

**Makita**<sup>®</sup>

**2022**

**PRODUCT CATALOGUE**





D		D		D		D	
DFT060T / DFT120T	49	DLM432 / DLM382	168	DSD180	129	DUR368A	163
DFT085F / DFT127F	49	DLM460 / DLM463	168	DSL800	101	DUR368L	163
DFV210A	194	DLM462 / DLM465	168	DSL801	101	DUR369A	163
DFV214A / DFV215A	194	<b>DLM481 / DLM480</b>	168	DSP600	124	DUR369L	163
DG001G	42	DLM530 / DLM534	168	DSP601	124	DUR369N	163
DGA402 / DGA452	79	DLM532 / DLM536	167	DSS501	119	DUS054	179
DGA404 / DGA454 / DGA504 / DGA521	79	DLM533 / DLM537	167	DSS610	119	DUS108	179
DGA405 / DGA455 / DGA505 / DGA520	80	<b>DLM539 / DLM538</b>	168	DSS611	119	DUS158	179
DGA406 / DGA456 / DGA506	79	DLS110	112	DST112	145	DUT130	53
DGA408 / DGA458 / DGA508	80	DLS111	112	DST221	145	DUT131	54
DGA411 / DGA461 / DGA511	78	DLS112	112	DTD103 / DTD063 / DTD043	50	DUX18	140
DGA412 / DGA462 / DGA512	78	DLS211	112	DTD104 / DTD064 / BTDO40 / DTD044	50	DUX60	140
DGA413 / DGA463 / DGA513	78	DLS212	112	DTD152	30	DVC155L	148
DGA414 / DGA464 / DGA514	78	DLS600	114	DTD153	30	DVC156L	148
DGA417 / DGA467 / DGA517	79	DLS713	113	DTD154	30	DVC157L	148
DGA418 / DGA468 / DGA518	79	DLS714	113	DTD156	30	DVC261	152
DGA419 / DGA469 / DGA519	79	DLW140	106	DTD157	30	DVC265	152
DGA700 / DGA701 / DGA900 / DGA901	78	<b>DMC300</b>	108	<b>DTD172</b>	29	DVC350	151
DGD800	95	DML185	188	DTDA040 / DTDA070 / DTDA100 / DTDA140	50	DVC560	154
DGD801	95	DML186	189	DTL061	31	DVC660	152
DGP180	201	DML800	189	DTL063	41	DVC665	152
<b>DHG180</b>	202	DML801	189	DTM50	141	DVC750L	151
<b>DHG181</b>	202	DML802	188	DTM51	141	DVC860L	149
DHK180	71	DML803	189	DTM52	141	DVC861L	149
DHP451	26	DML805	188	DTP141	32	DVC865L	149
DHP453	27	DML806	189	DTR180	143	DVC866L	149
DHP458	26	DML807	189	DTR181	143	DVC867L	149
DHP482	27	DML808	189	DTS141	32	DVP180	201
DHP484	25	DML809	188	DTW1001	37	DVP181	201
DHP485	26	DML810	188	DTW1002	38	DVR350	53
DHP486	25	DML811	188	DTW103 / DTW073	51	DVR450	53
DHP487	26	DML812	189	DTW104 / DTW074	51	DVR850	53
DHR165	58	DML813 / DML814	188	DTW180	39	DWD181	201
DHR171	58	DML815	188	DTW181	39	DWR180	41
DHR182	58	<b>DML816</b>	189	DTW190	39	DWT310	41
DHR202	58	DMP180	199	DTW251	38		
DHR241	58	DMP181	199	DTW253	38	<b>E</b>	
DHR242	59	DMR050	192	DTW300 / DTW301	38	ELM3720 / ELM3320	169
DHR243	59	<b>DMR108N / DMR110N</b>	191	<b>DTW302</b>	38	ELM4121 / ELM4120	169
DHR263	57	DMR112	191	DTW450	38	ELM4621 / ELM4620	169
DHR264	57	DMR115 / DMR114	191	DTW700 / DTW701	38		
DHR280	58	<b>DMR116</b>	191	DTW800	38	<b>F</b>	
DHR281	58	DMR200	192	DTWA070 / DTWA100 / DTWA140 / DTWA190	51	FN001G	143
DHR282	57	DMR201 / DMR202	192	DUA300 / DUA250	173	FS2200	45
DHR283	57	DMR203	192	DUA301 / DUA251	173	FS2300	45
DHS630	119	DMR301 / DMR300	191	DUB184	158	FS2500	43
DHS660	119	DP2010	32	DUB185	158	FS2700	43
DHS661	118	DP2011	32	DUB186	158	FS2701	43
DHS680	119	DP3003	34	DUB361	158	FS4000	45
DHS710	118	DP4000	33	DUB362	158	FS4200	44
DHS711	118	DP4001	33	DUB363	158	FS4300	44
DHS780	118	DP4002	33	DUC122	172	FS6200	45
DHS781	118	DP4003	33	DUC254 / DUC254C / DUC204	172	FS6300	45
DHS782	118	DP4010	32	DUC256 / DUC256C	172	FS6300R	45
DHS783	118	DP4011	32	DUC400 / DUC353 / DUC303	172		
DHS900	117	DPB180	108	DUC405 / DUC355 / DUC305	172	<b>G</b>	
DHS901	117	DPB182	108	DUC406 / DUC356 / DUC306	171	GA003G / GA004G / GA005G	76
DHW080	159	DPB183	108	DUH483 / DUH523	174	GA006G / GA007G / GA008G	76
DJN161	109	DPB184	108	DUH501 / DUH601 / DUH751	174	GA011G / GA012G / GA013G	76
DJR183	128	DPJ180	131	DUH502 / DUH602 / DUH752	174	GA014G / GA015G / GA016G	76
DJR185	128	DPO500	97	DUH604S / DUH754S	175	GA021G / GA022G / GA023G	76
DJR186	128	DPO600	97	DUM111	166	GA024G / GA025G / GA026G	76
DJR187	128	DPP200	109	DUM604	166	GA027G / GA028G / GA029G	77
DJR188	128	DPT353	144	DUN461W	178	GA030G / GA031G / GA032G	77
DJR360	128	DPV300	94	DUN500W	178	GA035G / GA036G	78
DJS101	109	DRC200	154	DUN501W	178	GA037G / GA038G	77
DJS130	109	DRC300	154	DUN600L	178	GA039G / GA040G / GA041G NEW	77
DJS131	109	DRS780	118	DUN601L	178	GA042G / GA043G / GA044G NEW	77
DJS161	109	DRT50	134	DUP361	178	GA045G / GA046G / GA047G NEW	77
DJS200	109	DRV150	143	DUP362	178	GA4030 / GA4530 / GA5030	85
DJS800	109	DRV250	143	DUR181	164	GA4030R / GA4530R / GA5030R	85
DJV180	125	DS4011	34	DUR189	164	GA4031 / GA4032	85
DJV181	125	DS4012	33	DUR190L	164	GA4034 / GA4534 / GA5034	86
DJV182	125	DS5000	33	DUR190U	163	GA4040 / GA4540 / GA5040 / GA6040	83
<b>DJV184</b>	125	DSC102	107	DUR191L	164	GA4040C / GA4540C / GA5040C / GA6040C	80
DKP180	131	DSC121	107	DUR191U	163	GA4041C / GA4541C / GA5041C	80
DKP181	131	DSC163	107	DUR192L	164	GA4050 / GA4550 / GA5050	82
<b>DKT360</b>	199	DSC191	107	<b>DUR193</b>	164	GA4050R / GA4550R / GA5050R	82
<b>DLM330</b>	169	DSC251	107	<b>DUR194</b>	164	GA4051R / GA4551R / GA5051R	83
						GA4540R / GA5040R / GA6040R	83
						GA4541R / GA5041R	83
						GA4542C / GA5042C / GA6042C	81



P		U	V
PW5001C	95	UA003G / UA001G	173
		UA004G / UA002G	173
R			
RD1101	137	UB001C	158
RF1101	137	UB001G	158
RP0900	138	UB100D	159
RP0910	137	UB101D	159
RP1101	137	UB1102	159
RP1110C	137	UB1103	159
RP1111C	137	UC005G / UC004G / UC003G / UC002G	171
RP1800	136	UC006G / UC007G	171
RP1800F	136	UC013G / UC012G / UC011G / UC010G	171
RP1801	136	UC017G / UC016G / UC015G / UC014G	171
RP1801F	136	UC020G	171
RP1802	136	UC4041A / UC3541A / UC3041A	173
RP1802F	136	UC4550A / UC4050A / UC3550A / UC3050A	173
RP1803	136	UC4551A / UC4051A / UC3551A / UC3051A	172
RP1803F	136	UD2500	169
RP2300FC	135	UH004G / UH005G	174
RP2301FC	135	UH006G / UH007G	174
RP2302FC	135	UH008G / UH009G	174
RP2303FC	135	UH013G / UH014G	175
RS001G	117	UH200D	176
RS002G	117	UH201D	176
RT001G	134	UH420D	176
RT0700C	134	UH422D	176
RT0702C	134	UH4261	177
S			
SA5040C	93	UH4570	177
SA7000	93	UH480D	176
SA7000C	93	UH4861	177
SC103D	107	UH520D	176
SD100D	129	UH522D	176
SG1251	106	UH5261	177
SJ401	129	UH5570	177
SK105D	184	UH5580	176
SK105GD	184	UH6570	177
SK106D	184	UH6580	177
SK106GD	183	UH7580	177
SK10GD	183	UM110D	166
SK209GD	183	UM164D	166
SK20GD	183	UM167D	166
SK312GD	183	UM600D	166
SK40GD	183	UN460WD	178
SK700D	183	UR002G	162
SK700GD	183	UR003G	163
SKR200Z	185	UR006G	162
SP001G	124	UR007G	162
SP6000	124	UR008G	162
ST113D	145	UR012G	162
T			
TD001G	29	UR100D	164
TD0100	31	UR101C	162
TD0101	31	UR140D	165
TD0101F	31	UR180D	165
TD022D	31	UR201C	162
TD090D	30	UR202C	162
TD110D	30	UR2300	165
TD111D	30	UR3000	165
TD112D / TD091D	51	UR3500	165
TD126D	31	UR3501	165
TD127D	31	UR3502	165
TL064D	32	US053D	179
TL065D	41	UT1200	54
TM3000C	141	UT1305	54
TM3010C	141	UT1400	54
TM30D	141	UT1401	54
TW001G	37	UT1600	54
TW004G / TW005G	37	UT2204	54
TW007G / TW008G	37	UV3600 / UV3200	169
TW0200	40	UX01G	140
TW0350	40	V	
TW060D	39	VC001GL	148
TW1000	40	VC002GL	148
TW100D	40	VC003GL	148
TW140D	39	VC004GL	148
TW141D	39	VC005GL	148
TW160D	39	VC008G	151
TW161D	39	VC009G	151
		VC1310L	150
		VC2000L	151
		VC2012L	151
		VC2201M	150
		VC2211M	150
		VC2510L	150
		VC2512L	151
		VC3011L	151
		VC3012L	150
		VC3012M	150
		VC3210L	149
		VC3211H	149
		VC3211M	149
		VC4210L	150
		VC4210M	150
		VR001C	53
		VR002C	53
		VR003C	53
		VR004C	53
		W	
		WR100D	41

- Screwing/Drilling**  
p.24
- Stirring**  
p.52
- Hammer drilling/  
Chiselling**  
p.55
- Grinding/Sanding/  
Polishing**  
p.75
- Cutting**  
p.103
- Sawing**  
p.111
- Milling/Planing**  
p.130
- Multifunction**  
p.139
- Fastening/Fixing**  
p.142
- Dust management**  
p.147
- Lawn care**  
p.161
- Tree care/Hedge care**  
p.170
- Transportation**  
p.180
- Measuring/Leveling**  
p.182
- Lights**  
p.186
- Comfort/Lifestyle**  
p.190
- Speciality tools**  
p.200
- Accessory**  
p.204



# Category index

## Screwing/Drilling

2-Speed Drill	Cordless Ratchet Wrench
Angle Drill	Cordless Screwdriver
Auto Feed Screwdriver	Cordless Shear Wrench
Cordless 4 Mode Impact Driver	Diamond Core Drill
Cordless Angle Drill	Drill
Cordless Angle Impact Driver	Driver Drill
Cordless Angle Impact Wrench	Drywall Screwdriver
Cordless Angle Screwdriver	Hammer Driver Drill
Cordless Auto Feed Screwdriver	High Speed Drill
Cordless Driver Drill	Impact Driver
Cordless Earth Auger	Impact Wrench
Cordless Hammer Driver Drill	In-Line Cordless Screwdriver
Cordless Impact Driver	Magnetic Drill
Cordless Impact Wrench	Screwdriver
Cordless Oil-Pulse Driver	Shear Wrench



p.24

## Stirring

Cordless Concrete Vibrator
Cordless Mixer
Mixer
Power Mixer



p.52

## Hammer drilling/Chiselling

2-Speed Hammer Drill	Cordless Rotary Hammer
Combination Hammer	Demolition Hammer
Combination Hammer with Self Dust Collection	Diamond Core Hammer Drill
Cordless Combination Hammer	Electric Breaker
Cordless Demolition Hammer	Hammer Drill
Cordless Power Scraper	Power Scraper
	Rotary Hammer



p.55

## Grinding/Sanding/Polishing

Angle Sander	Die Grinder
Belt Sander	Disc Sander
Bench Grinder	Finishing Sander
Cordless Angle Grinder	Orbital Sander
Cordless Belt Sander	Polisher
Cordless Die Grinder	Random Orbit Polisher
Cordless Drywall Sander	Random Orbit Sander
Cordless Finishing Sander	Sander-Polisher
Cordless Polisher	Stone Polisher
Cordless Random Orbit Polisher	Straight Grinder
Cordless Random Orbit Sander	Wheel Sander
Cordless Sander Polisher	



p.75

## Cutting

Aluminum Groove Cutter	Cordless Steel Rod Cutter
Angle Cutter	Cordless Straight Shear
Cement Shear	Cordless Threaded Rod Cutter
Cordless Cement Shear	Cutter
Cordless Compact Cut Off	Dustless Cutter
Cordless Cutter	Metal Cutter
Cordless Dustless Cutter	Metal Cutting Saw
Cordless Hole Puncher	Metal Shear
Cordless Metal Shear	Nibbler
Cordless Multi Cutter	Portable Band Saw
Cordless Nibbler	Portable Cut-off
Cordless Portable Band Saw	Straight Metal Shear
Cordless Portable Cut-off	Wall Chaser
Cordless Power Cutter	



p.103

## Sawing

Band Saw	Flip Over Saw
Circular Saw	Hypoid Saw
Circular Saw with Dust Collection	Jig Saw
Compound Miter Saw	Miter Saw
Cordless Circular Saw	Plunge Cut Circular Saw
Cordless Compound Miter Saw	Recipro Saw
Cordless Drywall Saw	Scroll Saw
Cordless Jig Saw	Slide Compound Miter Saw
Cordless Metal Cutter	Slide Compound Saw
Cordless Plunge Cut Saw	Table Saw
Cordless Rear Handle Saw	Table Top Miter Saw
Cordless Recipro Saw	
Cordless Slide Compound Miter Saw	



p.111

## Milling/Planing

Chain Mortiser	Groove Cutter
Concrete Planer	Planer
Cordless Cut-Out Tool	Plate Joiner
Cordless Planer	Power Planer
Cordless Plate Joiner	Router
Cordless Trimmer	Sash Router
Curved Planer	Trimmer
Cut-out Tool	



p.130

## Multifunction

Cordless Multi Function Power Head
Cordless Multi Tool
Multi Tool



p.139

## Fastening/Fixing

Cordless Brad Nailer	Narrow Crown Stapler
Cordless Clipped Head Framing Nailer	Pin Nailer
Cordless Concrete Nailer	Pneumatic Brad Nailer
Cordless Finish Nailer	Pneumatic Coil Nailer
Cordless Pin Nailer	Pneumatic Finish Nailer
Cordless Rebar Tying Tool	Pneumatic Framing Nailer
Cordless Rivet Gun	Pneumatic Pallet Coil Nailer
Cordless Stapler	Pneumatic Pin Nailer
Medium Crown Stapler	Wide Crown Stapler



p.142

### Dust management

- |                                  |                                  |
|----------------------------------|----------------------------------|
| Battery Powered Blower Blower    | Cordless Dust Blower             |
| Cordless Backpack Vacuum Cleaner | Cordless High Pressure Washer    |
| Cordless Garden Sprayer          | Cordless Portable Vacuum Cleaner |
| Cordless Hedge Trimmer           | Cordless Upright Cleaner         |
| Cordless Lawn Mower              | Cordless Vacuum Cleaner          |
| Cordless Pole Saw                | High Pressure Washer             |
| Cordless Pruning Shears          | Robotic Cleaner                  |
| Cordless String Trimmer          | Vacuum Cleaner                   |



p.147

### Lawn care

- |                               |                        |
|-------------------------------|------------------------|
| Battery Powered Grass Trimmer | Electric Grass Trimmer |
| Battery Powered Lawn Mower    | Electric Lawn Mower    |
| Cordless Grass Shear          | Electric Scarifier     |
| Cordless Grass Trimmer        | String Trimmer         |
| Cordless Lawn Mower           |                        |



p.161

### Tree care/Hedge care

- |                                |                              |
|--------------------------------|------------------------------|
| Battery Powered Pruning Shears | Cordless Pole Saw            |
| Cordless Chain Saw             | Cordless Telescopic Pole Saw |
| Cordless Garden Sprayer        | Electric Chain Saw           |
| Cordless Hedge Trimmer         | Electric Shredder            |
| Cordless Pole Hedge Trimmer    | Hedge Trimmer                |



p.170

### Transportation

- Battery Powered Wheelbarrow



p.180

### Measuring/Leveling

- |   |   |
|---|---|
| Laser Distance Measure                      | Rechargeable Red 4-point Cross Line Laser |
| Laser Level                                 | Rechargeable Red Cross Line Laser         |
| Rechargeable Green 4-point Cross Line Laser | Rechargeable Red Multi Line Laser         |
| Rechargeable Green Cross Line Laser         |   |
| Rechargeable Green Multi Line Laser         |   |



p.182

### Lights

- |                         |                         |
|-------------------------|-------------------------|
| Cordless LED Worklight  | Cordless LED Worklight  |
| Cordless Area Worklight | Cordless Worklight      |
| Cordless Flashlight     | LED Flashlight          |
|                         | Rechargeable Flashlight |



p.186

### Comfort/Lifestyle

- |                              |                           |
|------------------------------|---------------------------|
| Cordless Coffee Maker        | Cordless Heated Vest      |
| Cordless Cooler & Warmer Box | Cordless Inflator         |
| Cordless Fan                 | Cordless Job Site Speaker |
| Cordless Fan Jacket          | Cordless Kettle           |
| Cordless Fan Vest            | Job Site Charger Radio    |
| Cordless Heated Blanket      | Job Site DAB/DAB+ Radio   |
| Cordless Heated Jacket       | Job Site Radio            |



p.190

### Speciality tools

- |                       |                           |
|-----------------------|---------------------------|
| Cordless Caulking Gun | Heat Gun                  |
| Cordless Grease Gun   | Portable Power Pack       |
| Cordless Heat Gun     | Rechargeable Wall Scanner |
| Cordless Vacuum Pump  | Submersible Pump          |



p.200

### Accessory

- Adapter for USB



p.204

# New Products

## Cordless Impact Driver

18V

DTD172 p.29



## Cordless Polisher

40Vmax

PV001G p.94



## Cordless Jig Saw

18V

DJV184 p.125



## Cordless Angle Drill

18V x2

DDA461 p.35



## Cordless Finishing Sander

18V

DBO380 / DBO381 p.99



## Cordless Recipro Saw

40Vmax

JR002G p.127



## Cordless Impact Wrench

18V

DTW302 p.38



## Cordless Metal Cutter

40Vmax

CS002G p.105



## Cordless Planer

40Vmax

KP001G p.131



## Cordless Auto Feed Screwdriver

18V

DFR551 / DFR452 p.44



## Cordless Power Cutter

40Vmax x2

CE001G p.105



## Cordless Trimmer

40Vmax

RT001G p.134



## Cordless Screwdriver

18V

DFT060T / DFT120T p.49



## Cordless Compact Cut Off

18V

DMC300 p.108



## Trimmer

AC

RT0702C p.134  
3712 / 3711 p.134

## Cordless Concrete Vibrator

Battery Power

VR001C / VR002C p.53  
VR003C / VR004C p.53

## Cordless Portable Band Saw

40Vmax

PB002G p.108



## Router

AC

RP2302FC / RP2303FC p.135  
RP1802F / RP1802 p.136  
RP1803F / RP1803 p.136  
RP1111C p.137

## Cordless Combination Hammer

40Vmax

HR007G p.56  
HR008G / HR009G p.57

## Cordless Slide Compound Miter Saw

40Vmax

LS004G p.112



## Cordless Pin Nailer

40Vmax

PT001G p.144



## Cordless Angle Grinder

40Vmax

GA039G / GA040G / GA041G p.77  
GA042G / GA043G / GA044G p.77  
GA045G / GA046G / GA047G p.77

## Cordless Circular Saw

40Vmax

HS011G p.116  
HS010G / HS009G p.117

## Cordless Plunge Cut Saw

SP001G p.124

## Cordless Vacuum Cleaner

40Vmax

VC001GL / VC002GL p.148  
VC003GL / VC004GL p.148  
VC005GL p.148



Cordless Backpack Vacuum Cleaner

40Vmax

VC008G / VC009G p.151



Cordless Lawn Mower

18V

DLM330 p.169



Job Site Radio

18V / 18V

DMR116 p.191



Cordless Cleaner

40Vmax

CL002G / CL003G p.155



Cordless Chain Saw

40Vmax

UC002G / UC003G / UC004G p.171  
UC005G / UC006G / UC007G p.171  
UC010G / UC011G / UC012G p.171  
UC013G / UC014G / UC015G p.171  
UC016G / UC017G / UC020G p.171



Cordless Fan Vest

18V / 12Vmax

DFV214A / DFV215A p.194



Cordless Cleaner

12Vmax Built-in

CL117FD p.155



Cordless Pole Saw / Cordless Telescopic Pole Saw

40Vmax

UA001G / UA003G p.173  
UA002G / UA004G p.173



Cordless Inflator

40Vmax

MP001G p.199



Cordless Dust Blower

40Vmax

AS001G p.159



Cordless Hedge Trimmer

40Vmax

UH013G / UH014G p.175



Cordless Inflator

18V

DMP181 p.199



Cordless Grass Trimmer

40Vmax x2

UR012G p.162



Cordless Flashlight

40Vmax


ML006G p.189  
ML007G p.188



Cordless Cooler & Warmer Box

40Vmax / 18V

CW001G p.199



Cordless Grass Trimmer

18V

DUR193 / DUR194 p.164



Cordless Flashlight

18V

DML816 p.189



Cordless Kettle

40Vmax

KT001G p.199



Cordless Lawn Mower

64Vmax

LM002J / LM001J p.167



Job Site Radio

40Vmax

MR006G / MR007G p.191



Cordless Kettle

18V x2

DKT360 p.199



Cordless Lawn Mower

18V x2

DLM538 / DLM539 p.168  
DLM480 / DLM481 p.168



Job Site Radio

18V / 12Vmax / 10.8V

DMR110N / DMR108N p.191



Cordless Heat Gun

18V

DHG181 / DHG180 p.203



**XGT is a new system with its own tools, batteries, and chargers. A combination of innovative tool design and higher output batteries provide a genuine solution for high demand industrial users.**

## Optimum power supply system and Optimum charging system

The XGT range of tools and batteries come with a built-in program, providing digital communication between the battery and tool. Allowing not only for the battery to talk with tool but also the tool to talk to the battery. Battery technology and motor engineering that work together for optimum performance.

### Tool ◀▶ Battery ◀▶ Battery Charger Digital communication



**Optimum charging system**

Auto maintenance system with two cooling fans for providing more optimum fast charging

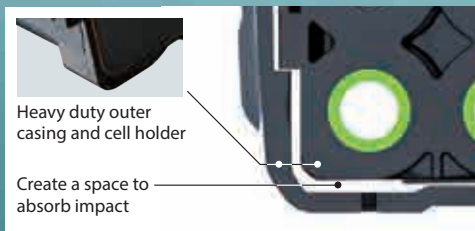
## Built Tough

High durability specifications specially designed for 40Vmax Li-Ion batteries

**4-LED fuel gauge indicator**

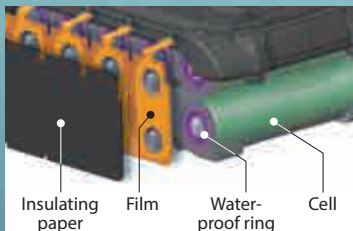


**Terminal short-circuit prevention structure**  
The protection wall is provided between terminals against water and dust.




Heavy duty outer casing and cell holder  
Create a space to absorb impact

**Shock absorption structure**



Insulating paper  
Film  
Water-proof ring  
Cell

**Waterproof Triple-layer Structure**  
prevents cell failure due to water and dust.



Battery rail

**High Rigidity Battery Rails**  
Durable slide in battery rail that holds the battery and the tools firmly and securely to withstand high power products



## Rapid Optimum Charging System

It is necessary to cool down before start charging when the battery temperature is high.  
Built-in fan circulates air through the battery before start charging and during the charging process to cool the battery for faster charge time.

The Makita Rapid Optimum Charger communicates with the battery's built-in chip throughout the charging process to optimize battery life by actively controlling current, voltage and temperature.

### The optimum charging system

Forced air cooling



Fast charging



### General charging method

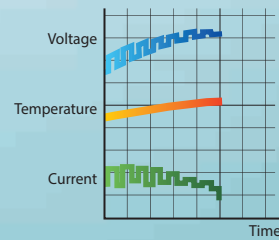
Natural heat dissipation



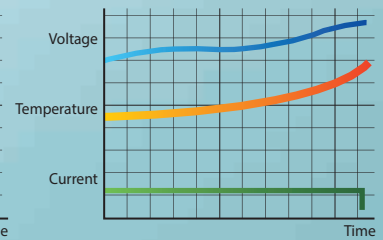
Waiting time for charging



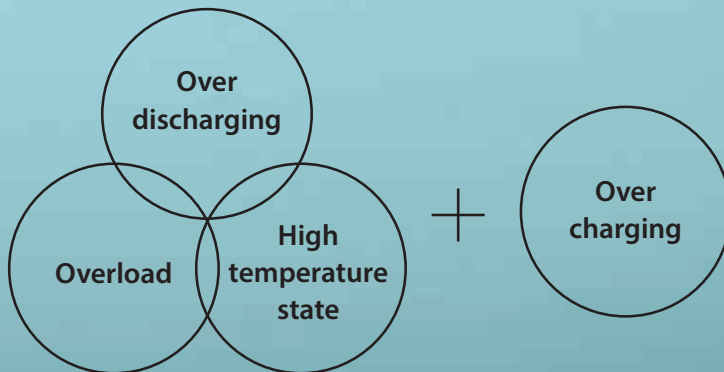
### The optimum charging system



### General charging method



## Battery Protection Function



This function is communication technology that allows the tool and battery to monitor conditions and exchange data in real time to protect against Overload, Over-Discharge and Overheating.




## Firm Holding

Multi-contact terminals reduce electrical resistance and increase connection stability withstanding against vibration, and ultimately ensures Stable current supply to the tool.

**Anytime Charge**  
No Memory Effect  
No discharging required



**Shock Absorbing**  
Heavy Duty Pack



**XGT**

# 40V Li-ion max

High Power

Durability

Digital Communication



Flashlight

Job Site Radio

Brad Nailer

Kettle

Inflator

Cooler & Warmer Box

Fan

Hedge Trimmer

Blower

Earth Auger

Dust Blower

Pole Saw

Grass Trimmer

Chain Saw

Multi Function Power Head

**XGT**

# 40V Li-ion max


**XGT X2**

80V max



Rotary Hammer

Grass Trimmer



Power Cutter



Demolition Hammer



## Battery

BL4020  
2.0Ah

BL4025  
2.5Ah



Impact Driver



Driver Drill



Hammer Driver Drill



Rotary Hammer



Impact Wrench



Demolition Hammer



Angle Drill



Polisher



Combination Hammer




Rear Handle Saw



Angle Grinder




Circular Saw



Plunge Cut Saw



Slide Compound Miter Saw



Backpack Vacuum Cleaner



Recipro Saw



Metal Cutter



Vacuum Cleaner



Cleaner



Planer



Portable Band Saw



Trimmer



Charger

BL4040 4.0Ah



BL4050F 5.0Ah



BL4080F 8.0Ah



DC40RA



DC40RB



DC40RC



ADP10



Adapter for LXT Battery

# 18V LITHIUM-ION



Portable Cut-off

Rear Handle Saw

Recipro Saw

Power Cutter

Rotary Hammer

Wall Scanner

Slide Compound Miter Saw

Combination Hammer

Angle Grinder

Circular Saw

Plunge Cut Saw

Wheelbarrow

Caulking Gun

Stapler

Concrete Vibrator

Pin Nailer

Finish Nailer

Shear Wrench

Vacuum Pump

Heat Gun

Rebar Tying Tool

Rivet Gun

Grease Gun

Brad Nailer

Angle Drill

Flashlight Radio

Area Worklight

Hole Puncher

LED Worklight

Inflator

Fan

Flashlight

LED Flashlight

Coffee Maker

Job Site Radio

Job Site Speaker

Worklight

Heated Vest

Heated Blanket

Job Site Radio

Job Site Radio

Grass Shear

Cooler & Warmer Box

Blower

18V Lithium-ion

Fan Jacket

Heated Jacket

Lawn Mower

Cooler & Warmer Box

Garden Sprayer

Chain Saw

Robotic Cleaner

Trimmer

Recipro Saw

Fan Vest

Hedge Trimmer

String Trimmer

Multi Function Power Head

Vacuum Cleaner

Drywall Saw

Grass Trimmer

Portable Vacuum Cleaner

Planer

Belt Sander


Cleaner

Cut-Out Tool

Cyclone Cleaner

Plate Joiner





Chain Saw

Pole Saw

Grass Trimmer

Lawn Mower

Pruning Shears

Earth Auger

Portable Power Pack

High Pressure Washer

Blower

Vacuum Pump

Vacuum Cleaner

Hedge Trimmer

Impact Wrench

Kettle

Mixer

Screwdriver

Backpack Vacuum Cleaner

Multi Function Power Head

4 Mode Impact Driver

Upright Cleaner

Auto Feed Screwdriver

Oil-Pulse Driver

Driver Drill

18V x2

Angle Drill

Angle Impact Wrench

Ratchet Wrench

Impact Driver

Angle Impact Driver

Hammer Driver Drill

Rotary Hammer

380+ TOOLS

6.0Ah 5.0Ah 4.0Ah 3.0Ah 2.0Ah 1.5Ah

Power Scraper

Combination Hammer

Multi Tool

Steel Rod Cutter

Compact Cut Off

Metal Shear

Metal Cutter

Circular Saw

Nibbler

Cutter

Die Grinder

Threaded Rod Cutter

Sander Polisher

Finishing Sander

Random Orbit Polisher

Portable Band Saw

Random Orbit Sander

Angle Grinder

Drywall Sander

Slide Compound Miter Saw

Jig Saw

Compound Miter Saw

Expand Your Lithium Line Up

# 12V<sub>max</sub> LITHIUM-ION

4.0Ah 2.0Ah 1.5Ah

EXPAND YOUR LITHIUM-ION LINEUP

Driver Drill  
Hammer Driver Drill  
Impact Driver  
Angle Drill  
Impact Wrench  
Rotary Hammer  
Ratchet Wrench  
Circular Saw  
Angle Impact Driver  
Multi Cutter  
Threaded Rod Cutter  
Cutter  
Recipro Saw  
Drywall Saw  
Multi tool  
Jig Saw  
Pin Nailer  
Stapler  
Sander Polisher  
Adapter for USB  
Caulking Gun  
Garden Sprayer  
Hedge Trimmer  
Inflator  
Blower  
Grass Trimmer  
Grass Shear  
Cordless Cleaner  
Fan Jacket  
Fan Vest  
Fan  
LED Flashlight  
Heated Jacket  
Heated Vest  
Heated Blanket  
Rechargeable Green Multi Line Laser  
Rechargeable Red 4-point Cross Line Laser  
Rechargeable Green 4-point Cross Line Laser  
Job Site Speaker  
Job Site Radio  
Multi Line Laser

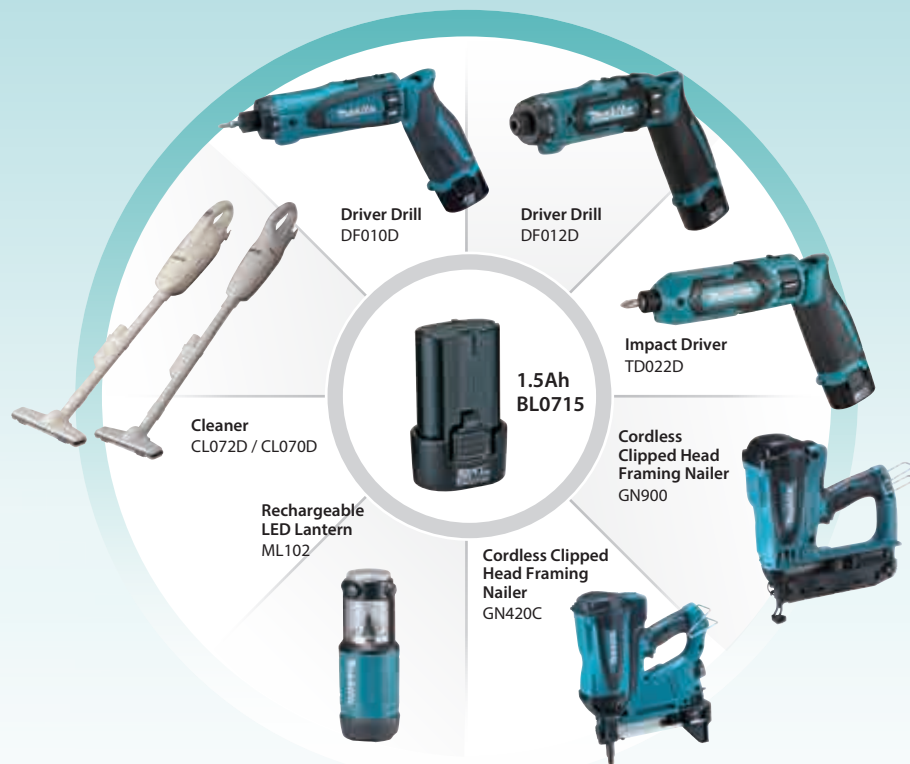




# 10.8V Lithium-ion



# 7.2V Lithium-ion



# 18V Lithium-ion



# 14.4V Lithium-ion

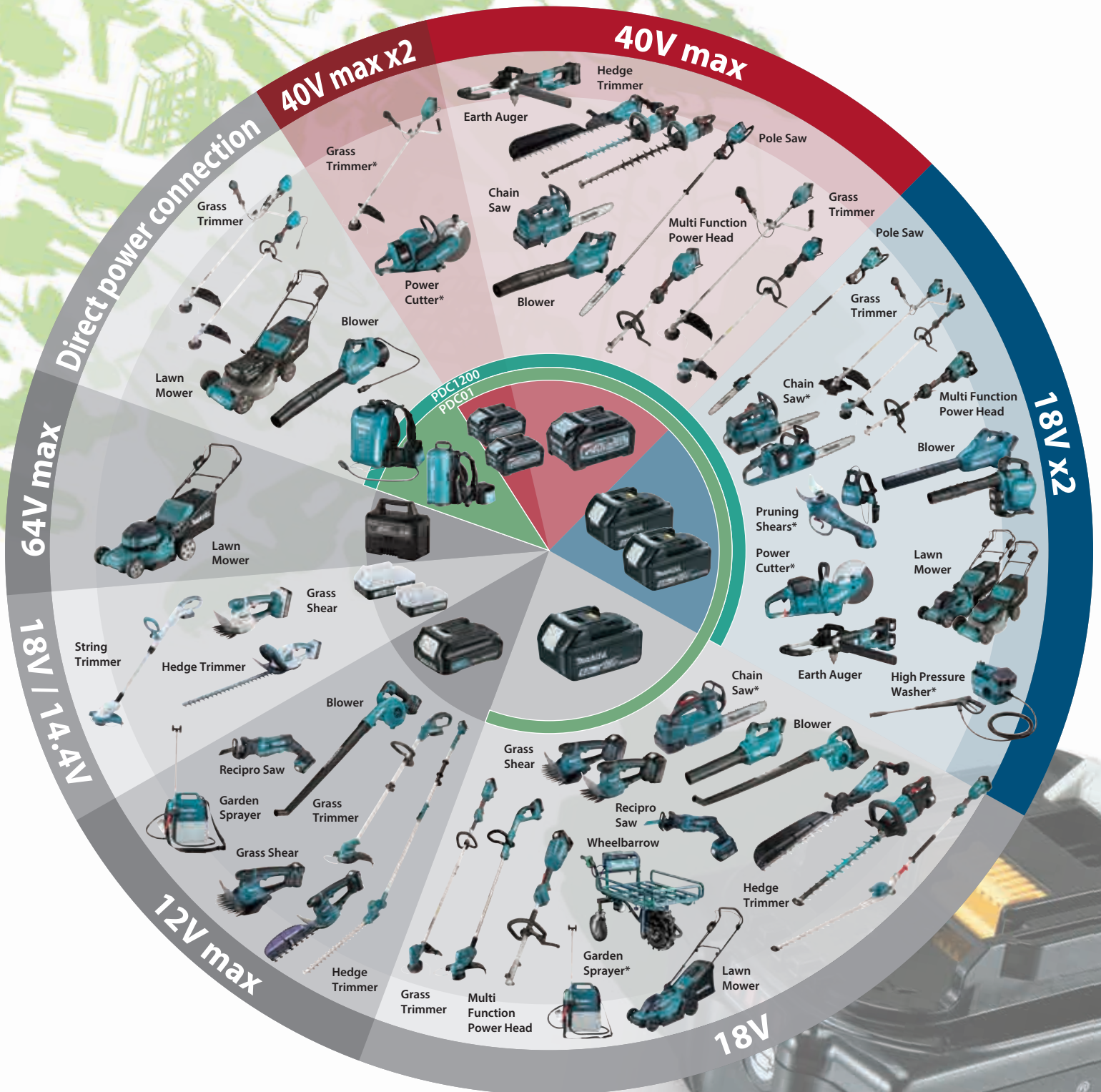


# Li-ion Battery & Charging Time Reference, Compatibility Chart

40Vmax		18V		Fast Charging DC40RA DC40RB*		DC40RC	Fast Charging DC40RA + ADP10 Compatible with LXT Li-Ion batteries		DC40RC + ADP10 Compatible with LXT Li-Ion batteries		Fast Charging DC18RC DC18RD* DC18RE**		DC18SF Except BL1430A	DC18SD DC18SH* DC18SE (Automotive)	
<b>XGT</b>	8.0Ah BL4080F	76min.	170min.	-	-	-	-	-	-	-	-	-	-	-	-
	5.0Ah BL4050F	50min.	85min.	-	-	-	-	-	-	-	-	-	-	-	-
	4.0Ah BL4040	45min.	67min.	-	-	-	-	-	-	-	-	-	-	-	-
	2.5Ah BL4025	28min.	38min.	-	-	-	-	-	-	-	-	-	-	-	-
	2.0Ah BL4020	22min.	30min.	-	-	-	-	-	-	-	-	-	-	-	-
<b>LXT</b>	6.0Ah BL1860B	-	-	40min.	85min.	55min.	1 to 2 batteries 130 min.	3 to 4 batteries 260 min.	130min.	-	-	-	-	-	-
	5.0Ah BL1850B	-	-	35min.	70min.	45min.	110 min.	220 min.	110min.	-	-	-	-	-	-
	4.0Ah BL1840B	-	-	29min.	58min.	36min.	90 min.	180 min.	90min.	-	-	-	-	-	-
	3.0Ah BL1830B	-	-	22min.	42min.	22min.	60 min.	120 min.	60min.	-	-	-	-	-	-
	2.0Ah BL1820B	-	-	24min.	33min.	24min.	45 min.	90 min.	45min.	-	-	-	-	-	-
	1.5Ah BL1815N	-	-	15min.	22min.	15min.	30 min.	60 min.	30min.	-	-	-	-	-	-
<b>CXT</b>	4.0Ah BL1041B	60min.	130min.	40Vmax Lithium-ion 18V x2 Lithium-ion	360min.	40Vmax Lithium-ion 18V x2 Lithium-ion	Powered by up to four 18V LXT Batteries	-	-	-	-	-	-	-	-
	2.0Ah BL1021B	30min.	70min.												
	1.5Ah BL1016	22min.	50min.												
<b>64Vmax Lithium-ion</b>	4.0Ah BL6440	120min.	10.8V Lithium-ion	1.3Ah BL1013	50min.	18V Lithium-ion 14.4V Lithium-ion	1.5Ah BL1415G BL1815G	70 min.	80 min.						
			7.2V Lithium-ion	1.5Ah BL0715	35min.		2.0Ah BL1420G BL1820G	90 min.	105 min.						

\*DC40RB / DC18RD / DC18SH: Two Port Multi Fast Charger \*\*DC18RE: CXT & LXT Dual port Fast Charger

# A wide variety of Lithium-ion Garden Tools



\* These models are not compatible with Portable Power Pack (PDC1200, PDC01)  
 Only rear handle type chainsaws are compatible



**PDC1200**

**Powered by 36V-40Vmax built-in battery**  
**1,200 Wh high capacity**  
**(Approx. 6 times more capacity than BL1860B x 2)**

**IPX4**

**Charger: DC4001**  
 Charging time: 6 hours



**Height-adjustable waist belt**  
 The position of the waist belt can be adjusted for personal fit and comfort.



**Quickly removable harness**  
 can be attached / removed from the main unit with a single action.



**Reflectors**  
 keep operator visible from a distance even in the dark.

**PDC01**

**Powered by up to four 18V LXT batteries**  
**432 Wh high capacity**  
**(with 4 pcs. of BL1860B)**

**IPX4**



**PDC1200 / PDC01**

Portable Power Pack

	<b>PDC1200</b>	<b>PDC01</b>
Capacity	33.5 Ah	24 / 12 Ah
Energy Capacity	1,206 Wh	432 Wh (BL1860Bx4)
Number of Cells	100	-
Charging Time (hours)	6	-
Power Supply Cord	Battery Side: 1.1 m (3.6 ft) Adapter Side: 0.6 m (2.0 ft)	1.7 (5.6) m (5.6 ft)
Dimensions (L x W x H)	w/o Harness: 369 x 261 x 139 mm (14-1/2 x 10-1/4 x 5-1/2") w/ Harness: 428 x 261 x 164 mm (16-7/8 x 10-1/4 x 6-1/2")	w/o Harness: 400 x 195 x 132 mm (15-3/4 x 7-5/8 x 5-3/16") w/ Harness: 400 x 270 x 149 mm (15-3/4 x 10-5/8 x 5-7/8")
Net weight	w/o Harness: 8.8 kg (19.4 lbs.)	w/o battery: 2.8 kg (6.1 lbs.)

**Battery Powered Models**



**Adapter set**

Part No. 191N62-4



**Adapter set**

Part No. 191J51-5



**Adapter set**

Part No. 191J50-7



# MAKPAC Power source kit



	Model No.	MAKPAC type	Set contents					
			Battery	Ah	Qty	Charger	Converter	
<b>40V<sub>max</sub></b> Lithium-ion	MKP1G001	TYPE1	BL4025	2.5Ah	2	DC40RA		
	MKP1G002	TYPE1	BL4040	4.0Ah	2	DC40RA		
<b>18V</b> Lithium-ion	MKP1SY182	TYPE1	BL1815N	1.5Ah	2	DC18SD		
	MKP1RA182	TYPE1	BL1820B	2.0Ah	2	DC18RC		
	MKP1RF181	TYPE1	BL1830B	3.0Ah	1	DC18RC		
	MKP1RF182	TYPE1	BL1830B	3.0Ah	2	DC18RC		
	MKP1RF183	TYPE1	BL1830B	3.0Ah	3	DC18RC		
	MKP1RF184	TYPE1	BL1830B	3.0Ah	4	DC18RC		
	MKP1RM182	TYPE1	BL1840B	4.0Ah	2	DC18RC		
	MKP1RM183	TYPE1	BL1840B	4.0Ah	3	DC18RC		
	MKP1RM184	TYPE1	BL1840B	4.0Ah	4	DC18RC		
	MKP1RT181	TYPE1	BL1850B	5.0Ah	1	DC18RC		
	MKP1RT182	TYPE1	BL1850B	5.0Ah	2	DC18RC		
	MKP1T188	TYPE1	BL1850B	5.0Ah	8	-		
	MKP1RG181	TYPE1	BL1860B	6.0Ah	1	DC18RC		
	MKP1RG182	TYPE1	BL1860B	6.0Ah	2	DC18RC		
	MKP1RG183	TYPE1	BL1860B	6.0Ah	3	DC18RC		
	MKP1RG184	TYPE1	BL1860B	6.0Ah	4	DC18RC		
	MKP2RFC2	TYPE2	BL1830B	3.0Ah	2	DC18RC	BCV03	
	MKP2RFC3	TYPE2	BL1830B	3.0Ah	3	DC18RC	BCV03	
	MKP2RFC4	TYPE2	BL1830B	3.0Ah	4	DC18RC	BCV03	
	MKP2PF184	TYPE2	BL1830B	3.0Ah	4	DC18RD		
	MKP2RMC2	TYPE2	BL1840B	4.0Ah	2	DC18RC	BCV03	
	MKP2PM184	TYPE2	BL1840B	4.0Ah	2	DC18RD		
	MKP2PT184	TYPE2	BL1850B	5.0Ah	4	DC18RD		
	MKP3PM182	TYPE3	BL1840B	4.0Ah	2	DC18RD		
	MKP3PM184	TYPE3	BL1840B	4.0Ah	4	DC18RD		
	MKP3PT182	TYPE3	BL1850B	5.0Ah	2	DC18RD		
	MKP3PT184	TYPE3	BL1850B	5.0Ah	4	DC18RD		
	MKP3PG182	TYPE3	BL1860B	6.0Ah	2	DC18RD		
	MKP3PG184	TYPE3	BL1860B	6.0Ah	4	DC18RD		
	<b>12V<sub>max</sub></b> Lithium-ion	MKP2NX1	TYPE3	BL1021B / BL1850B	2.0Ah / 5.0Ah	1	DC18RE	
		MKP2NX2	TYPE3	BL1021B / BL1850B	2.0Ah / 5.0Ah	2	DC18RE	
		MKP2NX3	TYPE3	BL1041B / BL1850B	4.0Ah / 5.0Ah	1	DC18RE	
MKP2NX4		TYPE3	BL1041B / BL1850B	4.0Ah / 5.0Ah	2	DC18RE		
<b>12V<sub>max</sub></b> Lithium-ion	MKP1WY122	TYPE1	BL1016	1.5Ah	2	DC10WD		
	MKP1SY122	TYPE1	BL1016	1.5Ah	2	DC10SB		
	MKP1WA122	TYPE1	BL1021B	2.0Ah	2	DC10WD		
	MKP1SA122	TYPE1	BL1021B	2.0Ah	2	DC10SB		
	MKP1WM122	TYPE1	BL1041B	4.0Ah	2	DC10WD		
	MKP1SM122	TYPE1	BL1041B	4.0Ah	2	DC10SB		

## MAKPAC trolley

able to stack on for easy loading

Part No.  
TR00000002  
TR00000001(EU)



## MAKPAC adapter set

Makita AC Vacuum Cleaner  
to connect with MAKPAC  
Part No.  
198730-6 / 198599-8(EU)

Model No.  
VC001G,L VC002GL, VC003GL, VC004GL,  
VC005GL, VC3211H/M, VC2211M, VC2201M,  
VC1310L, VC2510L, VC3210L



## MAKPAC organizer

ideal for accessory cases

Part No.  
MAKPAC organizer set  
191X80-2

MAKPAC organizer set (No box)  
191X84-4



## Cool Box

20mm thickness formed polystyrene, sealing  
strips are placed around the mating surface  
of lid and box.

**18L** Part No.  
198253-4 (Type 4)  
500mL  $\times$  20 2L  $\times$  4



**11L** Part No.  
198254-2 (Type 3)  
500mL  $\times$  10 2L  $\times$  2



## Safety Precautions

When using electric tools, basic safety precautions should always be followed to reduce the risk of fire, electric shock, and personal injury, including the following.

### /// KEEP WORK AREA CLEAN.

Cluttered areas and benches invite injuries.

### /// CONSIDER WORK AREA ENVIRONMENT.

Don't use power tools in damp or wet locations. Keep work area well lit. Don't expose power tools to rain. Don't use power tool in presence of flammable liquids or gases.

### /// KEEP CHILDREN AWAY.

All visitors should be kept away from work area. Don't let visitors touch the tool or extension cord.

### /// STORE IDLE TOOLS.

When not in use, tools should be stored in a dry, high of locked up place, out of reach of children.

### /// DON'T FORCE THE TOOL.

It will do the job better and safer at the rate for which it was intended.

### /// USE THE RIGHT TOOL.

Don't force small tools or attachments to do the job of a heavy-duty tool. Don't use tools for purposes not intended.

### /// DRESS PROPERLY.

Don't wear loose clothing or jewelry. They can be caught in moving parts. Rubber gloves and non-skid footwear are recommended when working outdoors. Wear protective hair covering to contain long hair.

### /// USE SAFETY GLASSES.

Also use face or dust mask if the cutting operation is dusty.

### /// DON'T ABUSE THE CORD.

Never carry the tool by the cord or yank it to disconnect it from the socket. Keep the cord away from heat, oil, and sharp edges.

### /// SECURE WORK.

Use clamps or a vise to hold the work. It's safer than using your hand and it frees both hands to operate the tool.

### /// DON'T OVERREACH.

Keep proper footing and balance at all times.

### /// MAINTAIN TOOLS WITH CARE.

Keep cutting tools sharp and clean for better and safer performance. Follow instructions for lubrication and changing accessories. Inspect tool cord periodically and if damaged, have it repaired by an authorized service facility. Inspect extension cords periodically and replace, if damaged. Keep handles dry, clean and free from oil and grease.

### /// DISCONNECT TOOLS.

When not in use, before servicing and when changing accessories such as blades, bits and cutters.

### /// REMOVE ADJUSTING KEYS AND WRENCHES.

Form the habit of checking to see that keys and adjusting wrenches are removed from the tool before turning it on.

### /// AVOID UNINTENTIONAL STARTING.

Don't carry a plugged-in tool with a finger on the switch. Ensure switch is OFF when plugging in.

### /// USE OUTDOOR EXTENSION CORDS.

When tool is used outdoors, use only extension cords intended for outdoor use.

### /// STAY ALERT.

Watch what you are doing. Use common sense. Don't operate tool when you are tired.

### /// CHECK DAMAGED PARTS.

Before further use of the tool, a guard or other part that is damaged should be carefully checked to determine that it will operate properly and perform its intended function. Check for alignment of moving parts, free running of moving parts, breakage of parts, mounting and any other conditions that may affect its operation. A guard or other part that is damaged should be properly repaired or replaced by an authorized service center unless otherwise indicated in this instruction manual. Have defective switches replaced by an authorized service facility. Don't use the tool if the switch does not turn it on and off.

### /// GUARD AGAINST ELECTRIC SHOCK.

Avoid body contact with earthed or grounded surfaces (e.g. pipes, radiators, ranges, refrigerators).

### /// REPLACEMENT PARTS.

When servicing a tool, use only identical replacement parts.

### /// VOLTAGE WARNING:

Before connecting the tool to a power source (receptacle, outlet, etc.) Be sure the voltage supplied is the same as that specified on the nameplate of the tool. A power source with voltage greater than that specified for the tool can result in SERIOUS INJURY to the user V as well as damage to the tool. If in doubt, DO NOT PLUG IN THE TOOL. Using a power source with voltage less than the nameplate rating is harmful to the motor.

## Note

- Makita reserves the right to change specifications of parts and accessories without notice.
- Items of standard equipment and specifications may vary by country or area.
- Net weight and dimensions may differ by the type of battery.
- Standard export color for motor housing is Makita industrial green (blue).
- Please state required voltage when ordering. These offers are subject to availability in each country. Actual product color may differ slightly from color reproduced here.
- The weight may differ depending on the attachment(s), including the battery cartridge. The lightest and heaviest combination, according to EPTA-Procedure 01/2014























## Guarantee

Every Makita tool is thoroughly inspected and tested before leaving the factory. It is guaranteed against defective workmanship and materials. Should any trouble develop, return the COMPLETE tool prepaid to Makita or point of purchase. If inspection shows trouble is caused by defective workmanship of material, all repairs will be made without charge. The guarantee does not apply where repairs have been made or attempted by others; repairs are due to normal wear; the tool has been abused or in an accident; misuse is evident – caused by overloading the tool beyond its capacity, use of the tool after partial failure or use with improper accessories.

# PRODUCTS

## Screwing/Drilling



-  Double Insulation
-  Variable Speed
-  Brake
-  Reversing
-  Mechanical 2-Speed
-  Mechanical 3-Speed
-  Electronic 2-Speed
-  Electronic 3-Speed
-  Electronic 4-Speed
-  Keyless Chuck
-  Torque Setting 6
-  Torque Setting 9
-  Torque Setting 16
-  Torque Setting 18
-  Torque Setting 20
-  Torque Setting 21
-  Clutch-equipped
-  Torque Limiter
-  Constant Speed
-  Soft Start
-  Built-in Job Light
-  Carrying Case



# Screwing/Drilling

## DF001G Cordless Driver Drill 40V max

40Vmax XGT BL AFT Cordless 13 mm (1/2") 125 N-m (1,100 in.lbs.) Driver Drill



Capacity	Steel: 20 mm (13/16") Wood (Auger-Bit): 50 mm (2") Wood (Self-Feed Bit): 76 mm (3") Siding Board: 220 mm (8-5/8")
Chuck Capacity	1.5 - 13 mm (1/16 - 1/2")
No Load Speed (RPM)	High / Low: 0 - 2,600 / 0 - 650
Max Fastening Torque	Hard / Soft: 140 / 68 N-m (1,240 / 600 in.lbs.)
Max Lock Torque	125 N-m (1,100 in.lbs.)
Dimensions (L x W x H)	w/ BL4020 / BL4025: 181 x 86 x 275 mm (7-1/8 x 3-3/8 x 10-7/8") w/ BL4040: 181 x 86 x 282 mm (7-1/8 x 3-3/8 x 11-1/8")
Net weight	2.7 - 3.0 kg (5.9 - 6.6 lbs.)



Side Grip, Belt Clip, (+)(-) Bit, Bit Holder, Battery, Charger

## HP001G Cordless Hammer Driver Drill 40V max

40Vmax XGT BL AFT Cordless 13 mm (1/2") 125 N-m (1,100 in.lbs.) Hammer Driver Drill



Capacity	Steel: 20 mm (13/16") Wood (Auger-Bit): 50 mm (2") Wood (Self-Feed Bit): 76 mm (3") Siding Board: 220 mm (8-5/8")
Chuck Capacity	1.5 - 13 mm (1/16 - 1/2")
Impacts Per Minute (IPM)	High / Low: 0 - 39,000 / 0 - 9,750
No Load Speed (RPM)	High / Low: 0 - 2,600 / 0 - 650
Max Fastening Torque	Hard / Soft: 140 / 68 N-m (1,240 / 600 in.lbs.)
Max Lock Torque	125 N-m (1,100 in.lbs.)
Dimensions (L x W x H)	w/ BL4020 / BL4025: 182 x 86 x 275 mm (7-1/8 x 3-3/8 x 10-7/8") w/ BL4040: 182 x 86 x 282 mm (7-1/8 x 3-3/8 x 11-1/8")
Net weight	2.7 - 3.0 kg (6.0 - 6.6 lbs.)



Depth Gauge, Side Grip, Belt Clip, (+)(-) Bit, Bit Holder, Battery, Charger

## DF002G Cordless Driver Drill 40V max

40Vmax XGT BL Brushless Cordless 13 mm (1/2") 65 N-m (580 in.lbs.) Driver Drill



Capacity	Steel / Wood (Auger Bit) / Wood (Self-Feed Bit) / Wood (Hole Saw): 13 / 38 / 38 / 51 mm (1/2 / 1-1/2 / 1-1/2 / 2")
Chuck Capacity	1.5 - 13 mm (1/16 - 1/2")
No Load Speed (RPM)	High / Low: 0 - 2,200 / 0 - 600
Max Fastening Torque	Hard / Soft: 64 / 30 N-m (570 / 270 in.lbs.)
Max Lock Torque	65 N-m (580 in.lbs.)
Dimensions (L x W x H)	w/ BL4020 / BL4025: 164 x 86 x 265 mm (6-1/2 x 3-3/8 x 10-3/8") w/ BL4040: 164 x 86 x 272 mm (6-1/2 x 3-3/8 x 10-3/4") w/ BL4050F: 164 x 86 x 294 mm (6-1/2 x 3-3/8 x 11-5/8")
Net weight	1.9 - 2.5 kg (4.2 - 5.5 lbs.)



(+)(-) Bit, Belt Clip, Battery, Charger

## HP002G Cordless Hammer Driver Drill 40V max

40Vmax XGT BL Brushless Cordless 13 mm (1/2") 65 N-m (580 in.lbs.) Hammer Driver Drill



Capacity	Steel / Wood (Auger Bit) / Wood (Self-Feed Bit) / Wood (Hole Saw) / Masonry: 13 / 38 / 38 / 51 / 13 mm (1/2 / 1-1/2 / 1-1/2 / 2 / 1/2")
Chuck Capacity	1.5 - 13 mm (1/16 - 1/2")
Impacts Per Minute (IPM)	High / Low: 0 - 33,000 / 0 - 9,000
No Load Speed (RPM)	High / Low: 0 - 2,200 / 0 - 600
Max Fastening Torque	Hard / Soft: 64 / 30 N-m (570 / 270 in.lbs.)
Max Lock Torque	65 N-m (580 in.lbs.)
Dimensions (L x W x H)	w/ BL4020 / BL4025: 174 x 86 x 265 mm (6-7/8 x 3-3/8 x 10-3/8") w/ BL4040: 174 x 86 x 272 mm (6-7/8 x 3-3/8 x 10-3/4") w/ BL4050F: 174 x 86 x 294 mm (6-7/8 x 3-3/8 x 11-5/8")
Net weight	2.0 - 2.6 kg (4.4 - 5.7 lbs.)



Belt Clip, (+)(-) Bit, Battery, Charger

## DDF486 Cordless Driver Drill 18V

18V LXT BL Brushless Cordless 13 mm (1/2") 125 N-m (1,100 in.lbs.) Driver Drill



Capacity	Steel: 13 mm (1/2") Wood (Auger-Bit): 50 mm (2") Wood (Self-Feed Bit): 76 mm (3") Siding Board: 170 mm (6-11/16")
Chuck Capacity	1.5 - 13 mm (1/16 - 1/2")
No Load Speed (RPM)	High / Low: 0 - 2,100 / 0 - 550
Max Fastening Torque	Hard / Soft: 130 / 65 N-m (1,150 / 580 in.lbs.)
Max Lock Torque	125 N-m (1,100 in.lbs.)
Dimensions (L x W x H)	w/ BL1830B / BL1840B / BL1850B / BL1860B: 178 x 81 x 265 mm (7 x 3-3/16 x 10-3/8")
Net weight	2.3 - 2.6 kg (5.1 - 5.7 lbs.)



Side Handle, Belt Clip, (+)(-) Bit, Bit Holder, Battery, Charger

## DHP486 Cordless Hammer Driver Drill 18V

18V LXT BL Brushless Cordless 13 mm (1/2") 125 N-m (1,100 in.lbs.) Hammer Driver Drill



Capacity	Steel: 13 mm (1/2") Wood (Auger-Bit): 50 mm (2") Wood (Self-Feed Bit): 76 mm (3") Siding Board: 170 mm (6-11/16")
Chuck Capacity	1.5 - 13 mm (1/16 - 1/2")
Impacts Per Minute (IPM)	High / Low: 0 - 31,500 / 0 - 8,250
No Load Speed (RPM)	High / Low: 0 - 2,100 / 0 - 550
Max Fastening Torque	Hard / Soft: 130 / 65 N-m (1,150 / 580 in.lbs.)
Max Lock Torque	125 N-m (1,100 in.lbs.)
Dimensions (L x W x H)	w/ BL1830B / BL1840B / BL1850B / BL1860B: 178 x 81 x 265 mm (7 x 3-3/16 x 10-3/8")
Net weight	2.3 - 2.7 kg (5.1 - 6.0 lbs.)



Depth Gauge, Side Handle, Belt Clip, (+)(-) Bit, Bit Holder, Battery, Charger

## DDF484 Cordless Driver Drill 18V

18V LXT BL Brushless Cordless 13 mm (1/2") 60 N-m (530 in.lbs.) Driver Drill



Capacity	Steel: 13 mm (1/2") Wood (Self-Feed Bit): 76 mm (3") Wood: 38 mm (1-1/2")
Chuck Capacity	1.5 - 13 mm (1/16 - 1/2")
No Load Speed (RPM)	High / Low: 0 - 2,000 / 0 - 500
Max Fastening Torque	Hard / Soft: 54 / 30 N-m (480 / 270 in.lbs.)
Max Lock Torque	60 N-m (530 in.lbs.)
Dimensions (L x W x H)	172 x 79 x 261 mm (6-3/4 x 3-1/8 x 10-1/4")
Net weight	1.5 - 1.8 kg (3.3 - 4 lbs.)



(+)(-) Bit, Belt Clip, Battery, Charger

## DHP484 Cordless Hammer Driver Drill 18V

18V LXT BL Brushless Cordless 13 mm (1/2") 60 N-m (530 in.lbs.) Hammer Driver Drill



Capacity	Steel / Wood / Masonry: 13 / 38 / 13 mm (1/2 / 1-1/2 / 1/2")
Chuck Capacity	1.5 - 13 mm (1/16 - 1/2")
Impacts Per Minute (IPM)	High / Low: 0 - 30,000 / 0 - 7,500
No Load Speed (RPM)	High / Low: 0 - 2,000 / 0 - 500
Max Fastening Torque	Hard / Soft: 54 / 30 N-m (480 / 270 in.lbs.)
Max Lock Torque	60 N-m (530 in.lbs.)
Dimensions (L x W x H)	182 x 79 x 261 mm (7-1/8 x 3-1/8 x 10-1/4")
Net weight	1.6 - 1.9 kg (3.5 - 4.2 lbs.)



Belt Clip, (+)(-) Bit, Battery, Charger

# Screwing/Drilling

**DDF485**

Cordless Driver Drill

18V

18V LXT BL Brushless Cordless 13 mm (1/2") 50 N-m (440 in.lbs.) Driver Drill



Capacity	Steel: 13 mm (1/2") Wood (Self-Feed Bit): 76 mm (3") Wood: 38 mm (1-1/2")
Chuck Capacity	1.5 - 13 mm (1/16 - 1/2")
No Load Speed (RPM)	High / Low: 0 - 1,900 / 0 - 500
Max Fastening Torque	Hard / Soft: 50 / 27 N-m (440 / 240 in.lbs.)
Max Lock Torque	50 N-m (440 in.lbs.)
Dimensions (L x W x H)	w/ BL1830B / BL1840B / BL1850B / BL1860B : 169 x 79 x 255 mm (7-1/8 x 3-1/8 x 10")
Net weight	1.4 - 1.7 kg (3.1 - 3.8 lbs.)

**LXT BL XPT**



Belt Clip, (+)(-) Bit, Battery, Charger

**DHP485**

Cordless Hammer Driver Drill

18V

18V LXT BL Brushless Cordless 13 mm (1/2") 50 N-m (440 in.lbs.) Hammer Driver Drill



Capacity	Steel / Wood / Masonry: 13 / 38 / 13 mm (1/2 / 1-1/2 / 1/2") Wood (Self-Feed Bit): 76 mm (3")
Chuck Capacity	1.5 - 13 mm (1/16 - 1/2")
Impacts Per Minute (IPM)	High / Low: 0 - 28,500 / 0 - 7,500
No Load Speed (RPM)	High / Low: 0 - 1,900 / 0 - 500
Max Fastening Torque	Hard / Soft: 50 / 27 N-m (440 / 240 in.lbs.)
Max Lock Torque	50 N-m (440 in.lbs.)
Dimensions (L x W x H)	w/ BL1830B / BL1840B / BL1850B / BL1860B : 182 x 79 x 255 mm (7-1/8 x 3-1/8 x 10")
Net weight	1.5 - 1.8 kg (3.2 - 3.9 lbs.)

**LXT BL XPT**



Belt Clip, (+)(-) Bit, Battery, Charger

**DDF487**

Cordless Driver Drill

18V

18V LXT BL Brushless Cordless 13 mm (1/2") 40 N-m (350 in.lbs.) Driver Drill



Capacity	Steel / Wood (Auger Bit) / Wood (Self-Feed Bit) / Wood (Hole Saw): 13 / 36 / 35 / 51 mm (1/2 / 1-7/16 / 1-3/8 / 2")
Chuck Capacity	1.5 - 13 mm (1/16 - 1/2")
No Load Speed (RPM)	High / Low: 0 - 1,700 / 0 - 500
Max Fastening Torque	Hard / Soft: 40 / 25 N-m (350 / 220 in.lbs.)
Max Lock Torque	40 N-m (350 in.lbs.)
Dimensions (L x W x H)	w/ BL1830B / BL1840B / BL1850B / BL1860B : 150 x 81 x 248 mm (5-7/8 x 3-1/8 x 9-3/4")
Net weight	1.3 - 1.6 kg (2.9 - 3.5 lbs.)

**LXT BL XPT**



Belt Clip, (+)(-) Bit, Battery, Charger

**DHP487**

Cordless Hammer Driver Drill

18V

18V LXT BL Brushless Cordless 13 mm (1/2") 40 N-m (350 in.lbs.) Hammer Driver Drill



Capacity	Steel / Wood (Auger Bit) / Wood (Self-Feed Bit) / Wood (Hole Saw) / Masonry : 13 / 36 / 35 / 51 / 13 mm (1/2 / 1-7/16 / 1-3/8 / 2 / 1/2")
Chuck Capacity	1.5 - 13 mm (1/16 - 1/2")
Impacts Per Minute (IPM)	High / Low: 0 - 25,500 / 0 - 7,500
No Load Speed (RPM)	High / Low: 0 - 1,700 / 0 - 500
Max Fastening Torque	Hard / Soft: 40 / 25 N-m (350 / 220 in.lbs.)
Max Lock Torque	40 N-m (350 in.lbs.)
Dimensions (L x W x H)	w/ BL1830B / BL1840B / BL1850B / BL1860B : 164 x 81 x 248 mm (6-1/2 x 3-1/8 x 9-3/4")
Net weight	1.4 - 1.7 kg (3.1 - 3.7 lbs.)

**LXT BL XPT**



Belt Clip, (+)(-) Bit, Battery, Charger

**DDF458**

Cordless Driver Drill

18V

18V LXT Li-Ion Cordless 13 mm (1/2") 84 N-m (750 in.lbs.) Driver Drill



Capacity	Steel: 13 mm (1/2") Wood (Self-Feed Bit): 92 mm (3-5/8") Wood: 76 mm (3")
Chuck Capacity	1.5 - 13 mm (1/16 - 1/2")
No Load Speed (RPM)	High / Low: 0 - 2,000 / 0 - 400
Max Lock Torque	84 N-m (750 in.lbs.)
Dimensions (L x W x H)	225 x 79 x 259 mm (8-7/8 x 3-1/8 x 10-1/4")
Net weight	2.1 - 2.5 kg (4.7 - 5.4 lbs.)

**LXT XPT**



Charger, Battery, (+)(-) Bit, Side Grip

**DHP458**

Cordless Hammer Driver Drill

18V

18V LXT Li-Ion Cordless 13 mm (1/2") 84 N-m (750 in.lbs.) Hammer Driver Drill



Capacity	Steel / Wood / Masonry : 13 / 76 / 16 mm (1/2 / 3 / 5/8") Wood (Self-Feed Bit): 92 mm (3-5/8")
Chuck Capacity	1.5 - 13 mm (1/16 - 1/2")
Impacts Per Minute (IPM)	High / Low: 0 - 30,000 / 0 - 6,000
No Load Speed (RPM)	High / Low: 0 - 2,000 / 0 - 400
Max Lock Torque	84 N-m (750 in.lbs.)
Dimensions (L x W x H)	225 x 79 x 259 mm (8-7/8 x 3-1/8 x 10-1/4")
Net weight	2.2 - 2.6 kg (4.9 - 5.7 lbs.)

**LXT XPT**



Charger, Battery, (+)(-) Bit, Side Grip, Depth Rod

**DDF451**

Cordless Driver Drill

18V

18V LXT Li-Ion Cordless 13 mm (1/2") 3-Speed 63 N-m (560 in.lbs.) Driver Drill



Capacity	Steel: 13 mm (1/2") Wood (Self-Feed Bit): 92 mm (3-5/8") Wood: 65 mm (2-9/16")
Chuck Capacity	1.5 - 13 mm (1/16 - 1/2")
No Load Speed (RPM)	3rd: 0 - 1,700 2nd: 0 - 600 1st: 0 - 300
Max Lock Torque	63 N-m (560 in.lbs.)
Dimensions (L x W x H)	238 x 78 x 257 mm (9-3/8 x 3-1/16 x 10-1/8")
Net weight	2.3 - 2.6 kg (5 - 5.7 lbs.)

**LXT**



Charger, Battery, (+)(-) Bit, Side Grip

**DHP451**

Cordless Hammer Driver Drill

18V

18V LXT Li-Ion Cordless 13 mm (1/2") 3-Speed 63 N-m (560 in.lbs.) Hammer Driver Drill



Capacity	Steel / Wood / Masonry : 13 / 65 / 16 mm (1/2 / 2-9/16 / 5/8")
Chuck Capacity	1.5 - 13 mm (1/16 - 1/2")
Impacts Per Minute (IPM)	3rd: 0 - 25,500 2nd: 0 - 9,000 1st: 0 - 4,500
No Load Speed (RPM)	3rd: 0 - 1,700 2nd: 0 - 600 1st: 0 - 300
Max Lock Torque	63 N-m (560 in.lbs.)
Dimensions (L x W x H)	250 x 78 x 257 mm (9-7/8 x 3-1/16 x 10-1/8")
Net weight	2.5 - 2.9 kg (5.6 - 6.3 lbs.)

**LXT**



Charger, Battery, (+)(-) Bit, Side Grip, Depth Rod

# Screwing/Drilling

## DDF482 Cordless Driver Drill 18V

18V LXT Li-Ion Cordless 13 mm (1/2") 54 N-m (480 in.lbs.) Driver Drill



Capacity	Steel: 13 mm (1/2") Wood (Self-Feed Bit): 60 mm (2-3/8") Wood: 38 mm (1-1/2")
Chuck Capacity	1.5 - 13 mm (1/16 - 1/2")
No Load Speed (RPM)	High / Low: 0 - 1,900 / 0 - 600
Max Fastening Torque	Hard / Soft: 62 / 36 N-m (550 / 320 in.lbs.)
Max Lock Torque	54 N-m (480 in.lbs.)
Dimensions (L x W x H)	185 x 79 x 249 mm (7-1/4 x 3-1/8 x 9-3/4")
Net weight	1.5 - 1.8 kg (3.2 - 4 lbs.)

**LXT XPT**



Belt Clip, (+)(-) Bit, Battery, Charger

## DHP482 Cordless Hammer Driver Drill 18V

18V LXT Li-Ion Cordless 13 mm (1/2") 54 N-m (480 in.lbs.) Hammer Driver Drill



Capacity	Steel / Wood / Masonry : 13 / 38 / 13 mm (1/2 / 1-1/2 / 1/2") Wood (Self-Feed Bit): 60 mm (2-3/8")
Chuck Capacity	1.5 - 13 mm (1/16 - 1/2")
Impacts Per Minute (IPM)	High / Low: 0 - 28,500 / 0 - 9,000
No Load Speed (RPM)	High / Low: 0 - 1,900 / 0 - 600
Max Fastening Torque	Hard / Soft: 62 / 36 N-m (550 / 320 in.lbs.)
Max Lock Torque	54 N-m (480 in.lbs.)
Dimensions (L x W x H)	198 x 79 x 249 mm (7-3/4 x 3-1/8 x 9-3/4")
Net weight	1.5 - 1.8 kg (3.4 - 4.1 lbs.)

**LXT XPT**



Belt Clip, (+)(-) Bit, Battery, Charger

## DDF453 Cordless Driver Drill 18V

18V LXT Li-Ion Cordless 13 mm (1/2") 38 N-m (340 in.lbs.) Driver Drill



Capacity	Steel: 13 mm (1/2") Wood (Self-Feed Bit): 72 mm (2-13/16") Wood: 36 mm (1-7/16")
Chuck Capacity	1.5 - 13 mm (1/16 - 1/2")
No Load Speed (RPM)	High / Low: 0 - 1,300 / 0 - 400
Max Fastening Torque	38 N-m (340 in.lbs.)
Dimensions (L x W x H)	222 x 79 x 244 mm (8-3/4 x 3-1/8 x 9-5/8")
Net weight	1.7 - 2 kg (3.7 - 4.4 lbs.)

**LXT**



Charger, Battery, (+)(-) Bit

## DHP453 Cordless Hammer Driver Drill 18V

18V LXT Li-Ion Cordless 13 mm (1/2") 38 N-m (340 in.lbs.) Hammer Driver Drill



Capacity	Steel / Wood / Masonry : 13 / 36 / 13 mm (1/2 / 1-7/16 / 1/2") Wood (Self-Feed Bit): 72 mm (2-13/16")
Chuck Capacity	1.5 - 13 mm (1/16 - 1/2")
Impacts Per Minute (IPM)	High / Low: 0 - 19,500 / 0 - 6,000
No Load Speed (RPM)	High / Low: 0 - 1,300 / 0 - 400
Max Fastening Torque	38 N-m (340 in.lbs.)
Dimensions (L x W x H)	240 x 79 x 244 mm (9-7/16 x 3-1/8 x 9-5/8")
Net weight	1.7 - 2 kg (3.6 - 4.4 lbs.)

**LXT**



Charger, Battery, (+)(-) Bit

## DDF083 Cordless Driver Drill 18V

18V LXT BL Brushless Cordless 6.35 mm (1/4") Hex 40 N-m (350 in.lbs.) Driver Drill



Capacity	Steel: 13 mm (1/2") Wood (Self-Feed Bit): 72 mm (2-13/16") Wood: 36 mm (1-7/16")
Chuck Capacity	6.35 mm (1/4")
No Load Speed (RPM)	High / Low: 0 - 1,700 / 0 - 500
Max Fastening Torque	Hard / Soft: 40 / 23 N-m (350 / 210 in.lbs.)
Max Lock Torque	40 N-m (350 in.lbs.)
Dimensions (L x W x H)	124 x 79 x 247 mm (4-7/8 x 3-1/8 x 9-3/4")
Net weight	1.1 - 1.4 kg (2.4 - 3 lbs.)

**LXT BL XPT**



Belt Clip, Phillips Bit, Battery, Charger

## DF333D Cordless Driver Drill 12V max

12Vmax CXT Li-Ion Cordless 10 mm (3/8") 28 N-m (250 in.lbs.) Driver Drill



Capacity	Steel: 10 mm (3/8") Wood (Self-Feed Bit): 42 mm (1-5/8") Wood: 21 mm (13/16")
Chuck Capacity	0.8 - 10 mm (1/32 - 3/8")
No Load Speed (RPM)	High / Low: 0 - 1,700 / 0 - 450
Max Fastening Torque	Hard / Soft: 30 / 14 N-m (270 / 130 in.lbs.)
Max Lock Torque	28 N-m (250 in.lbs.)
Dimensions (L x W x H)	w/ BL1016/BL1021B : 179 x 66 x 212 mm (7 x 2-5/8 x 8-3/8")
Net weight	1.1 - 1.2 kg (2.4 - 2.7 lbs.)

**CXT**



Phillips Bit, Belt Clip, Battery, Charger

## DF033D Cordless Driver Drill 12V max

12Vmax CXT Li-Ion Cordless 6.35 mm (1/4") Hex 28 N-m (250 in.lbs.) Driver Drill



Capacity	Steel: 10 mm (3/8") Wood (Self-Feed Bit): 42 mm (1-5/8") Wood: 21 mm (13/16")
Chuck Capacity	6.35 mm (1/4")
Hex Shank	6.35 mm (1/4")
No Load Speed (RPM)	High / Low: 0 - 1,700 / 0 - 450
Max Fastening Torque	Hard / Soft: 30 / 14 N-m (270 / 130 in.lbs.)
Max Lock Torque	28 N-m (250 in.lbs.)
Dimensions (L x W x H)	w/ BL1016/BL1021B : 149 x 66 x 212 mm (5-7/8 x 2-5/8 x 8-3/8")
Net weight	0.9 - 1.1 kg (2.1 - 2.4 lbs.)

**CXT**



Phillips Bit, Belt Clip, Battery, Charger

## DF332D Cordless Driver Drill 12V max

12Vmax CXT BL Brushless Cordless 10 mm (3/8") 32 N-m (280 in.lbs.) Driver Drill



Capacity	Steel: 10 mm (3/8") Wood (Self-Feed Bit): 56 mm (2-3/16") Wood: 28 mm (1-1/8")
Chuck Capacity	0.8 - 10 mm (1/32 - 3/8")
No Load Speed (RPM)	High / Low: 0 - 1,500 / 0 - 450
Max Fastening Torque	Hard / Soft: 35 / 21 N-m (310 / 190 in.lbs.)
Max Lock Torque	32 N-m (280 in.lbs.)
Dimensions (L x W x H)	154 x 66 x 217 mm (6-1/16 x 2-5/8 x 8-1/2")
Net weight	1 - 1.2 kg (2.3 - 2.6 lbs.)

**CXT BL XPT**



Phillips Bit, Belt Clip, Battery, Charger

## Screwing/Drilling

## DF032D

Cordless Driver Drill

12V max

12Vmax CXT BL Brushless Cordless 6.35 mm (1/4") Hex 32 N-m (280 in.lbs.) Driver Drill



Capacity	Steel: 10 mm (3/8") Wood (Self-Feed Bit): 56 mm (2-3/16") Wood: 28 mm (1-1/8")
Chuck Capacity	6.35 mm (1/4")
No Load Speed (RPM)	High / Low: 0 - 1,500 / 0 - 450
Max Fastening Torque	Hard / Soft: 35 / 21 N-m (310 / 190 in.lbs.)
Max Lock Torque	32 N-m (280 in.lbs.)
Dimensions (L x W x H)	124 x 66 x 217 mm (4-7/8 x 2-5/8 x 8-1/2")
Net weight	0.88 - 1 kg (1.9 - 2.3 lbs.)

CXT BL XPT



Phillips Bit, Belt Clip, Battery, Charger

## HP333D

Cordless Hammer Driver Drill

12V max

12Vmax CXT Li-Ion Cordless 10 mm (3/8") 28 N-m (250 in.lbs.) Hammer Driver Drill



Capacity	Steel / Wood / Masonry : 10 / 21 / 8 mm (3/8 / 13/16 / 5/16") Wood (Self-Feed Bit): 42 mm (1-5/8")
Chuck Capacity	0.8 - 10 mm (1/32 - 3/8")
Impacts Per Minute (IPM)	High / Low: 0 - 25,500 / 0 - 6,750
No Load Speed (RPM)	High / Low: 0 - 1,700 / 0 - 450
Max Fastening Torque	Hard / Soft: 30 / 14 N-m (270 / 130 in.lbs.)
Max Lock Torque	28 N-m (250 in.lbs.)
Dimensions (L x W x H)	w/ BL1016/BL1021B : 193 x 66 x 212 mm (7-5/8 x 2-5/8 x 8-3/8")
Net weight	1.1 - 1.3 kg (2.4 - 2.9 lbs.)

CXT



Phillips Bit, Belt Clip, Battery, Charger

## HP332D

Cordless Hammer Driver Drill

12V max

12V max CXT BL Brushless Cordless 10 mm (3/8") 32 N-m (280 in.lbs.) Hammer Driver Drill



Capacity	Steel / Wood / Masonry : 10 / 28 / 8 mm (3/8 / 1-1/8 / 5/16") Wood (Self-Feed Bit): 56 mm (2-3/16")
Chuck Capacity	0.8 - 10 mm (1/32 - 3/8")
Impacts Per Minute (IPM)	High / Low: 0 - 22,500 / 0 - 6,750
No Load Speed (RPM)	High / Low: 0 - 1,500 / 0 - 450
Max Fastening Torque	Hard / Soft: 35 / 21 N-m (310 / 190 in.lbs.)
Max Lock Torque	32 N-m (280 in.lbs.)
Dimensions (L x W x H)	168 x 66 x 217 mm (6-5/8 x 2-5/8 x 8-1/2")
Net weight	1.1 - 1.3 kg (2.4 - 2.9 lbs.)

CXT BL XPT



Phillips Bit, Belt Clip, Battery, Charger

## DF030D

Cordless Driver Drill

10.8V

10.8V (12V max) Li-Ion Cordless 6.35 mm (1/4") Hex 22 N-m (200 in.lbs.) Driver Drill



Capacity	Steel: 10 mm (3/8") Wood (Self-Feed Bit): 42 mm (1-5/8") Wood: 21 mm (13/16")
Chuck Capacity	6.35 mm (1/4")
No Load Speed (RPM)	High / Low: 0 - 1,300 / 0 - 350
Max Lock Torque	22 N-m (200 in.lbs.)
Dimensions (L x W x H)	157 x 53 x 183 mm (6-3/16 x 2-1/16 x 7-1/4")
Net weight	0.89 kg (2 lbs.)



Charger, Battery, Phillips Bit, Holster

## DF330D

Cordless Driver Drill

10.8V

10.8V (12V max) Li-Ion Cordless 10 mm (3/8") 22 N-m (200 in.lbs.) Driver Drill



Capacity	Steel: 10 mm (3/8") Wood (Self-Feed Bit): 42 mm (1-5/8") Wood: 21 mm (13/16")
Chuck Capacity	0.8 - 10 mm (1/32 - 3/8")
No Load Speed (RPM)	High / Low: 0 - 1,300 / 0 - 350
Max Lock Torque	22 N-m (200 in.lbs.)
Dimensions (L x W x H)	189 x 53 x 183 mm (7-7/16 x 2-1/16 x 7-1/4")
Net weight	1 kg (2.2 lbs.)



Charger, Battery, Phillips Bit, Holster

## HP330D

Cordless Hammer Driver Drill

10.8V

10.8V (12V max) Li-Ion Cordless 10 mm (3/8") 22 N-m (200 in.lbs.) Hammer Driver Drill



Capacity	Steel / Wood / Masonry : 10 / 21 / 8 mm (3/8 / 13/16 / 5/16") Wood (Self-Feed Bit): 42 mm (1-5/8")
Chuck Capacity	0.8 - 10 mm (1/32 - 3/8")
Impacts Per Minute (IPM)	High / Low: 0 - 22,500 / 0 - 6,000
No Load Speed (RPM)	High / Low: 0 - 1,500 / 0 - 400
Max Lock Torque	22 N-m (200 in.lbs.)
Dimensions (L x W x H)	201 x 53 x 183 mm (7-7/8 x 2-1/16 x 7-1/4")
Net weight	1.1 kg (2.3 lbs.)



Charger, Battery, Phillips Bit, Holster

## DF012D

Cordless Driver Drill

7.2V

7.2V Li-Ion Cordless Two-Position 5 mm (3/16") 8 N-m (71 in.lbs.) Driver Drill



Capacity	Steel: 5 mm (3/16") Wood (Self-Feed Bit): 12 mm (15/32") Wood: 6 mm (1/4")
Chuck Capacity	6.35 mm (1/4")
No Load Speed (RPM)	High / Low: 650 / 200
Max Fastening Torque	Hard / Soft: 5.6 / 3.6 N-m (50 / 32 in.lbs.)
Max Lock Torque	8.0 N-m (71 in.lbs.)
Dimensions (L x W x H)	Pistol Style : 218 x 44 x 142 mm (8-5/8 x 1-3/4 x 5-5/8")
Dimensions (L x W)	Straight Style : 273 x 44 mm (10-3/4 x 1-3/4")
Net weight	0.53 kg (1.2 lbs.)



Phillips Bit, Battery, Charger

## DF001D

In-Line Cordless Screwdriver

3.6V

3.6V Li-Ion In-Line Cordless 6.0 N-m (53 in.lbs.) Screwdriver, Built-In Battery



Fastening Capacities	Wood Screw: Dia. 3.8 x 32 mm (1/8 x 1-1/4")
No Load Speed (RPM)	220
Max Fastening Torque	Hard / Soft: 4.0 / 3.0 N-m (35 / 27 in.lbs.)
Max Lock Torque	6.0 N-m (53 in.lbs.)
Charging Time (hours)	3 - 5
Dimensions (L x W x H)	Straight Style : 287 x 47 x 51 mm (11-1/4 x 1-7/8 x 2") Pistol Style : 205 x 47 x 51 mm (8-1/8 x 1-7/8 x 2")
Net weight	0.36 kg (0.79 lbs.)



Bit set (81 pcs), AC Adaptor, USB Cable

# Screwing/Drilling

## DF488D Cordless Driver Drill 18V

18V Li-Ion Cordless 13 mm (1/2") 38 N-m (340 in.lbs.) Driver Drill, G-Battery



Capacity	Steel / Wood: 13 / 36 mm (1/2 / 1-7/16")
Chuck Capacity	1.5 - 13 mm (1/16 - 1/2")
No Load Speed (RPM)	High / Low: 0 - 1,400 / 0 - 400
Max Fastening Torque	Hard / Soft: 42 / 24 N-m (370 / 210 in.lbs.)
Max Lock Torque	38 N-m (340 in.lbs.)
Dimensions (L x W x H)	w/ BL1815G: 221 x 83 x 240 mm (8-3/4 x 3-1/4 x 9-1/2")
Net weight	1.7 kg (3.7 lbs.)



(+)(-) Bit, Battery, Charger

## HP488D Cordless Hammer Driver Drill 18V

18V Li-Ion Cordless 13 mm (1/2") 38 N-m (340 in.lbs.) Hammer Driver Drill, G-Battery



Capacity	Steel / Wood / Masonry : 13 / 36 / 13 mm (1/2 / 1-7/16 / 1/2")
Chuck Capacity	1.5 - 13 mm (1/16 - 1/2")
Impacts Per Minute (IPM)	High / Low: 0 - 21,000 / 0 - 6,000
No Load Speed (RPM)	High / Low: 0 - 1,400 / 0 - 400
Max Fastening Torque	Hard / Soft: 42 / 24 N-m (370 / 210 in.lbs.)
Max Lock Torque	38 N-m (340 in.lbs.)
Dimensions (L x W x H)	w/ BL1815G: 239 x 83 x 240 mm (9-3/8 x 3-1/4 x 9-1/2")
Net weight	1.8 kg (4.0 lbs.)



(+)(-) Bit, Battery, Charger

## DF347D Cordless Driver Drill 14.4V

14.4V Li-Ion Cordless 10 mm (3/8") 23 N-m (200 in.lbs.) Driver Drill, G-Battery



Capacity	Steel: 10 mm (3/8") Wood (Self-Feed Bit): 50 mm (2") Wood: 25 mm (1")
Chuck Capacity	0.8 - 10 mm (1/32 - 3/8")
No Load Speed (RPM)	High / Low: 0 - 1,400 / 0 - 400
Max Lock Torque	23 N-m (200 in.lbs.)
Dimensions (L x W x H)	198 x 83 x 235 mm (7-3/4 x 3-1/4 x 9-1/4")
Net weight	1.4 kg (3.2 lbs.)



Charger, Battery, (+)(-) Bit

## HP347D Cordless Hammer Driver Drill 14.4V

14.4V Li-Ion Cordless 10 mm (3/8") 23 N-m (200 in.lbs.) Hammer Driver Drill, G-Battery



Capacity	Steel / Wood / Masonry : 10 / 25 / 10 mm (3/8" / 1" / 3/8") Wood (Self-Feed Bit): 50 mm (2")
Chuck Capacity	0.8 - 10 mm (1/32 - 3/8")
Impacts Per Minute (IPM)	High / Low: 0 - 21,000 / 0 - 6,000
No Load Speed (RPM)	High / Low: 0 - 1,400 / 0 - 400
Max Lock Torque	23 N-m (200 in.lbs.)
Dimensions (L x W x H)	216 x 83 x 235 mm (8-1/2 x 3-1/4 x 9-1/4")
Net weight	1.4 kg (3.1 lbs.)



Charger, Battery, (+)(-) Bit

## DF0300 Driver Drill

10 mm (3/8") 320 W Driver Drill with Keyless Chuck



Continuous rating Input	320W
Capacity	Steel: 10 mm (3/8") Wood: 28 mm (1-1/8")
Chuck Capacity	1.0 - 10 mm (1/32 - 3/8")
No Load Speed (RPM)	High: 0 - 1,500 Low: 0 - 450
Max Fastening Torque	Hard / Soft: 56.0 / 21.0 N-m (500 / 190 in.lbs.)
Max Lock Torque	42.0 N-m (370 in.lbs.)
Dimensions (L x W x H)	220 x 67 x 206 mm (8-5/8 x 2-5/8 x 8-1/8")
Net weight	1.2 kg (2.7 lbs.)
Power supply cord	2.5 m (8.2 ft)



Bit

## HP0300 Hammer Driver Drill

10 mm (3/8") 320 W Hammer Driver Drill with Keyless Chuck



Continuous rating Input	320W
Capacity	Concrete: 8 mm (5/16") Steel: 10 mm (3/8") Wood: 28 mm (1-1/8")
Chuck Capacity	1.0 - 10 mm (1/32 - 3/8")
Blows Per Minute (BPM)	High: 0 - 22,500 Low: 0 - 6,750
No Load Speed (RPM)	High: 0 - 1,500 Low: 0 - 450
Max Fastening Torque	Hard / Soft: 56.0 / 21.0 N-m (500 / 190 in.lbs.)
Max Lock Torque	42.0 N-m (370 in.lbs.)
Dimensions (L x W x H)	235 x 67 x 206 mm (9-1/4 x 2-5/8 x 8-1/8")
Net weight	1.3 kg (2.8 lbs.)
Power supply cord	2.5 m (8.2 ft)



Bit

## TD001G Cordless Impact Driver 40V max

40Vmax XGT BL Brushless Cordless Wood/Bolt/T-Mode 220 N-m Impact Driver



Capacity	Machine Screw: M4 - M8 (5/32 - 5/16") Standard Bolt: M5 - M16 (3/16 - 5/8") High Strength Bolt: M5 - M14 (3/16 - 9/16") Coarse thread (in length): 22 - 125 mm (7/8 - 4-7/8")
Hex Shank	6.35 mm (1/4")
No Load Speed (RPM)	Max / Hard / Mid / Soft / Wood / Bolt (1) / Bolt (2) / Bolt (3) / T (1) / T (2) mode : 0 - 3,700 / 3,200 / 2,100 / 1,100 / 1,800 / 2,500 / 3,700 / 3,700 / 2,400 / 3,700
Impacts Per Minute (IPM)	Max / Hard / Mid / Soft / Wood / Bolt (1) / Bolt (2) / Bolt (3) / T (2) mode : 0 - 4,400 / 3,600 / 2,600 / 1,100 / 4,400 / N/A / 4,400 / 4,400 / 2,600
Max Fastening Torque	220 N-m (1,950 in.lbs.)
Fastening Torque	Hard / Mid / Soft: 170 / 50 / 20 N-m (1,510 / 440 / 180 in.lbs.)
Dimensions (L x W x H)	w/ BL4020 / BL4025: 120 x 86 x 245 mm (4-3/4 x 3-3/8 x 9-5/8") w/ BL4040: 120 x 86 x 250 mm (4-3/4 x 3-3/8 x 9-7/8")
Net weight	1.7 - 2.0 kg (3.7 - 4.4 lbs.)



Phillips Bit, Belt Clip, Hand Strap, Battery, Charger

## DTD172 Cordless Impact Driver 18V

18V LXT BL Brushless Cordless Wood/Bolt/T-Mode 180 N-m Impact Driver



Capacity	Machine Screw: M4 - M8 (5/32 - 5/16") Standard Bolt: M5 - M16 (3/16 - 5/8") High Strength Bolt: M5 - M14 (3/16 - 9/16") Coarse thread (in length): 22 - 125 mm (7/8 - 4-7/8")
Hex Shank	6.35 mm (1/4")
No Load Speed (RPM)	Max / Hard / Mid / Soft / Wood / Bolt (1) / T (2) mode : 0 - 3,600 / 3,200 / 2,100 / 1,100 / 1,800 / 3,600 / 2,900 / 3,600
Impacts Per Minute (IPM)	Max / Hard / Mid / Soft / Wood / Bolt / T (2) mode : 0 - 3,800 / 3,600 / 2,600 / 1,100 / 3,800 / 3,800 / 2,600
Max Fastening Torque	180 N-m (1,590 in.lbs.)
Fastening Torque	Hard / Mid / Soft: 170 / 50 / 20 N-m (1,510 / 440 / 180 in.lbs.)
Dimensions (L x W x H)	w/ BL1830B / BL1840B / BL1850B / BL1860B : 114 x 81 x 236 mm (4-1/2 x 3-3/16 x 9-1/4")
Net weight	1.2 - 1.5 kg (2.6 - 3.3 lbs.)



Phillips Bit, Belt Clip, Battery, Charger

## Screwing/Drilling

DTD154

Cordless Impact Driver

18V

18V LXT BL Brushless Cordless T-Mode 3-Speed 175 N-m (1,550 in.lbs.) Impact Driver



Capacity	Machine Screw: M4 - M8 (5/32 - 5/16") Standard Bolt: M5 - M16 (3/16 - 5/8") High Strength Bolt: M5 - M14 (3/16 - 9/16") Coarse thread (in length) : 22 - 125 mm (7/8 - 4-7/8")
Hex Shank	6.35 mm (1/4")
No Load Speed (RPM)	0 - 3,600 / 0 - 2,100 / 0 - 1,100
Impacts Per Minute (IPM)	0 - 3,800 / 0 - 2,600 / 0 - 1,100
Max Fastening Torque	175 N-m (1,550 in.lbs.)
Dimensions (L x W x H)	117 x 79 x 236 mm (4-5/8 x 3-1/8 x 9-1/4")
Net weight	1.3 - 1.6 kg (2.7 - 3.4 lbs.)

LXT BL XPT



Belt Clip, Battery, Charger

DTD153

Cordless Impact Driver

18V

18V LXT BL Brushless Cordless 170 N-m (1,500 in.lbs.) Impact Driver



Capacity	Machine Screw: M4 - M8 (5/32 - 5/16") Standard Bolt: M5 - M16 (3/16 - 5/8") High Strength Bolt: M5 - M14 (3/16 - 9/16") Coarse thread (in length) : 22 - 125 mm (7/8 - 4-7/8")
Hex Shank	6.35 mm (1/4")
No Load Speed (RPM)	0 - 3,400
Impacts Per Minute (IPM)	0 - 3,600
Max Fastening Torque	170 N-m (1,500 in.lbs.)
Dimensions (L x W x H)	126 x 79 x 238 mm (5 x 3-1/8 x 9-3/8")
Net weight	1.3 - 1.6 kg (2.8 - 3.5 lbs.)

LXT BL XPT



Belt Clip, Battery, Charger

DTD157

Cordless Impact Driver

18V

18V LXT BL Brushless Cordless A-Mode (Assist Mode) 140 N-m (1,240 in.lbs.) Impact Driver



Capacity	Machine Screw: M4 - M8 mm (5/32 - 5/16") Standard Bolt: M5 - M14 (3/16 - 9/16") High Strength Bolt: M5 - M12 (3/16 - 1/2") Coarse thread (in length) : 22 - 90 mm (7/8 - 3-1/2")
Hex Shank	6.35 mm (1/4")
Max Fastening Torque	140 N-m (1,240 in.lbs.)
Dimensions (L x W x H)	w/ BL1830B / BL1840B / BL1850B / BL1860B : 133 x 81 x 232 mm (5-1/4 x 3-1/8 x 9-1/8")
Net weight	1.2 - 1.5 kg (2.6 - 3.3 lbs.)

LXT BL XPT



Belt Clip, Battery, Charger

DTD152

Cordless Impact Driver

18V

18V LXT Li-Ion Cordless 165 N-m (1,460 in.lbs.) Impact Driver



Capacity	Machine Screw: M4 - M8 (5/32 - 5/16") Standard Bolt: M5 - M16 (3/16 - 5/8") High Strength Bolt: M5 - M12 (3/16 - 1/2") Coarse thread (in length) : 22 - 125 mm (7/8 - 4-7/8")
Hex Shank	6.35 mm (1/4")
No Load Speed (RPM)	0 - 2,900
Impacts Per Minute (IPM)	0 - 3,500
Max Fastening Torque	165 N-m (1,460 in.lbs.)
Dimensions (L x W x H)	137 x 79 x 238 mm (5-3/8 x 3-1/8 x 9-3/8")
Net weight	1.3 - 1.6 kg (2.8 - 3.5 lbs.)

LXT XPT



Belt Clip, Battery, Charger

DTD156

Cordless Impact Driver

18V

18V LXT Li-Ion Cordless 155 N-m (1,370 in.lbs.) Impact Driver



Capacity	Machine Screw: M4 - M8 (5/32 - 5/16") Standard Bolt: M5 - M14 (3/16 - 9/16") High Strength Bolt: M5 - M12 (3/16 - 1/2") Coarse thread (in length) : 22 - 125 mm (7/8 - 4-7/8")
Hex Shank	6.35 mm (1/4")
Max Fastening Torque	155 N-m (1,370 in.lbs.)
Dimensions (L x W x H)	w/ BL1830B / BL1840B / BL1850B / BL1860B : 143 x 79 x 241 mm (5-5/8 x 3-1/8 x 9-1/2")
Net weight	1.3 - 1.6 kg (2.9 - 3.6 lbs.)

LXT



Belt Clip, Battery, Charger

TD111D

Cordless Impact Driver

12V max

12V max CXT BL Brushless Cordless A-Mode (Assist Mode) 135 N-m (1,200 in.lbs.) Impact Driver



Capacity	Machine Screw: M4 - M8 mm (5/32 - 5/16") Standard Bolt: M5 - M14 (3/16 - 9/16") High Strength Bolt: M5 - M12 (3/16 - 1/2") Coarse thread (in length) : 22 - 90 mm (7/8 - 3-1/2")
Hex Shank	6.35 mm (1/4")
No Load Speed (RPM)	0 - 3,000 / 0 - 1,300
Impacts Per Minute (IPM)	0 - 3,900 / 0 - 1,600
Max Fastening Torque	135 N-m (1,200 in.lbs.)
Dimensions (L x W x H)	135 x 66 x 210 mm (5-5/16 x 2-5/8 x 8-1/4")
Net weight	0.97 - 1.1 kg (2.1 - 2.5 lbs.)

CXT BL XPT



Phillips Bit, Belt Clip, Battery, Charger

TD110D

Cordless Impact Driver

12V max

12V max CXT Li-Ion Cordless 110 N-m (970 in.lbs.) Impact Driver



Capacity	Machine Screw: M4 - M8 mm (5/32 - 5/16") Standard Bolt: M5 - M12 (3/16 - 1/2") High Strength Bolt: M5 - M10 (3/16 - 3/8") Coarse thread (in length) : 22 - 90 mm (7/8 - 3-1/2")
Hex Shank	6.35 mm (1/4")
No Load Speed (RPM)	0 - 2,600
Impacts Per Minute (IPM)	0 - 3,500
Max Fastening Torque	110 N-m (970 in.lbs.)
Dimensions (L x W x H)	153 x 66 x 204 mm (6 x 2-5/8 x 8-1/8")
Net weight	1 - 1.2 kg (2.3 - 2.6 lbs.)

CXT



Battery, Charger, Belt Clip, Phillips Bit

TD090D

Cordless Impact Driver

10.8V

10.8V (12V max) Li-Ion Cordless 90 N-m (800 in.lbs.) Impact Driver



Capacity	Machine Screw: M4 - M8 mm (5/32 - 5/16") Standard Bolt: M5 - M12 (3/16 - 1/2") High Strength Bolt: M5 - M10 (3/16 - 3/8") Coarse thread (in length) : 22 - 90 mm (7/8 - 3-1/2")
No Load Speed (RPM)	0 - 2,400
Impacts Per Minute (IPM)	0 - 3,000
Max Fastening Torque	90 N-m (800 in.lbs.)
Dimensions (L x W x H)	155 x 54 x 178 mm (6-1/8 x 2-1/8 x 7")
Net weight	0.92 kg (2 lbs.)



Charger, Battery, Holster

# Screwing/Drilling

## TD022D Cordless Impact Driver 7.2V

7.2V Li-Ion Cordless Two-Position 25 N·m (220 in.lbs.) Impact Driver



Capacity	Machine Screw: M3 - M8 (1/8 - 5/16") Standard Bolt: M3 - M8 (1/8 - 5/16") High Strength Bolt: M3 - M6 (1/8 - 1/4") Coarse thread (in length): 22 - 45 mm (7/8 - 1-3/4")
Hex Shank	6.35 mm (1/4")
No Load Speed (RPM)	25 N·m (220 in.lbs.)
Impacts Per Minute (IPM)	0 - 2,450
Max Fastening Torque	0 - 3,000
Dimensions (L x W x H)	Straight Style: 282 x 42 x 52 mm (11-1/8 x 1-5/8 x 2-1/16") Pistol Style: 227 x 42 x 142 mm (8-15/16 x 1-5/8 x 5-5/8")
Net weight	0.55 - 0.56 kg (1.2 lbs.)



Holster, Bit set, Battery, Charger

## TD127D Cordless Impact Driver 18V

18V Li-Ion Cordless 140 N·m (1,240 in.lbs.) Impact Driver, G-Battery



Capacity	Machine Screw: M4 - M8 (5/32 - 5/16") Standard Bolt: M5 - M14 (3/16 - 9/16") High Strength Bolt: M5 - M12 (3/16 - 1/2") Coarse thread (in length): 22 - 125 mm (7/8 - 4-7/8")
No Load Speed (RPM)	0 - 2,300
Impacts Per Minute (IPM)	0 - 3,000
Max Fastening Torque	140 N·m (1,240 in.lbs.)
Dimensions (L x W x H)	173 x 82 x 225 mm (6-13/16 x 3-1/4 x 8-7/8")
Net weight	1.5 kg (3.2 lbs.)



Charger, Battery

## TD126D Cordless Impact Driver 14.4V

14.4V Li-Ion Cordless 135 N·m (1,200 in.lbs.) Impact Driver, G-Battery



Capacity	Machine Screw: M4 - M8 (5/32 - 5/16") Standard Bolt: M5 - M14 (3/16 - 9/16") High Strength Bolt: M5 - M12 (3/16 - 1/2") Coarse thread (in length): 22 - 125 mm (7/8 - 4-7/8")
No Load Speed (RPM)	0 - 2,400
Impacts Per Minute (IPM)	0 - 3,000
Max Fastening Torque	135 N·m (1,200 in.lbs.)
Dimensions (L x W x H)	173 x 82 x 225 mm (6-13/16 x 3-1/4 x 8-7/8")
Net weight	1.4 kg (3.1 lbs.)



Charger, Battery

## 6952 Impact Driver

120 N·m (88.5 ft.lbs.) Impact Driver



Continuous rating Input	270W
Capacity	Machine Screw: M4 - M10 (5/32 - 9/16") Standard Bolt: M5 - M14 (3/16 - 9/16") High Strength Bolt: M6 - M10 (7/32 - 3/8")
Driving Shank (Hex)	6.35 mm (1/4")
No Load Speed (RPM)	0 - 3,200
Impacts Per Minute (IPM)	0 - 3,100
Max Fastening Torque	120 N·m (88.5 ft.lbs.)
Overall Length	229 mm (9")
Net weight	1.4 kg (3.1 lbs.)
Power supply cord	2.5 m (8.2 ft.)



Phillips Bit

## TD0100 Impact Driver

100 N·m (74 ft.lbs.) Impact Driver



Continuous rating Input	230W
Capacity	Machine Screw: M4 - M8 (5/32 - 5/16") Standard Bolt: M5 - M14 (3/16 - 9/16") High Strength Bolt: M5 - M10 (3/16 - 3/8") Coarse thread (in length): 22 - 90 mm (7/8 - 3-1/2")
Driving Shank (Hex)	6.35 mm (1/4")
No Load Speed (RPM)	0 - 3,600
Impacts Per Minute (IPM)	0 - 3,200
Max Fastening Torque	100 N·m (74 ft.lbs.)
Dimensions (L x W x H)	218 x 60 x 180 mm (8-5/8 x 2-3/8 x 7-1/8")
Net weight	0.96 kg (2.1 lbs.)
Power supply cord	2.5 m (8.2 ft.)



Phillips Bit

## TD0101F Impact Driver

100 N·m (74 ft.lbs.) Impact Driver with LED Light



Continuous rating Input	230W
Capacity	Machine Screw: M4 - M8 (5/32 - 5/16") Standard Bolt: M5 - M14 (3/16 - 9/16") High Strength Bolt: M5 - M10 (3/16 - 3/8") Coarse thread (in length): 22 - 90 mm (7/8 - 3-1/2")
Driving Shank (Hex)	6.35 mm (1/4")
No Load Speed (RPM)	0 - 3,600
Impacts Per Minute (IPM)	0 - 3,200
Max Fastening Torque	100 N·m (74 ft.lbs.)
Dimensions (L x W x H)	184 x 67 x 192 mm (7-1/4 x 2-5/8 x 7-9/16")
Net weight	0.99 kg (2.2 lbs.)
Power supply cord	2.5 m (8.2 ft.)



Phillips Bit

## TD0101 Impact Driver

100 N·m (74 ft.lbs.) Impact Driver



Continuous rating Input	230W
Capacity	Machine Screw: M4 - M8 (5/32 - 5/16") Standard Bolt: M5 - M14 (3/16 - 9/16") High Strength Bolt: M5 - M10 (3/16 - 3/8") Coarse thread (in length): 22 - 90 mm (7/8 - 3-1/2")
Driving Shank (Hex)	6.35 mm (1/4")
No Load Speed (RPM)	0 - 3,600
Impacts Per Minute (IPM)	0 - 3,200
Max Fastening Torque	100 N·m (74 ft.lbs.)
Dimensions (L x W x H)	184 x 67 x 192 mm (7-1/4 x 2-5/8 x 7-9/16")
Net weight	0.99 kg (2.2 lbs.)
Power supply cord	2.5 m (8.2 ft.)



Phillips Bit

## DTL061 Cordless Angle Impact Driver 18V

18V LXT Li-Ion Cordless 60 N·m (530 in.lbs.) Angle Impact Driver



Capacity	Machine Screw: M4 - M8 (5/32 - 5/16") Standard Bolt: M4 - M12 (5/32 - 1/2") High Strength Bolt: M4 - M8 (5/32 - 5/16") Coarse thread (in length): 22 - 75 mm (7/8 - 2-31/32")
Hex Shank	6.35 mm (1/4")
No Load Speed (RPM)	0 - 2,000
Impacts Per Minute (IPM)	0 - 3,000
Max Fastening Torque	60 N·m (530 in.lbs.)
Dimensions (L x W x H)	387 x 78 x 116 mm (15-1/4 x 3-1/16 x 4-9/16")
Net weight	1.4 - 2 kg (3.1 - 4.3 lbs.)



Charger, Battery, Phillips Bit

# Screwing/Drilling

## TL064D Cordless Angle Impact Driver 12V max

12V max CXT Li-Ion Cordless 60 N-m (530 in.lbs.) Angle Impact Driver



Capacity	Machine Screw: M4 - M8 (5/32 - 5/16") Standard Bolt: M4 - M12 (5/32 - 1/2") High Strength Bolt: M4 - M8 (5/32 - 5/16") Coarse thread (in length) : 22 - 75 mm (7/8 - 2-31/32")
Hex Shank	6.35 mm (1/4")
No Load Speed (RPM)	0 - 2,000
Impacts Per Minute (IPM)	0 - 3,000
Max Fastening Torque	60 N-m (530 in.lbs.)
Dimensions (L x W x H)	361 x 66 x 86 mm (14-1/4 x 2-5/8 x 3-3/8")
Net weight	1.2 - 1.6 kg (2.7 - 3.6 lbs.)



Phillips Bit, Belt Clip, Battery, Charger

## DTP141 Cordless 4 Mode Impact Driver 18V

18V LXT BL Brushless Cordless 4 Mode 150 N-m (1,330 in.lbs.) Impact Driver



Capacity	Steel: 10 mm (3/8") Wood: 21 mm (13/16") Masonry: 8 mm (5/16")
Impacts Per Minute (IPM)	Impact-driver mode (Hard / Mid / Soft) : 0 - 3,200/0 - 2,400/0 - 1,200
No Load Speed (RPM)	Impact-driver mode (Hard / Mid / Soft) : 0 - 2,700 / 0 - 2,200 / 0 - 1,300
Max Fastening Torque	Impact-driver mode: 150 N-m (1,330 in.lbs.) Drill mode (Hard / Soft): 22 / 13 N-m
Dimensions (L x W x H)	171 x 79 x 250 mm (6-3/4 x 3-1/8 x 9-7/8")
Net weight	1.5 - 1.9 kg (3.4 - 4.1 lbs.)



Charger, Battery

## DTS141 Cordless Oil-Pulse Driver 18V

18V LXT BL Brushless Cordless Oil-Pulse Driver



Capacity	Machine Screw: M4 - M8 (5/32 - 5/16") Standard Bolt: M5 - M8 (3/16 - 5/16") High Strength Bolt: M5 - M6 (3/16 - 1/4") Coarse thread (in length) : 22 - 125 mm (7/8 - 4-7/8")
No Load Speed (RPM)	Hard: 0-3,200 Medium: 0-2,000 Soft: 0-1,200
Impacts Per Minute (IPM)	Hard: 0-2,700 Medium: 0 - 2,200 Soft: 0 - 1,400
Max Fastening Torque	40 N-m (355 in.lbs.)
Dimensions (L x W x H)	136 x 79 x 240 mm (5-3/8 x 3-1/8 x 9-1/2")
Net weight	1.3 - 1.6 kg (2.8 - 3.5 lbs.)



Charger, Battery

## DP2011 High Speed Drill

6.5 mm (1/4") 370 W High Speed Variable Speed Reversing Drill with Keyless Chuck



Continuous rating Input	370W
Capacity	Steel: 6.5 mm (1/4") Wood: 15 mm (9/16") Wood (Self-Feed Bit): 30 mm (1-3/16")
Chuck Capacity	0.8 - 6.5mm (1/32 - 1/4")
No Load Speed (RPM)	0 - 4,200
Dimensions (L x W x H)	222 x 64 x 175 mm (8-3/4 x 2-1/2 x 6-7/8")
Net weight	1.1 kg (2.4 lbs.)
Power supply cord	2.0 m (6.6 ft)



Depth Gauge (country-specific)

## DP2010 High Speed Drill

6.5 mm (1/4") 370 W High Speed Variable Speed Reversing Drill with Keyed Chuck



Continuous rating Input	370W
Capacity	Steel: 6.5 mm (1/4") Wood: 15 mm (9/16") Wood (Self-Feed Bit): 30 mm (1-3/16")
Chuck Capacity	0.5 - 6.5mm (1/64 - 1/4")
No Load Speed (RPM)	0 - 4,200
Dimensions (L x W x H)	209 x 64 x 175 mm (8-1/4 x 2-1/2 x 6-7/8")
Net weight	1 kg (2.2 lbs.)
Power supply cord	2.0 m (6.6 ft)



Depth Gauge (country-specific), Chuck Key

## DD2020 High Speed Drill

6.5 mm (1/4") 500 W High Speed D-Handle Drill with Keyed Chuck



Continuous rating Input	500W
Capacity	Wood: 12 mm (15/32") Wood (Self-Feed Bit): 24 mm (15/16")
Chuck Capacity	0.5 - 6.5mm (1/64 - 1/4")
No Load Speed (RPM)	10,000
Dimensions (L x W x H)	274 x 131 x 67 mm (10-3/4 x 5-1/8 x 2-5/8")
Capacity	Wood (Self-Feed Bit): 24 mm (15/16")
Net weight	1.3 kg (2.9 lbs.)
Power supply cord	2.5 m (8.2 ft)



Chuck Key, Wrench

## DP4011 2-Speed Drill

13 mm (1/2") 720 W Variable 2-Speed Reversing Drill with Keyless Chuck



Continuous rating Input	720W
Capacity	Steel: 13 mm (1/2") Steel Hi: 8 mm (5/16") Steel Lo: 13 mm (1/2") Wood Hi: 25 mm (1") Wood Lo: 40 mm (1-9/16") Wood (Self-Feed Bit): 90 mm (90°)
Chuck Capacity	1.5 - 13.0 mm (1/16 - 1/2")
No Load Speed (RPM)	High: 0 - 2,900 Low: 0 - 1,200
Dimensions (L x W x H)	347 x 70 x 220 mm (13-5/8 x 2-3/4 x 8-5/8")
Net weight	2.3 kg (5 lbs.)
Power supply cord	2.5 m (8.2 ft)



Depth Gauge, Side Grip

## DP4010 2-Speed Drill

13 mm (1/2") 720 W Variable 2-Speed Reversing Drill with Keyed Chuck



Continuous rating Input	720W
Capacity	Steel: 13 mm (1/2") Steel Hi: 8 mm (5/16") Steel Lo: 13 mm (1/2") Wood Hi: 25 mm (1") Wood Lo: 40 mm (1-9/16") Wood (Self-Feed Bit): 90 mm (3-1/2")
Chuck Capacity	1.5 - 13.0 mm (1/16 - 1/2")
No Load Speed (RPM)	High: 0 - 2,900 Low: 0 - 1,200
Dimensions (L x W x H)	347 x 70 x 220 mm (13-5/8 x 2-3/4 x 8-5/8")
Net weight	2.3 kg (5 lbs.)
Power supply cord	2.5 m (8.2 ft)



Depth Gauge, Side Grip, Chuck Key



# Screwing/Drilling

## DS5000

Drill

### 16 mm (5/8") 750 W Reversing D-Handle Drill with Keyed Chuck



Continuous rating Input	750W
Capacity	Steel: 16 mm (5/8") Wood: 36 mm (1-7/16")
Chuck Capacity	Wood (Self-Feed Bit): 127 mm (5")
No Load Speed (RPM)	3 - 16 mm (1/8 - 5/8")
Dimensions (L x W x H)	348 x 83 x 401 mm (13-3/4 x 3-1/4 x 15-3/4")
Net weight	3 kg (6.6 lbs.)
Power supply cord	2.5 m (8.2 ft)



Chuck Key, Top Grip

## 6016

Drill

### 16 mm (5/8") 480 W D-Handle Drill with Keyed Chuck



Continuous rating Input	480W
Capacity	Steel: 16 mm (5/8") Wood: 36 mm (1-3/8")
Chuck Capacity	Wood (Self-Feed Bit): 72 mm (2-13/16")
No Load Speed (RPM)	3.2 - 16 mm (1/8 - 5/8")
Overall Length	365 mm (14-3/8")
Net weight	4.4 kg (9.7 lbs.)
Power supply cord	2.5 m (8.2 ft)



Chuck Key, Depth Gauge, Top Grip

## 6305

Drill

### 13 mm (1/2") 850 W Drill with Keyed Chuck



Continuous rating Input	850W
Capacity	Steel: 13 mm (1/2") Wood: 30 mm (1-1/16")
Chuck Capacity	Wood (Self-Feed Bit): 60 mm (2-3/8")
No Load Speed (RPM)	2 - 13 mm (1/16 - 1/2")
Dimensions (L x W x H)	346 x 84 x 152 mm (13-5/8 x 3-5/16 x 6")
Net weight	2.8 kg (6.2 lbs.)
Power supply cord	2.5 m (8.2 ft)



Chuck Key, Depth Gauge, Side Grip

## DP4003

Drill

### 13 mm (1/2") 750 W Variable Speed Reversing Drill with Keyless Chuck



Continuous rating Input	750W
Capacity	Steel: 13 mm (1/2") Wood: 38 mm (1-1/2")
Chuck Capacity	Wood (Self-Feed Bit): 76 mm (3")
No Load Speed (RPM)	1.5 - 13 mm (1/16 - 1/2")
Overall Length	0 - 700
Net weight	308 mm (12-1/8")
Power supply cord	2.5 kg (5.4 lbs.)
	2.5 m (8.2 ft)



Side Grip

## DP4002

Drill

### 13 mm (1/2") 750 W Variable Speed Reversing Drill with Keyed Chuck



Continuous rating Input	750W
Capacity	Steel: 13 mm (1/2") Wood: 38 mm (1-1/2")
Chuck Capacity	Wood (Self-Feed Bit): 76 mm (3")
No Load Speed (RPM)	2 - 13 mm (1/16 - 1/2")
Overall Length	0 - 700
Net weight	304 mm (12")
Power supply cord	2.7 kg (5.8 lbs.)
	2.5 m (8.2 ft)



Chuck Key, Side Grip

## DP4001

Drill

### 13 mm (1/2") 750 W Variable Speed Reversing Drill with Keyless Chuck



Continuous rating Input	750W
Capacity	Steel: 13 mm (1/2") Wood: 38 mm (1-1/2")
Chuck Capacity	Wood (Self-Feed Bit): 76 mm (3")
No Load Speed (RPM)	1.5 - 13 mm (1/16 - 1/2")
Overall Length	0 - 950
Net weight	308 mm (12-1/8")
Power supply cord	2.4 kg (5.2 lbs.)
	2.5 m (8.2 ft)



Side Grip

## DP4000

Drill

### 13 mm (1/2") 750 W Variable Speed Reversing Drill with Keyed Chuck



Continuous rating Input	750W
Capacity	Steel: 13 mm (1/2") Wood: 38 mm (1-1/2")
Chuck Capacity	Wood (Self-Feed Bit): 76 mm (3")
No Load Speed (RPM)	2 - 13 mm (1/16 - 1/2")
Overall Length	0 - 950
Net weight	304 mm (12")
Power supply cord	2.5 kg (5.6 lbs.)
	2.5 m (8.2 ft)



Chuck Key, Side Grip

## DS4012

Drill

### 13 mm (1/2") 750 W Variable Speed Reversing D-Handle Drill with Keyed Chuck



Continuous rating Input	750W
Capacity	Steel: 13 mm (1/2") Wood: 36 mm (1-7/16")
Chuck Capacity	Wood (Self-Feed Bit): 127 mm (5")
No Load Speed (RPM)	2 - 13 mm (1/16 - 1/2")
Dimensions (L x W x H)	0 - 600
Net weight	340 x 83 x 390 mm (13-3/8 x 3-1/4 x 15-3/8")
Power supply cord	2.8 kg (6.2 lbs.)
	2.5 m (8.2 ft)



Chuck Key, Top Grip

## Screwing/Drilling

## DS4011

Drill

## 13 mm (1/2") 750 W Reversing D-Handle Drill with Keyed Chuck



Continuous rating Input	750W
Capacity	Steel: 13 mm (1/2") Wood: 36 mm (1-7/16")
Chuck Capacity	Wood (Self-Feed Bit): 127 mm (5")
No Load Speed (RPM)	2 - 13 mm (1/16 - 1/2")
Dimensions (L x W x H)	340 x 83 x 401 mm (13-3/8 x 3-1/4 x 15-3/4")
Net weight	2.8 kg (6.3 lbs.)
Power supply cord	2.5 m (8.2 ft)



Chuck Key, Top Grip

## DP3003

Drill

## 10 mm (3/8") 710 W Variable Speed Reversing Drill with Keyless Chuck



Continuous rating Input	710W
Capacity	Steel: 10 mm (3/8") Wood: 32 mm (1-1/4")
Chuck Capacity	Wood (Self-Feed Bit): 64 mm (2-1/2")
No Load Speed (RPM)	0.8 - 10 mm (1/32 - 3/8")
Overall Length	296 mm (11-5/8")
Net weight	2.2 kg (4.8 lbs.)
Power supply cord	2.5 m (8.2 ft)



Side Grip

## 6408

Drill

## 10 mm (3/8") 530 W Variable Speed Reversing Drill with Keyless Chuck



Continuous rating Input	530W
Capacity	Steel: 10 mm (3/8") Wood: 25 mm (1")
Chuck Capacity	Wood (Self-Feed Bit): 50 mm (2")
No Load Speed (RPM)	1.5 - 10 mm (1/16 - 3/8")
Overall Length	261 mm (10-1/4")
Net weight	1.5 kg (3.2 lbs.)
Power supply cord	2.5 m (8.2 ft)



## 6407

Drill

## 10 mm (3/8") 530 W Variable Speed Reversing Drill with Keyed Chuck



Continuous rating Input	530W
Capacity	Steel: 10 mm (3/8") Wood: 25 mm (1")
Chuck Capacity	Wood (Self-Feed Bit): 50 mm (2")
No Load Speed (RPM)	1.5 - 10 mm (1/16 - 3/8")
Overall Length	261 mm (10-1/4")
Net weight	1.4 kg (3.2 lbs.)
Power supply cord	2.5 m (8.2 ft)



Chuck Key

## 6413

Drill

## 10 mm (3/8") 450 W Variable Speed Reversing Drill with Keyless Chuck



Continuous rating Input	450W
Capacity	Steel: 10 mm (3/8") Wood: 25 mm (1")
Chuck Capacity	Wood (Self-Feed Bit): 50 mm (2")
No Load Speed (RPM)	1.5 - 10 mm (1/16 - 3/8")
Dimensions (L x W x H)	234 x 64 x 183 mm (9-1/4 x 2-1/2 x 7-1/4")
Net weight	1.3 kg (2.9 lbs.)
Power supply cord	2.0 m (6.6 ft)



## 6412

Drill

## 10 mm (3/8") 450 W Variable Speed Reversing Drill with Keyed Chuck



Continuous rating Input	450W
Capacity	Steel: 10 mm (3/8") Wood: 25 mm (1")
Chuck Capacity	Wood (Self-Feed Bit): 50 mm (2")
No Load Speed (RPM)	1.5 - 10 mm (1/16 - 3/8")
Dimensions (L x W x H)	228 x 64 x 183 mm (9 x 2-1/2 x 7-1/4")
Net weight	1.3 kg (2.9 lbs.)
Power supply cord	2.0 m (6.6 ft)



Chuck Key

## 6411

Drill

## 10 mm (3/8") 450 W Drill with Keyed Chuck



Continuous rating Input	450W
Capacity	Steel: 10 mm (3/8") Wood: 25 mm (1")
Chuck Capacity	Wood (Self-Feed Bit): 50 mm (2")
No Load Speed (RPM)	1.5 - 10 mm (1/16 - 3/8")
Dimensions (L x W x H)	228 x 64 x 183 mm (9 x 2-1/2 x 7-1/4")
Net weight	1.3 kg (2.8 lbs.)
Power supply cord	2.0 m (6.6 ft)



Chuck Key

# Screwing/Drilling

## DA001G Cordless Angle Drill 40V max

40Vmax XGT BL ADT Cordless 13 mm (1/2") Angle Drill with Keyed Chuck



Capacity	Steel: 13 mm (1/2") Wood (Self-Feed Bit) Hi: 65 mm (2-9/16") Wood (Self-Feed Bit) Lo: 118 mm (4-5/8") Wood (Hole Saw) Hi: 105 mm (4-1/8") Wood (Hole Saw) Lo: 159 mm (6-1/4") Wood (Auger-Bit): 50 mm (2")
Chuck Capacity	2 - 13 mm (1/16 - 1/2")
No Load Speed (RPM)	High / Low: 0 - 1,500 / 0 - 400
Max Fastening Torque	High: 55 N-m (487 in.lbs.) Low: 136 N-m (1,210 in.lbs.)
Dimensions (L x W x H)	w/ BL4020 / BL4025: 539 x 128 x 199 mm (21-1/4 x 5 x 7-7/8") w/ BL4040: 545 x 128 x 199 mm (21-1/2 x 5 x 7-7/8") w/ BL4050: 566 x 128 x 199 mm (22-1/4 x 5 x 7-7/8")
Net weight	5.3 - 6.2 kg (11.7 - 13.7 lbs.)



Chuck Key, Chuck Key Holder, Hex Wrench, Side Grip, Hook, Battery, Charger

## DA002G Cordless Angle Drill 40V max

40Vmax XGT BL ADT Cordless 13 mm (1/2") Angle Drill



Capacity	Steel: 13 mm (1/2") Wood (Self-Feed Bit) Hi: 65 mm (2-9/16") Wood (Self-Feed Bit) Lo: 118 mm (4-5/8") Wood (Hole Saw) Hi: 105 mm (4-1/8") Wood (Hole Saw) Lo: 159 mm (6-1/4") Wood (Auger-Bit): 50 mm (2")
Chuck Capacity	2 - 13 mm (1/16 - 1/2")
No Load Speed (RPM)	High / Low: 0 - 1,500 / 0 - 400
Max Fastening Torque	High: 55 N-m (487 in.lbs.) Low: 136 N-m (1,210 in.lbs.)
Dimensions (L x W x H)	w/ BL4020 / BL4025: 539 x 128 x 193 mm (21-1/4 x 5 x 7-5/8") w/ BL4040: 545 x 128 x 193 mm (21-1/2 x 5 x 7-5/8")
Net weight	4.9 - 5.8 kg (10.8 - 12.8 lbs.)



Hex Wrench, Side Grip, Hook, Battery, Charger

## DDA460 Cordless Angle Drill 18V x2

18V X2 (36V) LXT BL ADT Cordless 13 mm (1/2") Angle Drill with Keyed Chuck



Capacity	Steel: 13 mm (1/2") Wood (Self-Feed Bit) Hi: 65 mm (2-9/16") Wood (Self-Feed Bit) Lo: 118 mm (4-5/8") Wood (Self-Feed Bit): 118 mm (4-5/8") Wood (Hole Saw) Hi: 105 mm (4-1/8") Wood (Hole Saw) Lo: 159 mm (6-1/4") Wood (Auger-Bit): 50 mm (2")
Chuck Capacity	2 - 13 mm (5/64 - 1/2")
No Load Speed (RPM)	High / Low: 0 - 1,400 / 0 - 350
Max Fastening Torque	High: 48 N-m (430 in.lbs.) Low: 136 N-m (1,210 in.lbs.)
Dimensions (L x W x H)	538 x 128 x 223 mm (21-1/4 x 5 x 8-3/4")
Net weight	5.7 - 6.4 kg (12.6 - 14.0 lbs.)



Chuck Key, Hex Wrench, Side Grip, Battery, Charger

## DDA461 Cordless Angle Drill 18V x2

18V X2 (36V) LXT BL ADT Cordless 13 mm (1/2") Angle Drill



Capacity	Steel: 13 mm (1/2") Wood (Self-Feed Bit) Hi: 65 mm (2-9/16") Wood (Self-Feed Bit) Lo: 118 mm (4-5/8") Wood (Self-Feed Bit): 118 mm (4-5/8") Wood (Hole Saw) Hi: 105 mm (4-1/8") Wood (Hole Saw) Lo: 159 mm (6-1/4") Wood (Auger-Bit): 50 mm (2")
No Load Speed (RPM)	High / Low: 0 - 1,400 / 0 - 350
Max Fastening Torque	High: 48 N-m (430 in.lbs.) Low: 136 N-m (1,210 in.lbs.)
Dimensions (L x W x H)	538 x 128 x 223 mm (21-1/4 x 5 x 8-3/4")
Net weight	5.4 - 6.0 kg (11.9 - 13.2 lbs.)



Hex Wrench, Side Grip, Battery, Charger

## DDA450 Cordless Angle Drill 18V

18V LXT BL Cordless Angle Drill with Keyed Chuck



Capacity	Steel: 13 mm (1/2") Wood (Self-Feed Bit) Hi: 50 mm (2") Wood (Self-Feed Bit) Lo: 65 mm (2-9/16") Wood (Hole Saw) Hi: 101 mm (4") Wood (Hole Saw) Lo: 127 mm (5") Wood (Auger-Bit): 38 mm (1-1/2")
Chuck Capacity	2 - 13 mm (1/16 - 1/2")
No Load Speed (RPM)	High / Low: 0 - 1,400 / 0 - 450
Max Fastening Torque	High: 26 N-m (230 in.lbs.) Low: 70 N-m (620 in.lbs.)
Dimensions (L x W x H)	w/ BL1830B / BL1840B / BL1850B / BL1860B : 434 x 82 x 179 mm (17-1/8 x 3-1/4 x 7")
Net weight	3.2 - 3.5 kg (7.1 - 7.7 lbs.)



Chuck Key, Chuck Key Holder, Side Grip, Hook, + Screw, Battery, Charger

## DDA451 Cordless Angle Drill 18V

18V LXT BL Cordless Angle Drill



Capacity	Steel: 13 mm (1/2") Wood (Self-Feed Bit) Hi: 50 mm (2") Wood (Self-Feed Bit) Lo: 65 mm (2-9/16") Wood (Hole Saw) Hi: 101 mm (4") Wood (Hole Saw) Lo: 127 mm (5") Wood (Auger-Bit): 38 mm (1-1/2")
Hex Shank	11 mm (7/16")
No Load Speed (RPM)	High / Low: 0 - 1,400 / 0 - 450
Max Fastening Torque	High: 26 N-m (230 in.lbs.) Low: 70 N-m (620 in.lbs.)
Dimensions (L x W x H)	w/ BL1830B / BL1840B / BL1850B / BL1860B : 434 x 82 x 163 mm (17-1/8 x 3-1/4 x 6-3/8")
Net weight	2.8 - 3.3 kg (6.2 - 7.3 lbs.)



Side Grip, Hook, Battery, Charger

## DDA350 Cordless Angle Drill 18V

18V LXT Li-Ion Cordless 10 mm (3/8") Angle Drill, Keyed Chuck



Capacity	Steel: 10 mm (3/8") Wood: 25 mm (1") Wood (Self-Feed Bit): 50 mm (2")
Chuck Capacity	1.5 - 10 mm (1/16 - 3/8")
No Load Speed (RPM)	0 - 1,800
Dimensions (L x W x H)	314 x 79 x 115 mm (12-3/8 x 3-1/8 x 4-1/2")
Net weight	1.5 - 1.8 kg (4.1 - 3.4 lbs.)



Charger, Battery, Chuck Key, Side Grip

## DDA351 Cordless Angle Drill 18V

18V LXT Li-Ion Cordless 10 mm (3/8") Angle Drill, Keyless Chuck



Capacity	Steel: 10 mm (3/8") Wood: 25 mm (1") Wood (Self-Feed Bit): 50 mm (2")
Chuck Capacity	1.5 - 10 mm (1/16 - 3/8")
No Load Speed (RPM)	0 - 1,800
Dimensions (L x W x H)	326 x 79 x 115 mm (12-7/8 x 3-1/8 x 4-1/2")
Net weight	1.6 - 1.9 kg (4.2 - 3.5 lbs.)



Charger, Battery, Side Grip

# Screwing/Drilling

## DA332D Cordless Angle Drill 12V max CXT Li-Ion Cordless 10 mm (3/8") Angle Drill, Keyed Chuck



Capacity	Steel: 10 mm (3/8") Wood: 12 mm (1/2") Wood (Self-Feed Bit): 24 mm (15/16")
Chuck Capacity	1.5 - 10 mm (1/16 - 3/8")
No Load Speed (RPM)	0 - 1,100
Head Height	63 mm (2-1/2")
Center Height	23.5 mm (15/16")
Dimensions (L x W x H)	w/ BL1016/BL1021B: 313 x 68 x 86 mm (12-3/8 x 2-11/16 x 3-3/8")
Net weight	1.2 - 1.3 kg (2.6 - 2.9 lbs.)



Chuck Key, Chuck Key Holder, Bit, Belt Clip, Battery, Charger

## DA333D Cordless Angle Drill 12V max CXT Li-Ion Cordless 10 mm (3/8") Angle Drill, Keyless Chuck



Capacity	Steel: 10 mm (3/8") Wood: 12 mm (1/2") Wood (Self-Feed Bit): 24 mm (15/16")
Chuck Capacity	0.8 - 10 mm (1/32 - 3/8")
No Load Speed (RPM)	0 - 1,100
Head Height	84 mm (3-5/16")
Center Height	23.5 mm (15/16")
Dimensions (L x W x H)	w/ BL1016/BL1021B: 313 x 68 x 95 mm (12-3/8 x 2-11/16 x 3-3/4")
Net weight	1.2 - 1.4 kg (2.7 - 3 lbs.)



Bit, Belt Clip, Battery, Charger

## DA330D Cordless Angle Drill 10.8V (12V max) Li-Ion Cordless 10 mm (3/8") Angle Drill, Keyed Chuck



Capacity	Steel: 10 mm (3/8") Wood: 12 mm (1/2") Wood (Self-Feed Bit): 24 mm (15/16")
Chuck Capacity	1.5 - 10 mm (1/16 - 3/8")
No Load Speed (RPM)	0 - 800
Dimensions (L x W x H)	298 x 52 x 77 mm (11-3/4 x 2-1/16 x 3")
Net weight	1.1 kg (2.4 lbs.)



Charger, Battery, Chuck Key, (+)(-) Bit

## DA331D Cordless Angle Drill 10.8V (12V max) Li-Ion Cordless 10 mm (3/8") Angle Drill, Keyless Chuck



Capacity	Steel: 10 mm (3/8") Wood: 12 mm (1/2") Wood (Self-Feed Bit): 24 mm (15/16")
Chuck Capacity	1.5 - 10 mm (1/16 - 3/8")
No Load Speed (RPM)	0 - 800
Dimensions (L x W x H)	310 x 52 x 88 mm (12-1/4 x 2-1/16 x 3-1/2")
Net weight	1.1 kg (2.5 lbs.)



Charger, Battery, (+)(-) Bit

## DA4031 Angle Drill 13 mm (1/2") 1,050 W Angle Drill with Keyed Chuck



Continuous rating Input	1,050W
Capacity	Steel: 13 mm (1/2") Wood (Auger-Bit): 50 mm (2") Wood (Self-Feed Bit): 118 mm (4-5/8") Wood (Self-Feed Bit) Hi: 65 mm (2-9/16") Wood (Self-Feed Bit) Lo: 118 mm (4-5/8") Wood (Hole Saw): 159 mm (6-1/4")
Chuck Capacity	2 - 13 mm (1/16 - 1/2")
No Load Speed (RPM)	High: 1,200 Low: 300
Overall Length	462 mm (18-3/16")
Net weight	6.3 kg (13.9 lbs.)
Power supply cord	2.5 m (8.2 ft)



Chuck Key, Hex Wrench, Side Grip

## DA4000LR Angle Drill 13 mm (1/2") 710 W Angle Drill with Keyed Chuck



Continuous rating Input	710W
Capacity	Steel: 13 mm (1/2") Wood (Self-Feed Bit): 118 mm (4-5/8") Wood (Self-Feed Bit) Hi: 65 mm (2-9/16") Wood (Self-Feed Bit) Lo: 118 mm (4-5/8") Wood (Hole Saw) Hi: 114 mm (4-1/2") Wood (Hole Saw) Lo: 152 mm (6")
Chuck Capacity	2 - 13 mm (1/16 - 1/2")
No Load Speed (RPM)	High: 0 - 900 Low: 0 - 400
Overall Length	413 mm (16-1/4")
Net weight	4 kg (8.9 lbs.)
Power supply cord	2.5 m (8.2 ft)



Angle Attachment, Chuck Key, Hex Wrench, Side Grip

## DA3011F Angle Drill 10 mm (3/8") 450 W Angle Drill with Keyless Chuck, LED job light



Continuous rating Input	450W
Capacity	Steel: 10 mm (3/8") Wood: 25 mm (1") Wood (Self-Feed Bit): 50 mm (2")
Chuck Capacity	1.5 - 10 mm (1/16 - 3/8")
No Load Speed (RPM)	0 - 2,400
Overall Length	282 mm (11-1/8")
Net weight	1.6 kg (3.5 lbs.)
Power supply cord	2.5 m (8.2 ft)



Grip

## DA3011 Angle Drill 10 mm (3/8") 450 W Angle Drill with Keyless Chuck



Continuous rating Input	450W
Capacity	Steel: 10 mm (3/8") Wood: 25 mm (1") Wood (Self-Feed Bit): 50 mm (2")
Chuck Capacity	1.5 - 10 mm (1/16 - 3/8")
No Load Speed (RPM)	0 - 2,400
Overall Length	282 mm (11-1/8")
Net weight	1.6 kg (3.5 lbs.)
Power supply cord	2.5 m (8.2 ft)



Grip

# Screwing/Drilling

## DA3010F Angle Drill

10 mm (3/8") 450 W Angle Drill with Keyed Chuck, LED job light



Continuous rating Input Capacity	450W
	Steel: 10 mm (3/8")
	Wood: 25 mm (1")
	Wood (Self-Feed Bit): 50 mm (2")
Chuck Capacity	1.5 - 10 mm (1/16 - 3/8")
No Load Speed (RPM)	0 - 2,400
Overall Length	270 mm (10-5/8")
Net weight	1.6 kg (3.5 lbs.)
Power supply cord	2.5 m (8.2 ft)



Chuck Key, Side Grip

## DA3010 Angle Drill

10 mm (3/8") 450 W Angle Drill with Keyed Chuck



Continuous rating Input Capacity	450W
	Steel: 10 mm (3/8")
	Wood: 25 mm (1")
	Wood (Self-Feed Bit): 50 mm (2")
Chuck Capacity	1.5 - 10 mm (1/16 - 3/8")
No Load Speed (RPM)	0 - 2,400
Overall Length	270 mm (10-5/8")
Net weight	1.6 kg (3.5 lbs.)
Power supply cord	2.5 m (8.2 ft)



Chuck Key, Side Grip

## HB500 Magnetic Drill

50 mm (2") Magnetic Drill



Capacity	Steel: 50 mm (2")
Chuck Capacity	16 mm (5/8")
No Load Speed (RPM)	350 / 650
Magnetic clamping force	9,300 N
	950 kg
Dimensions (L x W x H)	290 x 150 x 450 mm
	(11-3/8 x 5-7/8 x 17-3/4")
Net weight	18.5 kg (40.8 lbs.)



Quick release arbor, Small oil cup assembly and clip, Safety guard, Polyester safety strap, Allen keys

## HB350 Magnetic Drill

35 mm (1-3/8") Magnetic Drill



Continuous rating Input Capacity	1,050W
	Steel: 35 mm (1-3/8")
No Load Speed (RPM)	850
Magnetic clamping force	8,000 N
Dimensions (L x W x H)	225 x 195 x 490 mm
	(8-7/8 x 7-5/8 x 19-1/4")
Net weight	11.6 kg (25.6 lbs.)



Small oil cup assembly and clip, Safety guard, Polyester safety strap, Allen keys

## TW001G Cordless Impact Wrench

40V max

40Vmax XGT BL Cordless 3/4" (19 mm) 1,800 N-m (1,330 ft.lbs.) Impact Wrench, Reverse Rotation Auto Stop Mode



Fastening Capacities	Standard Bolt: M12 - M36 (1/2 - 1-7/16")
	High Strength Bolt: M10 - M27 (3/8 - 1-1/16")
Square Drive	19 mm (3/4")
Impacts Per Minute (IPM)	Max / Hard / Mid / Soft
	: 0 - 2,500 / 2,400 / 2,200 / 1,900
No Load Speed (RPM)	Max / Hard / Mid / Soft
	: 0 - 1,800 / 1,400 / 1,150 / 950
Max Fastening Torque	1,800 N-m (1,330 ft.lbs.)
Dimensions (L x W x H)	w/ BL4020 / BL4025: 217 x 94 x 297 mm
	(8-1/2 x 3-11/16 x 11-3/4")
	w/ BL4040: 217 x 94 x 303 mm
	(8-1/2 x 3-11/16 x 11-7/8")
Net weight	3.9 - 4.2 kg (8.6 - 9.3 lbs.)



Belt Clip, Battery, Charger

## TW007G / TW008G Cordless Impact Wrench

40V max

40Vmax XGT BL Cordless 1/2" (12.7 mm) 760 N-m (560 ft.lbs.) Impact Wrench, Forward/Reverse Rotation Auto Stop Mode



Fastening Capacities	Standard Bolt: M10 - M24 (3/8 - 1")
	High Strength Bolt (Grade F10T): M12, M16 (7/16, 5/8")
Square Drive	12.7 mm (1/2")
Impacts Per Minute (IPM)	Max / Hard / Mid / Soft: 0 - 2,900 / 2,700 / 1,900 / 1,200
No Load Speed (RPM)	Max / Hard / Mid / Soft: 0 - 2,300 / 1,900 / 1,200 / 600
Max Fastening Torque	760 N-m (560 ft.lbs.)
Dimensions (L x W x H)	w/ BL4020 / BL4025
	: 170 x 86 x 285 mm (6-11/16 x 3-3/8 x 11-1/4")
	w/ BL4040: 170 x 86 x 291 mm (6-11/16 x 3-3/8 x 11-1/2")
	w/ BL4050F: 170 x 86 x 312 mm
	(6-11/16 x 3-3/8 x 12-1/4")
Net weight	2.7 - 3.3 kg (6.0 - 7.3 lbs.)



Belt Clip, Battery, Charger

## TW004G / TW005G Cordless Impact Wrench

40V max

40Vmax XGT BL Cordless 1/2" (12.7 mm) 350 N-m (260 ft.lbs.) Impact Wrench, Forward/Reverse Rotation Auto Stop Mode



Fastening Capacities	Standard Bolt: M10 - M20 (3/8 - 3/4")
	High Strength Bolt: M10 - M16 (3/8 - 5/8")
Square Drive	12.7 mm (1/2")
Impacts Per Minute (IPM)	Max / Hard / Mid / Soft
	: 0 - 4,000 / 3,400 / 2,600 / 1,800
No Load Speed (RPM)	Max / Hard / Mid / Soft
	: 0 - 3,200 / 2,600 / 1,800 / 1,000
Max Fastening Torque	350 N-m (260 ft.lbs.)
Dimensions (L x W x H)	w/ BL4020 / BL4025
	: 144 x 86 x 248 mm (5-5/8 x 3-3/8 x 9-3/4")
	w/ BL4040: 144 x 86 x 253 mm
	(5-5/8 x 3-3/8 x 10")
Net weight	1.9 - 2.2 kg (4.2 - 4.9 lbs.)



Belt Clip, Battery, Charger

## DTW1001 Cordless Impact Wrench

18V

18V LXT BL Brushless Cordless 3-Speed 3/4" (19 mm) 1,050 N-m (780 ft.lbs.) Impact Wrench



Fastening Capacities	Standard Bolt: M12 - M30 (1/2 - 1-1/4")
	High Strength Bolt: M10 - M24 (3/8 - 1")
Square Drive	19 mm (3/4")
Impacts Per Minute (IPM)	Hard / Mid / Soft
	: 0 - 2,200 / 2,000 / 1,800
No Load Speed (RPM)	Hard / Mid / Soft
	: 0 - 1,800 / 1,000 / 900
Max Fastening Torque	1,050 N-m (780 ft.lbs.)
Dimensions (L x W x H)	229 x 91 x 289 mm (9 x 3-5/8 x 11-3/8")
Net weight	3.4 - 3.7 kg (7.5 - 8.2 lbs.)



Charger, Battery, Hook

# Screwing/Drilling

## DTW1002 Cordless Impact Wrench 18V LXT BL Brushless Cordless 3-Speed 1/2" (12.7 mm) 1,000 N-m (740 ft.lbs.) Impact Wrench



Fastening Capacities	Standard Bolt: M12 - M30 (1/2 - 1-1/4") High Strength Bolt: M10 - M24 (3/8 - 1")
Impacts Per Minute (IPM)	Hard / Mid / Soft : 0 - 2,200 / 2,000 / 1,800
No Load Speed (RPM)	Hard / Mid / Soft : 0 - 1,800 / 1,000 / 900
Square Drive	12.7 mm (1/2")
Max Fastening Torque	1,000 N-m (740 ft.lbs.)
Dimensions (L x W x H)	229 x 91 x 289 mm (9 x 3-5/8 x 11-3/8")
Net weight	3.3 - 3.6 kg (7.3 - 8 lbs.)



Charger, Battery, Hook

## DTW800 Cordless Impact Wrench 18V LXT BL Brushless Cordless 3-Speed 7/16" (11.1 mm) 800 N-m (590 ft.lbs.) Impact Wrench



Fastening Capacities	Standard Bolt: M12 - M24 (1/2 - 1") High Strength Bolt: M10 - M22 (3/8 - 7/8")
Hex Shank	11.1 mm (7/16")
Impacts Per Minute (IPM)	Hard / Mid / Soft : 0 - 2,200 / 0 - 2,000 / 0 - 1,800
No Load Speed (RPM)	Hard / Mid / Soft : 0 - 1,800 / 1,000 / 900
Max Fastening Torque	800 N-m (590 ft.lbs.)
Dimensions (L x W x H)	229 x 91 x 303 mm (9 x 3-5/8 x 11-7/8")
Net weight	3.4 - 3.7 kg (8.2 - 7.5 lbs.)



Charger, Battery, Hook

## DTW700 / DTW701 Cordless Impact Wrench 18V LXT BL Cordless 1/2" (12.7 mm) 700 N-m (520 ft.lbs.) Impact Wrench, Forward/Reverse Rotation Auto Stop Mode



DTW700:  
C ring



DTW701:  
Pin detent

Fastening Capacities	Standard Bolt: M10 - M24 (3/8 - 1") High Strength Bolt (Grade 10.9) : M10 - M16 (3/8 - 5/8") High Strength Bolt (Grade F10T) : M12, M16 (7/16, 5/8")
Square Drive	12.7 mm (1/2")
Impacts Per Minute (IPM)	Max / Hard / Mid / Soft: 2,700 / 2,400 / 1,700 / 1,000
No Load Speed (RPM)	Max / Hard / Mid / Soft: 2,200 / 1,900 / 1,200 / 500
Max Fastening Torque	700 N-m (520 ft.lbs.)
Dimensions (L x W x H)	w/ BL1830B / BL1840B / BL1850B / BL1860B : 170 x 81 x 276 mm (6-11/16 x 3-1/16 x 10-7/8")
Net weight	2.3 - 2.7 kg (5.1 - 6.0 lbs.)



Belt Clip, Battery, Charger

## DTW450 Cordless Impact Wrench 18V LXT Li-Ion Cordless 1/2" (12.7 mm) 440 N-m (325 ft.lbs.) Impact Wrench



Fastening Capacities	Standard Bolt: M12 - M22 (1/2 - 7/8") High Strength Bolt: M12 - M16 (1/2 - 5/8")
Square Drive	12.7 mm (1/2")
Impacts Per Minute (IPM)	2,200
No Load Speed (RPM)	1,600
Max Fastening Torque	440 N-m (325 ft.lbs.)
Dimensions (L x W x H)	266 x 82 x 290 mm (10-1/2 x 3-1/4 x 11-3/8")
Net weight	3.1 - 3.4 kg (7.6 - 6.9 lbs.)



Hook, Battery, Charger

## DTW300 / DTW301 Cordless Impact Wrench 18V LXT BL Cordless 1/2" (12.7 mm) 330 N-m (240 ft.lbs.) Impact Wrench, Forward/Reverse Rotation Auto Stop Mode



DTW300:  
C ring



DTW301:  
Pin detent

Fastening Capacities	Standard Bolt: M10 - M20 (3/8 - 3/4") High Strength Bolt: M10 - M16 (3/8 - 5/8")
Square Drive	12.7 mm (1/2")
Impacts Per Minute (IPM)	Max / Hard / Mid / Soft : 0 - 4,000 / 3,400 / 2,600 / 1,800
No Load Speed (RPM)	Max / Hard / Mid / Soft : 0 - 3,200 / 2,600 / 1,800 / 1,000
Max Fastening Torque	330 N-m (240 ft.lbs.)
Dimensions (L x W x H)	w/ BL1830B / BL1840B / BL1850B / BL1860B: 144 x 81 x 246 mm (5-5/8 x 3-1/16 x 9-11/16")
Net weight	1.5 - 1.8 kg (3.4 - 4.1 lbs.)



Belt Clip, Battery, Charger

## DTW302 Cordless Impact Wrench 18V LXT BL Cordless 3/8" (9.5 mm) 300 N-m (220 ft.lbs.) Impact Wrench, Forward/Reverse Rotation Auto Stop Mode



Fastening Capacities	Standard Bolt: M10 - M20 (3/8 - 3/4") High Strength Bolt: M10 - M16 (3/8 - 5/8")
Square Drive	9.5 mm (3/8")
Impacts Per Minute (IPM)	Max / Hard / Mid / Soft : 0 - 4,000 / 3,400 / 2,600 / 1,800
No Load Speed (RPM)	Max / Hard / Mid / Soft : 0 - 3,200 / 2,600 / 1,800 / 1,000
Max Fastening Torque	300 N-m (220 ft.lbs.)
Dimensions (L x W x H)	w/ BL1830B / BL1840B / BL1850B / BL1860B : 138 x 81 x 246 mm (5-7/16 x 3-1/16 x 9-11/16")
Net weight	1.4 - 1.8 kg (3.1 - 4.0 lbs.)



Belt Clip, Battery, Charger

## DTW251 Cordless Impact Wrench 18V LXT Li-Ion Cordless 1/2" (12.7 mm) 230 N-m (170 ft.lbs.) Impact Wrench



Fastening Capacities	Standard Bolt: M10 - M16 (3/8 - 5/8") High Strength Bolt: M10 - M14 (3/8 - 9/16")
Square Drive	12.7 mm (1/2")
Impacts Per Minute (IPM)	0 - 3,200
No Load Speed (RPM)	0 - 2,100
Max Fastening Torque	230 N-m (170 ft.lbs.)
Dimensions (L x W x H)	165 x 79 x 234 mm (6-1/2 x 3-1/8 x 9-1/4")
Net weight	1.5 - 1.8 kg (3.2 - 3.9 lbs.)

Tool does not come with socket.



Charger, Battery

## DTW253 Cordless Impact Wrench 18V LXT Li-Ion Cordless 3/8" (9.5 mm) 210 N-m (155 ft.lbs.) Impact Wrench



Fastening Capacities	Standard Bolt: M8 - M16 (5/16 - 5/8") High Strength Bolt: M6 - M12 (1/4 - 1/2")
Square Drive	9.5 mm (3/8")
Impacts Per Minute (IPM)	0 - 3,200
No Load Speed (RPM)	0 - 2,100
Max Fastening Torque	210 N-m (155 ft.lbs.)
Dimensions (L x W x H)	155 x 79 x 234 mm (6-1/8 x 3-1/8 x 9-1/4")
Net weight	1.3 - 1.6 kg (2.8 - 3.6 lbs.)

Tool does not come with socket.



Battery, Charger

# Screwing/Drilling

## DTW181 Cordless Impact Wrench 18V

18V LXT BL Brushless Cordless 1/2" (12.7 mm) 210 N-m (155 ft.lbs.) Impact Wrench, Reverse Rotation Auto Stop Mode



Fastening Capacities	Standard Bolt: M8 - M16 (5/16 - 5/8") High Strength Bolt : M6 - M12 (1/4 - 1/2")
Impacts Per Minute (IPM)	Hard / Soft: 0 - 3,600 / 2,000
No Load Speed (RPM)	Hard / Soft: 0 - 2,400 / 1,300
Square Drive	12.7 mm (1/2")
Max Fastening Torque	210 N-m (155 ft.lbs.)
Dimensions (L x W x H)	w/ BL1830B / BL1840B / BL1850B / BL1860B : 151 x 79 x 235 mm (5-15/16 x 3-1/8 x 9-1/4")
Net weight	1.2 - 1.5 kg (2.7 - 3.4 lbs.)

LXT BL XPT



Belt Clip, Battery, Charger

## DTW190 Cordless Impact Wrench 18V

18V LXT Li-Ion Cordless 1/2" (12.7 mm) 190 N-m (140 ft.lbs.) Impact Wrench



Fastening Capacities	Standard Bolt: M8 - M16 (5/16 - 5/8") High Strength Bolt: M8 - M12 (1/4 - 1/2")
Square Drive	12.7 mm (1/2")
Impacts Per Minute (IPM)	0 - 3,000
No Load Speed (RPM)	0 - 2,300
Max Fastening Torque	190 N-m (140 ft.lbs.)
Overall Length	176 mm (6-15/16")
Net weight	1.4 - 1.8 kg (3.2 - 3.9 lbs.)

Tool does not come with socket.

LXT



Shoulder Strap (country-specific), Tool Hanger (country-specific), Battery, Charger

## DTW180 Cordless Impact Wrench 18V

18V LXT BL Brushless Cordless 3/8" (9.5 mm) 180 N-m (130 ft.lbs.) Impact Wrench, Reverse Rotation Auto Stop Mode



Fastening Capacities	Standard Bolt: M8 - M16 (5/16 - 5/8") High Strength Bolt: M6 - M12 (1/4 - 1/2")
Impacts Per Minute (IPM)	Hard / Soft: 0 - 3,600 / 2,000
No Load Speed (RPM)	Hard / Soft: 0 - 2,400 / 1,300
Square Drive	9.5 mm (3/8")
Max Fastening Torque	180 N-m (130 ft.lbs.)
Dimensions (L x W x H)	w/ BL1830B / BL1840B / BL1850B / BL1860B : 144 x 79 x 235 mm (5-5/8 x 3-1/8 x 9-1/4")
Net weight	1.2 - 1.5 kg (2.7 - 3.4 lbs.)

LXT BL XPT



Belt Clip, Battery, Charger

## TW161D Cordless Impact Wrench 12V max

12Vmax CXT BL Brushless Cordless 1/2" (12.7 mm) 165 N-m (122 ft.lbs.) Impact Wrench



Fastening Capacities	Standard Bolt: M8 - M16 (5/16 - 5/8") High Strength Bolt: M8 - M12 (1/4 - 1/2")
Impacts Per Minute (IPM)	Hard / Soft: 0 - 3,600 / 2,000
No Load Speed (RPM)	Hard / Soft: 0 - 2,400 / 1,300
Square Drive	12.7 mm (1/2")
Max Fastening Torque	165 N-m (122 ft.lbs.)
Dimensions (L x W x H)	w/ BL1016/BL1021B : 150 x 66 x 213 mm (5-7/8 x 2-5/8 x 8-3/8")
Net weight	1.1 - 1.2 kg (2.4 - 2.7 lbs.)

CXT BL



Belt Clip, Battery, Charger

## TW160D Cordless Impact Wrench 12V max

12Vmax CXT BL Brushless Cordless 3/8" (9.5 mm) 160 N-m (120 ft.lbs.) Impact Wrench



Fastening Capacities	Standard Bolt: M8 - M16 (5/16 - 5/8") High Strength Bolt: M6 - M12 (1/4 - 1/2")
Impacts Per Minute (IPM)	Hard / Soft: 0 - 3,600 / 2,000
No Load Speed (RPM)	Hard / Soft: 0 - 2,400 / 1,300
Square Drive	9.5 mm (3/8")
Max Fastening Torque	160 N-m (120 ft.lbs.)
Dimensions (L x W x H)	w/ BL1016/BL1021B : 144 x 66 x 213 mm (5-5/8 x 2-5/8 x 8-3/8")
Net weight	1.0 - 1.2 kg (2.2 - 2.6 lbs.)

CXT BL



Belt Clip, Battery, Charger

## TW141D Cordless Impact Wrench 12V max

12Vmax CXT Li-Ion Cordless 1/2" (12.7 mm) 145 N-m (107 ft.lbs.) Impact Wrench



Fastening Capacities	Standard Bolt: M8 - M16 (5/16 - 5/8") High Strength Bolt: M6 - M12 (1/4 - 1/2")
Square Drive	12.7 mm (1/2")
Impacts Per Minute (IPM)	0 - 3,200
No Load Speed (RPM)	0 - 2,600
Max Fastening Torque	145 N-m (107 ft.lbs.)
Dimensions (L x W x H)	w/ BL1016/BL1021B : 168 x 66 x 205 mm (6-5/8 x 2-5/8 x 8-1/8")
Net weight	1.1 - 1.2 kg (2.4 - 2.7 lbs.)

CXT



Belt Clip, Battery, Charger

## TW140D Cordless Impact Wrench 12V max

12Vmax CXT Li-Ion Cordless 3/8" (9.5 mm) 140 N-m (100 ft.lbs.) Impact Wrench



Fastening Capacities	Standard Bolt: M8 - M16 (5/16 - 5/8") High Strength Bolt: M6 - M12 (1/4 - 1/2")
Square Drive	9.5 mm (3/8")
Impacts Per Minute (IPM)	0 - 3,200
No Load Speed (RPM)	0 - 2,600
Max Fastening Torque	140 N-m (100 ft.lbs.)
Dimensions (L x W x H)	w/ BL1016/BL1021B : 161 x 66 x 205 mm (6-3/8 x 2-5/8 x 8-1/8")
Net weight	1 - 1.2 kg (2.3 - 2.7 lbs.)

CXT



Belt Clip, Battery, Charger

## TW060D Cordless Impact Wrench 12V max

12Vmax CXT Li-Ion Cordless 1/4" (6.35 mm) 60 N-m (44 ft.lbs.) Impact Wrench



Fastening Capacities	Standard Bolt: M8 - M16 (5/16 - 5/8") High Strength Bolt: M6 - M10 (1/4 - 3/8")
Square Drive	6.35 mm (1/4")
Impacts Per Minute (IPM)	0 - 3,200
No Load Speed (RPM)	0 - 2,600
Max Fastening Torque	60 N-m (44 ft.lbs.)
Dimensions (L x W x H)	w/ BL1016/BL1021B : 161 x 66 x 205 mm (6-3/8 x 2-5/8 x 8-1/8")
Net weight	1.0 - 1.2 kg (2.2 - 2.6 lbs.)

CXT



Belt Clip, Battery, Charger

# Screwing/Drilling

## TW100D Cordless Impact Wrench 10.8V

10.8V (12V max) Li-Ion Cordless 3/8" (9.5 mm) 110 N-m (1,000 in.lbs.) Impact Wrench



Fastening Capacities	Standard Bolt: M8 - M12 (5/16 - 1/2") High Strength Bolt: M6 - M10 (1/4 - 3/8")
Square Drive	9.5 mm (3/8")
Impacts Per Minute (IPM)	0 - 3,000
No Load Speed (RPM)	0 - 2,300
Max Fastening Torque	110 N-m (1,000 in.lbs.)
Dimensions (L x W x H)	163 x 54 x 178 mm (6-3/8 x 2-1/8 x 7")
Net weight	0.95 kg (2.1 lbs.)



Battery, Charger

## TW1000 Impact Wrench

1" (25.4 mm) 1,000 N-m (738 ft.lbs.) Impact Wrench



Continuous rating Input	1,200W
Fastening Capacities	Standard Bolt: M24 - M30 (15/16 - 1-3/16") High Strength Bolt: M22 - M24 (7/8 - 15/16")
Square Drive	25.4 mm (1")
No Load Speed (RPM)	1,400
Impacts Per Minute (IPM)	1,500
Max Fastening Torque	1,000 N-m (738 ft.lbs.)
Dimensions (L x W x H)	382 x 110 x 290 mm (15 x 4-5/16 x 11-3/8")
Net weight	8.8 kg (19.4 lbs.)
Power supply cord	2.5 m (8.2 ft)



Side Grip, Socket

## 6906 Impact Wrench

3/4" (19 mm) 588 N-m (441 ft.lbs.) Impact Wrench



Continuous rating Input	850W
Capacity	Standard Bolt: M16 - M22 (5/8 - 7/8") High Strength Bolt: M16 - M20 (5/8 - 3/4")
Square Drive	19 mm (3/4")
No Load Speed (RPM)	1,700
Impacts Per Minute (IPM)	1,600
Max Fastening Torque	588 N-m (441 ft.lbs.)
Overall Length	327 mm (12-7/8")
Net weight	5.6 kg (12.2 lbs.)
Power supply cord	2.5 m (8.2 ft)



Side Grip, Socket

## 6905H Impact Wrench

1/2" (12.7 mm) 294 N-m (217 ft.lbs.) Impact Wrench



Continuous rating Input	470W
Fastening Capacities	Standard Bolt: M12 - M20 (1/2 - 3/4") High Strength Bolt: M12 - M16 (1/2 - 5/8")
Square Drive	12.7 mm (1/2")
No Load Speed (RPM)	2,200
Impacts Per Minute (IPM)	2,600
Max Fastening Torque	294 N-m (217 ft.lbs.)
Dimensions (L x W x H)	275 x 86 x 197 mm (10-7/8 x 3-3/8 x 7-3/4")
Net weight	2.4 kg (5.2 lbs.)
Power supply cord	2.5 m (8.2 ft)



Socket x3

## TW0350 Impact Wrench

1/2" (12.7 mm) 350 N-m (260 ft.lbs.) Impact Wrench



Continuous rating Input	400W
Fastening Capacities	Standard Bolt: M12 - M22 (1/2 - 7/8") High Strength Bolt: M12 - M16 (1/2 - 5/8")
Square Drive	12.7 mm (1/2")
No Load Speed (RPM)	2,000
Impacts Per Minute (IPM)	2,000
Max Fastening Torque	350 N-m (260 ft.lbs.)
Dimensions (L x W x H)	283 x 87 x 233 mm (11-1/8 x 3-7/16 x 9-1/8")
Net weight	3 kg (6.6 lbs.)
Power supply cord	2.5 m (8.2 ft)



Socket

## TW0200 Impact Wrench

1/2" (12.7 mm) 200 N-m (150 ft.lbs.) Impact Wrench



Continuous rating Input	380W
Fastening Capacities	Standard Bolt: M10 - M16 (3/8 - 5/8") High Strength Bolt: M10 - M12 (3/8 - 1/2")
Square Drive	12.7 mm (1/2")
No Load Speed (RPM)	0 - 2,200
Impacts Per Minute (IPM)	0 - 2,200
Max Fastening Torque	200 N-m (150 ft.lbs.)
Dimensions (L x W x H)	251 x 72 x 220 mm (9-7/8 x 2-13/16 x 8-5/8")
Net weight	2.1 kg (4.7 lbs.)
Power supply cord	2.5 m (8.2 ft)



Socket x3, Hook

## 6953 Impact Wrench

1/2" (12.7 mm) 150 N-m (110 ft.lbs.) Impact Wrench



Continuous rating Input	280W
Fastening Capacities	Standard Bolt: M10 - M16 (3/8 - 5/8") High Strength Bolt: M8 - M12 (5/16 - 1/2")
Square Drive	12.7 mm (1/2")
No Load Speed (RPM)	0 - 3,000
Impacts Per Minute (IPM)	0 - 3,000
Max Fastening Torque	150 N-m (111 ft.lbs.)
Overall Length	233 mm (9-1/8")
Net weight	1.5 kg (3.2 lbs.)
Power supply cord	2.5 m (8.2 ft)





# Screwing/Drilling

## DWR180 Cordless Ratchet Wrench 18V

18V LXT Li-Ion Cordless 47.5 N-m (420 in.lbs.) Ratchet Wrench



Capacity	Standard Bolt: M5 - M12 (3/16 - 1/2") High Strength Bolt: M5 - M10 (3/16 - 3/8")
Square Drive	9.5 / 6.35 mm (3/8 / 1/4")
No Load Speed (RPM)	0 - 800
Max Fastening Torque	47.5 N-m (420 in.lbs.)
Flats Width	13 mm (1/2")
Angle Head Size	Diameter: 31 mm (1-7/32") Height: 25.5 mm (1")
Dimensions (L x W x H)	w/ BL1830B / BL1840B / BL1850B / BL1860B : 369 x 79 x 87 mm (14-1/2 x 3-1/8 x 3-7/16")
Net weight	1.2 - 1.6 kg (2.6 - 3.5 lbs.)

**LXT XPT**



Socket Adapter, Battery, Charger, Tool Bag

## WR100D Cordless Ratchet Wrench 12V max



Capacity	Standard Bolt: M5 - M12 (3/16 - 1/2") High Strength Bolt: M5 - M10 (3/16 - 3/8")
Square Drive	9.5 / 6.35 mm (3/8 / 1/4")
No Load Speed (RPM)	0 - 800
Max Fastening Torque	47.5 N-m (420 in.lbs.)
Flats Width	13 mm (1/2")
Angle Head Size	Diameter: 31 mm (1-7/32") Height: 25.5 mm (1")
Dimensions (L x W x H)	w/ BL1016/BL1021B : 341 x 67 x 63 mm (13-7/16 x 2-5/8 x 2-1/2")
Net weight	1.0 - 1.2 kg (2.3 - 2.7 lbs.)

**CXT XPT**



Socket Adapter, Battery, Charger, Tool Bag

## DTL063 Cordless Angle Impact Wrench 18V

18V LXT Li-Ion Cordless 3/8" (9.5 mm) 60 N-m Angle Impact Wrench



Fastening Capacities	Standard Bolt: M4 - M12 (5/32 - 1/2") High Strength Bolt: M4 - M8 (5/32 - 5/16")
Square Drive	9.5 mm (3/8")
No Load Speed (RPM)	0 - 2,000
Impacts Per Minute (IPM)	0 - 3,000
Max Fastening Torque	60 N-m
Dimensions (L x W x H)	387 x 78 x 116 mm (15-1/4 x 3-1/16 x 4-9/16")
Net weight	1.4 - 2 kg (3.1 - 4.3 lbs.)

**LXT**



Charger, Battery

## TL065D Cordless Angle Impact Wrench 12V max

12V max CXT Li-Ion Cordless 60 N-m (530 in.lbs.) Angle Impact Wrench



Capacity	Standard Bolt: M4 - M12 (5/32 - 1/2") High Strength Bolt: M4 - M8 (5/32 - 5/16")
Square Drive	9.5 mm (3/8")
No Load Speed (RPM)	0 - 2,000
Impacts Per Minute (IPM)	0 - 3,000
Max Fastening Torque	60 N-m (530 in.lbs.)
Dimensions (L x W x H)	361 x 66 x 86 mm (14-1/4 x 2-5/8 x 3-3/8")
Net weight	1.2 - 1.6 kg (2.7 - 3.6 lbs.)

**CXT**



Belt Clip, Battery, Charger

## DWT310 Cordless Shear Wrench 18V x2

18V X2 (36V) LXT BL Brushless Cordless M16 (5/8") / M20 (3/4") / M22 (7/8") 804 N-m (593 ft.lbs.) Shear Wrench



Capacity	High Strength Torque Shear Bolt (HTB) : M16, M20, M22 (5/8, 3/4, 7/8")
No Load Speed (RPM)	14
Max Fastening Torque	804 N-m (593 ft.lbs.)
Dimensions (L x W x H)	296 x 130 x 377 mm (11-5/8 x 5-1/8 x 14-7/8")
Net weight	6.5 - 7.1 kg (14.3 - 15.7 lbs.)

**LXT BL XPT**



- Screwdriver, Shoulder Belt, Battery, Charger

## 6924N Shear Wrench

M22 (7/8") / M24 (1") / SHTB22 1,100 N-m (810 ft.lbs.) Shear Wrench



Continuous rating Input	1,050W
Capacity	Super high tensile bolt: M22
No Load Speed (RPM)	19
Max Fastening Torque	1,100 N-m (810 ft.lbs.)
Dimensions (L x W x H)	330 x 104 x 257 mm (13 x 4-1/8 x 10-1/8")
Net weight	7.5 kg (16.6 lbs.)
Power supply cord	2.5 m (8.2 ft)



- Screwdriver

## 6922NB Shear Wrench

M16 (5/8") / M20 (3/4") / M22 (7/8") 804 N-m (593 ft.lbs.) Shear Wrench



Continuous rating Input	1,330W
No Load Speed (RPM)	18
Max Fastening Torque	804 N-m (593 ft.lbs.)
Dimensions (L x W x H)	249 x 84 x 252 mm (9-13/16 x 3-5/16 x 9-15/16")
Net weight	4.9 kg (10.8 lbs.)
Power supply cord	2.5 m (8.2 ft)



- Screwdriver



# Screwing/Drilling

## DBM080 Diamond Core Drill

82 mm (3-1/8") 1,300 W Diamond Core Drill, Dry



Continuous rating Input	1,300W
Capacity	Concrete (w/ Diamond Core Bit) : 82 mm (3-1/4")
Tool holder	(Spindle): M18
No Load Speed (RPM)	0 - 3,400
Net weight	3.4 kg (7.5 lbs.)



## DBM130 Diamond Core Drill

132 mm (5-3/16") 1,700 W Diamond Core Drill, Dry



Continuous rating Input	1,700W
Capacity	Concrete (w/ Diamond Core Bit) Hi: 70 mm (2-3/4") Concrete (w/ Diamond Core Bit) Lo: 132 mm (5-3/16")
Tool holder	(Spindle): M18
No Load Speed (RPM)	High: 0 - 3,000 Low: 0 - 1,500
Net weight	5.5 kg (12.1 lbs.)



## DBM230 Diamond Core Drill

230 mm (9") 2,500 W Diamond Core Drill



Continuous rating Input	2,500W
Capacity	Concrete (w/ Diamond Core Bit) : 230 mm (9")
No Load Speed (RPM)	3rd: 1,700 2nd: 1,040 1st: 390
Net weight	37.5 kg (82.7 lbs.)



## DBM131 Diamond Core Drill

132 mm (5-3/16") 1,700 W Diamond Core Drill, Wet & Dry



Continuous rating Input	1,700W
Capacity	Concrete (w/ Diamond Core Bit) Hi: 70 mm (2-3/4") Concrete (w/ Diamond Core Bit) Lo: 132 mm (5-3/16")
Tool holder	(Spindle): M18
No Load Speed (RPM)	High: 0 - 2,300 Low: 0 - 1,100
Net weight	6.3 kg (13.9 lbs.)



## DG001G Cordless Earth Auger

40V max

40Vmax XGT BL ADT Cordless Earth Auger



Capacity	Clay Soil: 150 mm Sandy Soil: 200 mm
Chuck Capacity	2 - 13 mm (1/16 - 1/2")
No Load Speed (RPM)	High / Low: 0 - 1,500 / 0 - 400
Max Fastening Torque	High: 55 N-m (487 in.lbs.) Low: 136 N-m (1,210 in.lbs.)
Dimensions (L x W x H)	w/ BL4020 / BL4025 : 836 x 605 x 199 mm (33 x 23-3/4 x 7-7/8") w/ BL4050F : 863 x 605 x 199 mm (34 x 23-3/4 x 7-7/8")
Net weight	7.2 - 8.1 kg (15.9 - 17.9 lbs.)



Chuck Key, Chuck Key Holder, Hex Wrench, Adapter, Battery, Charger

## DDG460 Cordless Earth Auger

18V x2

18V X2 (36V) LXT BL ADT Cordless Earth Auger



Capacity	Clay Soil: 150 mm Sandy Soil: 200 mm
Chuck Capacity	2 - 13 mm (5/64 - 1/2")
No Load Speed (RPM)	High / Low: 0 - 1,400 / 0 - 350
Max Fastening Torque	High: 48 N-m (430 in.lbs.) Low: 136 N-m (1,210 in.lbs.)
Dimensions (L x W x H)	w/ BL1830B / BL1840B / BL1850B / BL1860B : 840 x 607 x 223 mm (33 x 23-7/8 x 8-3/4")
Net weight	7.3 - 8.2 kg (16.1 - 18.1 lbs.)



Chuck Key, Hex Wrench, Adapter, Battery, Charger



# Screwing/Drilling

## DFS452 Cordless Screwdriver 18V

18V LXT BL Brushless Cordless 0-4,000 RPM Push Drive Technology Screwdriver, LED Light, Silent Clutch



Capacity	Self-Drilling Screw: 6 mm (1/4") Drywall Screw: 5 mm (3/16")
Driving Shank (Hex)	6.35 mm (1/4")
No Load Speed (RPM)	0 - 4,000
Dimensions (L x W x H)	251 x 79 x 259 mm (10 x 3-1/8 x 11-1/4")
Net weight	1.5 - 1.8 kg (3.2 - 3.9 lbs.)

LXT BL XPT



Phillips Bit, Magnetic Bit Holder, Belt Clip, Battery, Charger

## DFS451 Cordless Screwdriver 18V

18V LXT Li-Ion Cordless 0-4,000 RPM Screwdriver with LED Light, Silent Clutch



Capacity	Drywall Screw: 4 mm (5/32")
Driving Shank (Hex)	6.35 mm (1/4")
No Load Speed (RPM)	0 - 4,000
Dimensions (L x W x H)	281 x 80 x 241 mm (11-1/8 x 3-1/8 x 9-1/2")
Net weight	1.5 - 1.8 kg (3.2 - 4 lbs.)

LXT



Phillips Bit, Magnetic Bit Holder, Belt Clip, Battery, Charger

## DFS250 Cordless Screwdriver 18V

18V LXT BL Brushless Cordless 0-2,500 RPM High Torque Push Drive Technology Screwdriver with LED Light, Silent Clutch



Capacity	Coarse Thread: 4.5 x 90 mm (3/16 x 3-1/2") Self-Drilling Screw: 6 mm (1/4") Drywall Screw: 5 mm (3/16")
Driving Shank (Hex)	6.35 mm (1/4")
No Load Speed (RPM)	0 - 2,500
Dimensions (L x W x H)	259 x 79 x 259 mm (10-1/4 x 3-1/8 x 10-1/4")
Net weight	1.5 - 1.9 kg (3.4 - 4.1 lbs.)

LXT BL



Phillips Bit, Magnetic Bit Holder, Belt Clip, Battery, Charger

## DFS251 Cordless Screwdriver 18V

18V LXT BL Brushless Cordless 0-2,500 RPM High Torque Push Drive Technology Screwdriver with LED Light



Capacity	Self-Drilling Screw: 6 mm (1/4") Drywall Screw: 5 mm (3/16") Hex Socket Screw: 6 mm (1/4")
Driving Shank (Hex)	6.35 mm (1/4")
No Load Speed (RPM)	0 - 2,500
Dimensions (L x W x H)	237 x 79 x 259 mm (9-3/8 x 3-1/8 x 11-1/4")
Net weight	1.5 - 1.8 kg (3.2 - 3.9 lbs.)

LXT BL



Magnetic Socket Bit, Battery, Charger

## FS2700 Screwdriver

570 W 0-2,500 RPM 6 Stage Adjustable Torque Screwdriver with LED Light



Continuous rating Input	570W
Capacity	Self-Drilling Screw: 6 mm (1/4") Machine Screw: 8 mm (5/16") Wood Screw: 6.2 mm (1/4")
Driving Shank (Hex)	6.35 mm (1/4")
No Load Speed (RPM)	0 - 2,500
Dimensions (L x W x H)	301 x 70 x 207 mm (11-7/8 x 2-3/4 x 8-1/8")
Net weight	1.8 kg (4 lbs.)
Power supply cord	2.5 m (8.2 ft)

Dimensions: for countries providing noise suppressor



## FS2701 Screwdriver

570 W 0-2,500 RPM 6 Stage Adjustable Torque Screwdriver with LED Light



Continuous rating Input	570W
Capacity	Self-Drilling Screw: 6 mm (1/4") Machine Screw: 8 mm (5/16") Wood Screw: 6.2 mm (1/4")
Driving Shank (Hex)	6.35 mm (1/4")
No Load Speed (RPM)	0 - 2,500
Dimensions (L x W x H)	283 x 70 x 207 mm (11-1/8 x 2-3/4 x 8-1/8")
Net weight	1.7 kg (3.8 lbs.)
Power supply cord	2.5 m (8.2 ft)

Dimensions: for countries providing noise suppressor



## FS2500 Screwdriver

570 W 0-2,500 RPM Screwdriver with LED Light



Continuous rating Input	570W
Capacity	Drywall Screw: 5 mm (3/16") Self-Drilling Screw: 6 mm (1/4")
Driving Shank (Hex)	6.35 mm (1/4")
No Load Speed (RPM)	0 - 2,500
Dimensions (L x W x H)	280 x 70 x 207 mm (11 x 2-3/4 x 8-1/8")
Net weight	1.5 kg (3.4 lbs.)
Power supply cord	2.5 m (8.2 ft)


Dimensions: for countries providing noise suppressor



Magnetic Socket Bit

## DFR750 Cordless Auto Feed Screwdriver 18V

18V LXT Li-Ion Cordless 4,000 RPM 75 mm (2-15/16") Auto Feed Screwdriver with Silent Clutch



Screw Strip	4 x 45 - 75 mm (5/32 x 1-3/4 - 2-15/16")
Driving Shank (Hex)	6.35 mm (1/4")
No Load Speed (RPM)	4,000
Dimensions (L x W x H)	464 x 80 x 238 mm (18-1/4 x 3-1/8 x 9-3/8")
Net weight	2.1 - 3.2 kg (4.6 - 7 lbs.)

LXT



Phillips Bit x3, Battery, Charger

# Screwing/Drilling

## DFR551

Cordless Auto Feed Screwdriver

18V

18V LXT BL Cordless 0-6,000 RPM 55 mm (2-3/16") Auto Feed Screwdriver with Silent Clutch

new



Screw Strip	4 x 25 - 55 mm (5/32 x 1 - 2-3/16")
Driving Shank (Hex)	6.35 mm (1/4")
No Load Speed (RPM)	0 - 6,000
Dimensions (L x W x H)	396 x 88 x 165 - 211 mm (15-5/8 x 3-1/2 x 6-1/2 - 8-5/16")
Net weight	1.9 - 2.2 kg (4.2 - 4.9 lbs.)

LXT BL XPT



Phillips Bit x3, Belt Clip, Battery, Charger

## DFR550

Cordless Auto Feed Screwdriver

18V

18V LXT Li-Ion Cordless 4,000 RPM 55 mm (2-3/16") Auto Feed Screwdriver with Silent Clutch



Screw Strip	4 x 25 - 55 mm (5/32 x 1 - 2-3/16")
Driving Shank (Hex)	6.35 mm (1/4")
No Load Speed (RPM)	4,000
Dimensions (L x W x H)	424 x 80 x 238 mm (16-3/4 x 3-1/8 x 9-3/8")
Net weight	2.1 - 3.1 kg (4.6 - 6.9 lbs.)

LXT



Phillips Bit x3, Battery, Charger

## DFR452

Cordless Auto Feed Screwdriver

18V

18V LXT BL Cordless 0-6,000 RPM 41 mm (1-5/8") Auto Feed Screwdriver with Silent Clutch

new



Screw Strip	4 x 20 - 41 mm (5/32 x 13/16 - 1-5/8")
Driving Shank (Hex)	6.35 mm (1/4")
No Load Speed (RPM)	0 - 6,000
Dimensions (L x W x H)	360 x 88 x 165 - 211 mm (14-1/8 x 3-1/2 x 6-1/2 - 8-5/16")
Net weight	1.9 - 2.2 kg (4.2 - 4.9 lbs.)

LXT BL XPT




Phillips Bit x3, Belt Clip, Battery, Charger

## 6844

Auto Feed Screwdriver

470 W 3,000 RPM 75 mm (2-15/16") Auto Feed Screwdriver



Continuous rating Input	470W
Screw Strip	4 x 25 - 75 mm (5/32 x 1-3/4 - 2-15/16")
Driving Shank (Hex)	6.35 mm (1/4")
No Load Speed (RPM)	3,000
Dimensions (L x W x H)	440 x 75 x 243 mm (17-1/4 x 2-15/16 x 9-9/16")
Net weight	2.1 - 2.8 kg (4.5 - 6.2 lbs.)
Power supply cord	2.5 m (8.2 ft)



Phillips Bit x3, Belt Clip

## 6843

Auto Feed Screwdriver

470 W 6,000 RPM 55 mm (2-3/16") Auto Feed Screwdriver



Continuous rating Input	470W
Screw Strip	4 x 25 - 55 mm (5/32 x 1 - 2-3/16")
Driving Shank (Hex)	6.35 mm (1/4")
No Load Speed (RPM)	6,000
Dimensions (L x W x H)	400 x 75 x 243 mm (15-3/4 x 2-15/16 x 9-9/16")
Net weight	2 - 2.7 kg (4.4 - 6 lbs.)
Power supply cord	2.5 m (8.2 ft)



Phillips Bit x3, Belt Clip

## 6842

Auto Feed Screwdriver

470 W 4,700 RPM 55 mm (2-3/16") Auto Feed Screwdriver



Continuous rating Input	470W
Screw Strip	4 x 25 - 55 mm (5/32 x 1 - 2-3/16")
Driving Shank (Hex)	6.35 mm (1/4")
No Load Speed (RPM)	4,700
Dimensions (L x W x H)	400 x 75 x 243 mm (15-3/4 x 2-15/16 x 9-9/16")
Net weight	2 - 2.7 kg (4.4 - 6 lbs.)
Power supply cord	2.5 m (8.2 ft)



Phillips Bit x3, Belt Clip

## FS4300

Drywall Screwdriver

570 W 0-4,000 RPM Drywall Screwdriver with LED Light, Silent Clutch



Continuous rating Input	570W
Capacity	Drywall Screw: 5 mm (3/16") Self-Drilling Screw: 6 mm (1/4")
Driving Shank (Hex)	6.35 mm (1/4")
No Load Speed (RPM)	0 - 4,000
Dimensions (L x W x H)	279 x 65 x 207 mm (11 x 2-9/16 x 8-1/8")
Net weight	1.4 kg (3.1 lbs.)
Power supply cord	2.5 m (8.2 ft)

Dimensions: for countries providing noise suppressor and connect bit 60



Phillips Insert Bit, Magnetic Bit Holder

## FS4200

Drywall Screwdriver

570 W 0-4,000 RPM Drywall Screwdriver with LED Light



Continuous rating Input	570W
Capacity	Drywall Screw: 5 mm (3/16") Self-Drilling Screw: 6 mm (1/4")
Driving Shank (Hex)	6.35 mm (1/4")
No Load Speed (RPM)	0 - 4,000
Dimensions (L x W x H)	269 x 65 x 207 mm (10-5/8 x 2-9/16 x 8-1/8")
Net weight	1.4 kg (3 lbs.)
Power supply cord	2.5 m (8.2 ft)

Dimensions: for countries providing noise suppressor and connect bit 60



Phillips Insert Bit, Magnetic Bit Holder

# Screwing/Drilling

## FS4000 Drywall Screwdriver

570 W 0-4,000 RPM Drywall Screwdriver



Continuous rating Input	570W
Capacity	Drywall Screw: 5 mm (3/16") Self-Drilling Screw: 6 mm (1/4")
Driving Shank (Hex)	6.35 mm (1/4")
No Load Speed (RPM)	0 - 4,000
Dimensions (L x W x H)	269 x 65 x 207 mm (10-5/8 x 2-9/16 x 8-1/8")
Net weight	1.3 kg (2.9 lbs.)
Power supply cord	2.5 m (8.2 ft)

Dimensions: for countries providing noise suppressor and connect bit 60



Phillips Insert Bit, Magnetic Bit Holder

## FS2300 Drywall Screwdriver

570 W 0-2,500 RPM Drywall Screwdriver with LED Light, Silent Clutch



Continuous rating Input	570W
Capacity	Drywall Screw: 5 mm (3/16") Self-Drilling Screw: 6 mm (1/4")
Driving Shank (Hex)	6.35 mm (1/4")
No Load Speed (RPM)	0 - 2,500
Dimensions (L x W x H)	290 x 70 x 207 mm (11-3/8 x 2-3/4 x 8-1/8")
Net weight	1.6 kg (3.5 lbs.)
Power supply cord	2.5 m (8.2 ft)

Dimensions: for countries providing noise suppressor and connect bit 60



Phillips Insert Bit, Magnetic Bit Holder

## FS2200 Drywall Screwdriver

570 W 0-2,500 RPM Drywall Screwdriver with LED Light



Continuous rating Input	570W
Capacity	Drywall Screw: 5 mm (3/16") Self-Drilling Screw: 6 mm (1/4")
Driving Shank (Hex)	6.35 mm (1/4")
No Load Speed (RPM)	0 - 2,500
Dimensions (L x W x H)	287 x 70 x 207 mm (11-1/4 x 2-3/4 x 8-1/8")
Net weight	1.6 kg (3.5 lbs.)
Power supply cord	2.5 m (8.2 ft)

Dimensions: for countries providing noise suppressor and connect bit 60



Phillips Insert Bit, Magnetic Bit Holder

## FS6300R Drywall Screwdriver

570 W 0-6,000 RPM Drywall Screwdriver with LED Light, Silent Clutch, 15 m (50') Detachable Cord



Continuous rating Input	570W
Capacity	Drywall Screw: 4 mm (5/32")
Driving Shank (Hex)	6.35 mm (1/4")
No Load Speed (RPM)	0 - 6,000
Dimensions (L x W x H)	279 x 65 x 207 mm (11 x 2-9/16 x 8-1/8")
Net weight	1.4 kg (3.1 lbs.)
Power supply cord	4.0 m (13.1 ft)

Dimensions: for countries providing noise suppressor and connect bit 60



Phillips Insert Bit, Magnetic Bit Holder

## FS6300 Drywall Screwdriver

570 W 0-6,000 RPM Drywall Screwdriver with LED Light, Silent Clutch



Continuous rating Input	570W
Capacity	Drywall Screw: 4 mm (5/32")
Driving Shank (Hex)	6.35 mm (1/4")
No Load Speed (RPM)	0 - 6,000
Dimensions (L x W x H)	279 x 65 x 207 mm (11 x 2-9/16 x 8-1/8")
Net weight	1.4 kg (3.1 lbs.)
Power supply cord	2.5 m (8.2 ft)

Dimensions: for countries providing noise suppressor and connect bit 60



Phillips Insert Bit, Magnetic Bit Holder

## FS6200 Drywall Screwdriver

570 W 0-6,000 RPM Drywall Screwdriver with LED Light



Continuous rating Input	570W
Capacity	Drywall Screw: 4 mm (5/32")
Driving Shank (Hex)	6.35 mm (1/4")
No Load Speed (RPM)	0 - 6,000
Dimensions (L x W x H)	269 x 65 x 207 mm (10-5/8 x 2-9/16 x 8-1/8")
Net weight	1.4 kg (3 lbs.)
Power supply cord	2.5 m (8.2 ft)

Dimensions: for countries providing noise suppressor and connect bit 60



Phillips Insert Bit, Magnetic Bit Holder

## Comparison List

Model No.	No load speed (rpm)	Mechanical 3-Speed / 2-Speed	Torque Setting (High / Low)	Max. fastening torque Hard / Soft (N·m)	Overall length (mm)	Net weight (kg)	BL motor
<b>Cordless Driver Drill</b>							
DF001G	0-2,600 / 650	2-Speed	21 / 41	140 / 68	181	2.7 - 3.0 kg (5.9 - 6.6 lbs.)	●
DF002G	0-2,200 / 600	2-Speed	21	64 / 30	164	1.9 - 2.5 kg (4.2 - 5.5 lbs.)	●
DDF486	0-2,100 / 550	2-Speed	21	130 / 65	178	2.3 - 2.6 kg (5.1 - 5.7 lbs.)	●
DDF484	0-2,000 / 500	2-Speed	21	54 / 30	172	1.5 - 1.8 kg (3.3 - 4.0 lbs)	●
DDF485	0-1,900 / 500	2-Speed	21	50 / 27	169	1.4 - 1.7 kg (3.1 - 3.8 lbs.)	●
DDF487	0-1,700 / 500	2-Speed	20	40 / 25	150	1.3 - 1.6 kg (2.9 - 3.5 lbs.)	●
DDF458	0-2,000 / 400	2-Speed	21	91 / 58	225	2.1 - 2.5 kg (4.7 - 5.4 lbs)	-
DDF451	0-1,700 / 600 / 300	3-Speed	16	80 / 40	238	2.3 - 2.6 kg (5.0 - 5.7 lbs)	-
DDF482	0-1,900 / 600	2-Speed	21	62 / 36	185	1.5 - 1.8 kg (3.2 - 4.0 lbs)	-
DDF453	0-1,300 / 400	2-Speed	16	42 / 27	222	1.7 - 2.0 kg (3.7 - 4.4 lbs)	-
DDF083	0-1,700 / 500	2-Speed	20	40 / 23	124	1.1 - 1.4 kg (2.4 - 3.0 lbs)	●
DF333D	0-1,700 / 450	2-Speed	20	30 / 14	179	1.1 - 1.2 kg (2.4 - 2.7 lbs.)	-
DF033D	0-1,700 / 450	2-Speed	20	30 / 14	149	0.9 - 1.1 kg (2.1 - 2.4 lbs.)	-
DF332D	0-1,500 / 450	2-Speed	20	35 / 21	154	1 - 1.2 kg (2.3 - 2.6 lbs.)	●
DF032D	0-1,500 / 450	2-Speed	20	35 / 21	124	0.88 - 1 kg (1.9 - 2.3 lbs.)	●
DF030D	0-1,300 / 350	2-Speed	18	24 / 14	157	0.89 kg (2 lbs.)	-
DF330D	0-1,300 / 350	2-Speed	18	24 / 14	189	1 kg (2.2 lbs.)	-
DF012D	650 / 200	2-Speed	21	5.6 / 3.6	218	0.53 kg (1.2 lbs.)	-
DF001D	220	-	-	4.0 / 3.0	287	0.36 kg (0.79 lbs.)	-
DF488D	0-1,400 / 400	2-Speed	16	42 / 24	221	1.7 kg (3.7 lbs.)	-
DF347D	0-1,400 / 400	2-Speed	16	30 / 15	198	1.4 kg (3.2 lbs.)	-
<b>Cordless Hammer Driver Drill</b>							
HP001G	0-2,600 / 650	2-Speed	21 / 41	140 / 68	182	2.7 - 3.0 kg (6.0 - 6.6 lbs.)	●
HP002G	0-2,200 / 600	2-Speed	21	64 / 30	174	2.0 - 2.6 kg (4.4 - 5.7 lbs.)	●
DHP486	0-2,100 / 550	2-Speed	21	130 / 65	178	2.3 - 2.7 kg (5.1 - 6.0 lbs.)	●
DHP484	0-2,000 / 500	2-Speed	21	54 / 30	182	1.6 - 1.9 kg (3.5 - 4.2 lbs)	●
DHP485	0-1,900 / 500	2-Speed	21	50 / 27	182	1.5 - 1.8 kg (3.2 - 3.9 lbs.)	●
DHP487	0-1,700 / 500	2-Speed	20	40 / 25	164	1.4 - 1.7 kg (3.1 - 3.7 lbs.)	●
DHP458	0-2,000 / 400	2-Speed	21	91 / 58	225	2.2 - 2.6 kg (4.9 - 5.7 lbs)	-
DHP451	0-1,700 / 600 / 300	3-Speed	16	80 / 40	250	2.5 - 2.9 kg (5.6 - 6.3 lbs)	-
DHP482	0-1,900 / 600	2-Speed	21	62 / 36	198	1.5 - 1.8 kg (3.4 - 4.1 lbs)	-
DHP453	0-1,300 / 400	2-Speed	16	42 / 27	240	1.7 - 2.0 kg (3.6 - 4.4 lbs)	-
HP333D	0-1,700 / 450	2-Speed	20	30 / 14	193	1.1 - 1.3 kg (2.4 - 2.9 lbs.)	-
HP332D	0-1,500 / 450	2-Speed	20	35 / 21	168	1.1 - 1.3 kg (2.4 - 2.8 lbs.)	●
HP330D	0-1,500 / 450	2-Speed	18	24 / 12	201	1.1 kg (2.3 lbs.)	-
HP488D	0-1,400 / 400	2-Speed	16	42 / 24	239	1.8 kg (4.0 lbs.)	-
HP347D	0-1,400 / 400	2-Speed	16	30 / 15	216	1.4 kg (3.1 lbs.)	-

# Comparison List

Model No.	No load speed (rpm)	Electronic Speed	Max. fastening torque (N-m)	Overall length (mm)	Net weight (kg)	BL motor
-----------	---------------------	------------------	-----------------------------	---------------------	-----------------	----------

### Cordless Impact Driver

TD001G	0 - 3,700 / 3,200 / 2,100 / 1,100	4-Speed	220	120	1.7 - 2.0 kg (3.7 - 4.4 lbs.)	●
DTD172	0 - 3,600 / 3,200 / 2,100 / 1,100	4-Speed	180	114	1.2 - 1.5 kg (2.6 - 3.3 lbs.)	●
DTD154	0 - 3,600 / 2,100 / 1,100	3-Speed	175	117	1.3 - 1.6 kg (2.7 - 3.4 lbs)	●
DTD153	0 - 3,400	-	170	126	1.3 - 1.6 kg (2.8 - 3.5 lbs)	●
DTD157	0 - 3,000 / 1,300	2-Speed	140	133	1.2 - 1.5 kg (2.6 - 3.3 lbs)	●
DTD152	0 - 2,900	-	165	137	1.3 - 1.6 kg (2.8 - 3.5 lbs)	-
DTD156	0 - 2,500	-	155	143	1.3 - 1.6 kg (2.9 - 3.6 lbs.)	-
TD111D	0 - 3,000 / 1,300	2-Speed	135	135	0.97 - 1.1 kg (2.1 - 2.5 lbs.)	●
TD110D	0 - 2,600	-	110	153	1 - 1.2 kg (2.3 - 2.6 lbs.)	-
TD090D	0 - 2,400	-	90	155	0.92 kg (2 lbs.)	-
TD022D	0 - 2,450	-	25	227	0.55 - 0.56 kg (1.2 lbs.)	-
TD127D	0 - 2,300	-	140	173	1.5 kg (3.2 lbs.)	-
TD126D	0 - 2,400	-	135	173	1.4 kg (3.1 lbs.)	-

### Cordless 4 Mode Impact Driver (Impact-driver mode)

DTP141	0 - 2,700 / 2,200 / 1,300	3-Speed	150	171	1.5 - 1.9 kg (3.4 - 4.1 lbs)	●
--------	---------------------------	---------	-----	-----	------------------------------	---

### Cordless Oil-Pulse Driver

DTS141	0 - 3,200 / 2,000 / 1,200	3-Speed	40	136	1.3 - 1.6 kg (2.8 - 3.5 lbs)	●
--------	---------------------------	---------	----	-----	------------------------------	---

Model No.	Square drive	Max Fastening Torque (N-m)	No load speed (rpm)	Overall length (mm)	Net weight (kg)	BL motor
-----------	--------------	----------------------------	---------------------	---------------------	-----------------	----------

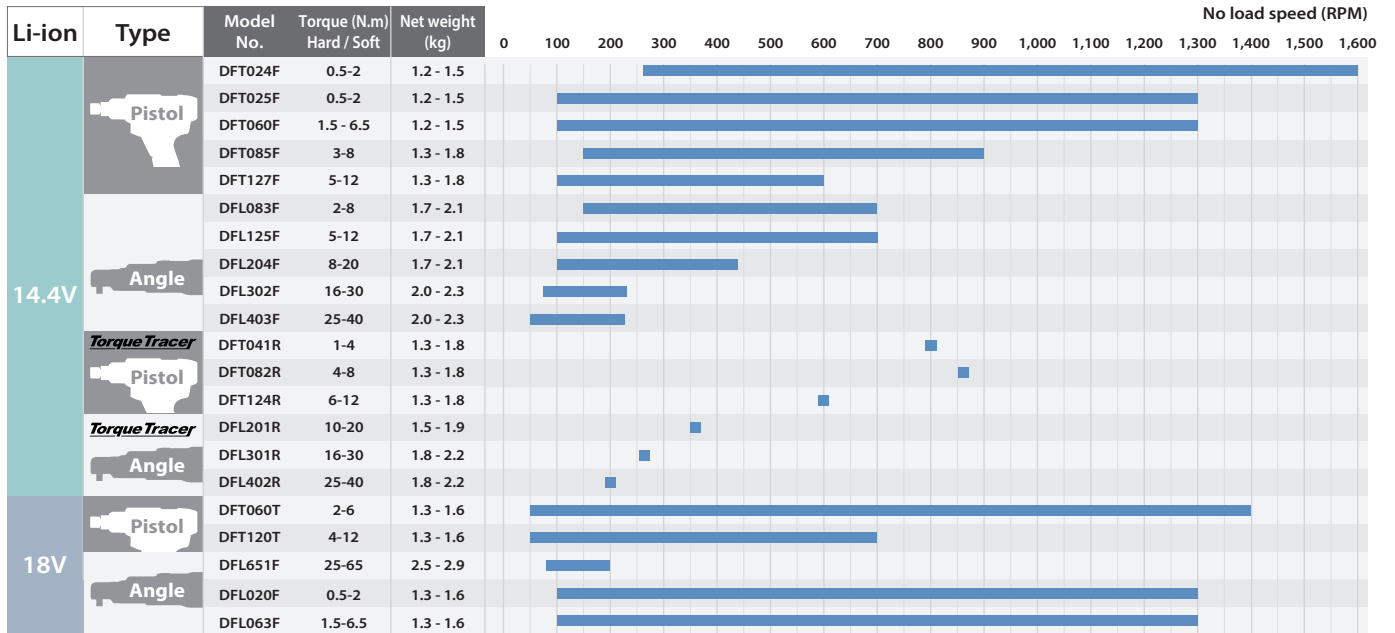
### Cordless Impact Wrench

TW001G	3/4" (19 mm)	1,800	0 - 1,800 / 1,400 / 1,150 / 950	217	3.9 - 4.2 kg (8.6 - 9.3 lbs.)	●
TW007G	1/2" (12.7 mm)	760	0 - 2,300 / 1,900 / 1,200 / 600	170	2.7 - 3.3 kg (6.0 - 7.3 lbs.)	●
TW008G	1/2" (12.7 mm)	760	0 - 2,300 / 1,900 / 1,200 / 600	170	2.7 - 3.3 kg (6.0 - 7.3 lbs.)	●
TW004G	1/2" (12.7 mm)	350	0 - 3,200 / 2,600 / 1,800 / 1,000	144	1.9 - 2.2 kg (4.2 - 4.9 lbs.)	●
TW005G	1/2" (12.7 mm)	350	0 - 3,200 / 2,600 / 1,800 / 1,000	144	1.9 - 2.2 kg (4.2 - 4.9 lbs.)	●
DTW1001	3/4" (19mm)	1,050	0 - 1,800 / 1,000 / 900	229	3.4 - 3.7 kg (7.5 - 8.2 lbs)	●
DTW1002	1/2" (12.7mm)	1,000	0 - 1,800 / 1,000 / 900	229	3.3 - 3.6 kg (7.3 - 8.0 lbs)	●
DTW800	7/16" (11.2mm) Hex.	800	0 - 1,800 / 1,000 / 900	229	3.4 - 3.7 kg (8.2 - 7.5 lbs)	●
DTW700	1/2" (12.7mm)	700	0 - 2,200 / 1,900 / 1,200 / 500	170	2.3 - 2.7 kg (5.1 - 6.0 lbs)	●
DTW701	1/2" (12.7mm)	700	0 - 2,200 / 1,900 / 1,200 / 500	170	2.3 - 2.7 kg (5.1 - 6.0 lbs)	●
DTW450	1/2" (12.7mm)	440	1,600	266	3.1 - 3.4 kg (7.6 - 6.9 lbs)	-
DTW300	1/2" (12.7mm)	330	0 - 3,200 / 2,600 / 1,800 / 1,000	144	1.5 - 1.8 kg (3.4 - 4.1 lbs.)	●
DTW301	1/2" (12.7mm)	330	0 - 3,200 / 2,600 / 1,800 / 1,000	144	1.5 - 1.8 kg (3.4 - 4.1 lbs.)	●
DTW302	3/8" (9.5 mm)	300	0 - 3,200 / 2,600 / 1,800 / 1,000	138	1.4 - 1.8 kg (3.1 - 4.0 lbs.)	●
DTW251	1/2" (12.7mm)	230	0 - 2,100	165	1.5 - 1.8 kg (3.2 - 3.9 lbs)	-
DTW253	3/8" (9.5mm)	210	0 - 2,100	155	1.3 - 1.6 kg (2.8 - 3.6 lbs)	-
DTW181	1/2" (12.7mm)	210	0 - 2,400 / 1,300	151	1.2 - 1.5 kg (2.7 - 3.4 lbs.)	●
DTW190	1/2" (12.7mm)	190	0 - 2,300	176	1.4 - 1.8 kg (3.2 - 3.9 lbs)	-
DTW180	3/8" (9.5mm)	180	0 - 2,400 / 1,300	144	1.2 - 1.5 kg (2.7 - 3.4 lbs.)	●
TW161D	1/2" (12.7 mm)	165	0 - 2,400 / 1,300	150	1.1 - 1.2 kg (2.4 - 2.7 lbs.)	●
TW160D	3/8" (9.5 mm)	160	0 - 2,400 / 1,300	144	1.0 - 1.2 kg (2.2 - 2.6 lbs.)	●
TW141D	1/2" (12.7 mm)	145	0 - 2,600	168	1.1 - 1.2 kg (2.4 - 2.7 lbs.)	-
TW140D	3/8" (9.5 mm)	140	0 - 2,600	161	1.0 - 1.2 kg (2.3 - 2.7 lbs.)	-
TW060D	1/4" (6.35 mm)	60	0 - 2,600	161	1.0 - 1.2 kg (2.2 - 2.6 lbs.)	-
TW100D	3/8" (9.5 mm)	110	0 - 2,300	163	0.95 kg (2.1 lbs.)	-

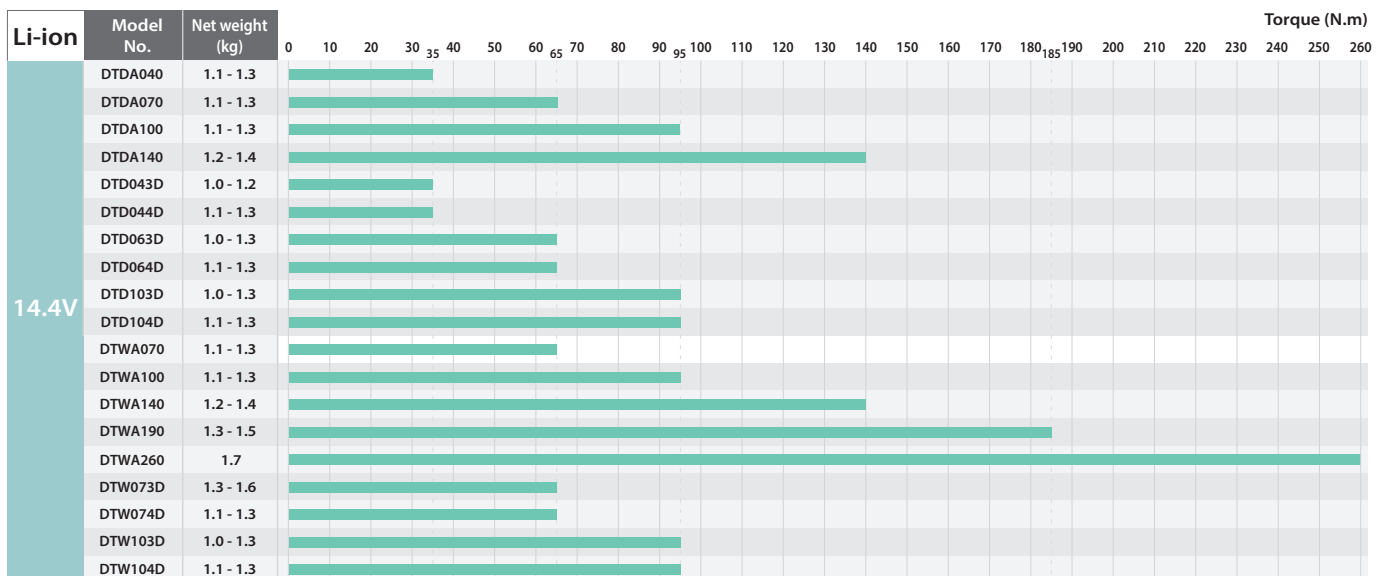


# Cordless Tools for Industry

## Screwdriver, Angle Screwdriver



## Impact Driver, Impact Wrench





## Cordless Screwdriver

### 14.4V LXT BL Brushless Cordless Screwdriver, Torque Tracer

14.4V



	DFT041R	DFT082R	DFT124R
Driving Shank (Hex)	6.35 mm (1/4")	6.35 mm (1/4")	6.35 mm (1/4")
No Load Speed (RPM)	800	860	600
Fastening Torque	Hard / Soft: 1 - 4 / 1 - 4 N·m (8.9 - 35 / 8.9 - 35 in.lbs.)	Hard / Soft: 4 - 8 / 4 - 8 N·m (35 - 71 / 35 - 71 in.lbs.)	Hard / Soft: 6 - 12 / 6 - 12 N·m (53 - 106 / 53 - 106 in.lbs.)
Dimensions (L x W x H)	191 x 72 x 266 mm (7-1/2 x 2-13/16 x 10-1/2")	191 x 72 x 266 mm (7-1/2 x 2-13/16 x 10-1/2")	191 x 72 x 266 mm (7-1/2 x 2-13/16 x 10-1/2")
Net weight	1.3 - 1.8 kg (2.9 - 4 lbs.)	1.3 - 1.8 kg (2.9 - 4 lbs.)	1.3 - 1.8 kg (2.9 - 4 lbs.)

LXT TorqueTracer BL



## Cordless Angle Screwdriver

### 14.4V LXT BL Brushless Cordless Angle Screwdriver, Torque Tracer

14.4V



	DFL201R	DFL301R	DFL402R
Driving Shank (Hex)	9.5 mm (3/8")	9.5 mm (3/8")	9.5 mm (3/8")
No Load Speed (RPM)	360	260	200
Fastening Torque	Hard / Soft: 10 - 20 / 10 - 20 N·m (88.5 - 177 / 88.5 - 177 in.lbs.)	Hard / Soft: 16 - 30 / 16 - 30 N·m (142 - 266 / 142 - 266 in.lbs.)	Hard / Soft: 25 - 40 / 25 - 40 N·m (221 - 354 / 221 - 354 in.lbs.)
Dimensions (L x W x H)	429 x 72 x 98 mm (16-7/8 x 2-13/16 x 3-7/8")	477 x 72 x 98 mm (18-3/4 x 2-13/16 x 3-7/8")	477 x 72 x 98 mm (18-3/4 x 2-13/16 x 3-7/8")
Net weight	1.5 - 1.9 kg (3.3 - 4.1 lbs.)	1.8 - 2.2 kg (4 - 4.8 lbs.)	1.8 - 2.2 kg (4 - 4.8 lbs.)

LXT TorqueTracer BL



## Cordless Screwdriver

### 18V LXT BL Brushless Programmable Cordless Screwdriver

18V

new



	DFT060T	DFT120T
No Load Speed (RPM)	50 - 1,400	50 - 700
Fastening Torque	2 - 6 N·m	4 - 12 N·m
Dimensions (L x W x H)	w/ BL1830B / BL1840B / BL1850B / BL1860B : 209 x 72 x 249 mm (6-3/8 x 2-15/16 x 10-1/8")	w/ BL1830B / BL1840B / BL1850B / BL1860B : 209 x 72 x 249 mm (6-3/8 x 2-15/16 x 10-1/8")
Net weight	1.3 - 1.6 kg	1.3 - 1.6 kg

LXT BL



## Cordless Screwdriver

### 18V LXT BL Brushless Programmable Cordless Screwdriver

18V



	DFT024F	DFT025F	DFT060F
Driving Shank (Hex)	6.35 mm (1/4")	6.35 mm (1/4")	6.35 mm (1/4")
No Load Speed (RPM)	260 - 1,600	100 - 1,300	100 - 1,300
Fastening Torque	Hard / Soft: 0.5 - 2 / 0.5 - 2 N·m (4 - 18 / 4 - 18 in.lbs.)	Hard / Soft: 0.5 - 2 / 0.5 - 2 N·m (4 - 18 / 4 - 18 in.lbs.)	Hard / Soft: 1.5 - 6.5 / 1.5 - 6.5 N·m (13 - 58 / 13 - 58 in.lbs.)
Dimensions (L x W x H)	w/ BL1830B / BL1840B / BL1850B / BL1860B : 161 x 75 x 258 mm (6-3/8 x 2-15/16 x 10-1/8")	w/ BL1830B / BL1840B / BL1850B / BL1860B : 161 x 75 x 258 mm (6-3/8 x 2-15/16 x 10-1/8")	w/ BL1830B / BL1840B / BL1850B / BL1860B : 161 x 75 x 258 mm (6-3/8 x 2-15/16 x 10-1/8")
Net weight	1.2 - 1.5 kg (2.6 - 3.3 lbs.)	1.2 - 1.5 kg (2.6 - 3.3 lbs.)	1.2 - 1.5 kg (2.6 - 3.3 lbs.)

LXT BL



Torque Adjust Tool (country-specific), USB Cable (country-specific)

## Cordless Screwdriver

### 14.4V LXT BL Brushless Programmable Cordless Screwdriver

14.4V



	DFT085F	DFT127F
Driving Shank (Hex)	6.35 mm (1/4")	6.35 mm (1/4")
No Load Speed (RPM)	150 - 900	100 - 600
Fastening Torque	Hard / Soft: 3 - 8 / 3 - 8 N·m (27 - 71 / 27 - 71 in.lbs.)	Hard / Soft: 5 - 12 / 5 - 12 N·m (44 - 106 / 44 - 106 in.lbs.)
Dimensions (L x W x H)	190 x 72 x 237 mm (7-1/2 x 2-13/16 x 9-3/8")	190 x 72 x 237 mm (7-1/2 x 2-13/16 x 9-3/8")
Net weight	1.3 - 1.8 kg (2.8 - 3.9 lbs.)	1.3 - 1.8 kg (2.8 - 3.9 lbs.)

LXT BL



Adjust Grip (country-specific), USB Cable

## Cordless Screwdriver

### 14.4V LXT Li-Ion Cordless Screwdriver

14.4V



	DFT043F	DFT083F	DFT125F
Driving Shank (Hex)	6.35 mm (1/4")	6.35 mm (1/4")	6.35 mm (1/4")
No Load Speed (RPM)	80	80	150
Fastening Torque	Hard / Soft: 1 - 4 / 1 - 4 N·m (8.9 - 35 / 8.9 - 35 in.lbs.)	Hard / Soft: 3 - 8 / 3 - 8 N·m (27 - 71 / 27 - 71 in.lbs.)	Hard / Soft: 5 - 12 / 5 - 12 N·m (44 - 106 / 44 - 106 in.lbs.)
Dimensions (L x W x H)	200 x 72 x 255 mm (7-7/8 x 2-13/16 x 10")	200 x 72 x 255 mm (7-7/8 x 2-13/16 x 10")	200 x 72 x 255 mm (7-7/8 x 2-13/16 x 10")
Net weight	1.3 - 1.8 kg (2.9 - 4 lbs.)	1.3 - 1.8 kg (2.9 - 4 lbs.)	1.3 - 1.8 kg (2.9 - 4 lbs.)

LXT



# Cordless Tools for Industry

## Cordless Angle Screwdriver

### 14.4V LXT BL Brushless Cordless Angle Screwdriver

14.4V



	<b>DFL083F</b>	<b>DFL125F</b>	<b>DFL204F</b>
Driving Shank (Square)	9.5 mm (3/8")	9.5 mm (3/8")	9.5 mm (3/8")
No Load Speed (RPM)	150 - 700	100 - 700	100 - 440
Fastening Torque	Hard / Soft: 2 - 8 / 2 - 8 N·m (18 - 71 / 18 - 71 in.lbs.)	Hard / Soft: 5 - 12 / 5 - 12 N·m (44 - 106 / 44 - 106 in.lbs.)	Hard / Soft: 8 - 20 / 8 - 20 N·m (71 - 177 / 71 - 177 in.lbs.)
Dimensions (L x W x H)	w/ BL1430(B) / BL1440 / BL1450 / BL1460B : 481 x 74 x 98 mm (19 x 2-15/16 x 3-7/8")	w/ BL1430(B) / BL1440 / BL1450 / BL1460B : 481 x 74 x 98 mm (19 x 2-15/16 x 3-7/8")	w/ BL1430(B) / BL1440 / BL1450 / BL1460B : 481 x 74 x 98 mm (19 x 2-15/16 x 3-7/8")
Net weight	1.7 - 2.1 kg (3.8 - 4.7 lbs.)	1.7 - 2.1 kg (3.8 - 4.7 lbs.)	1.7 - 2.1 kg (3.8 - 4.7 lbs.)

Adjust Grip (country-specific), Protector (country-specific), USB Cable

## Cordless Angle Screwdriver

### 14.4V LXT BL Brushless Cordless Angle Screwdriver

14.4V



	<b>DFL302F</b>	<b>DFL403F</b>
Driving Shank (Square)	9.5 mm (3/8")	9.5 mm (3/8")
No Load Speed (RPM)	70 - 230	50 - 220
Fastening Torque	Hard / Soft: 16 - 30 / 16 - 30 N·m (142 - 266 / 142 - 266 in.lbs.)	Hard / Soft: 25 - 40 / 25 - 40 N·m (221 - 354 / 221 - 354 in.lbs.)
Dimensions (L x W x H)	w/ BL1430(B) / BL1440 / BL1450 / BL1460B : 518 x 74 x 98 mm (20-3/8 x 2-15/16 x 3-7/8")	w/ BL1430(B) / BL1440 / BL1450 / BL1460B : 518 x 74 x 98 mm (20-3/8 x 2-15/16 x 3-7/8")
Net weight	2 - 2.3 kg (4.4 - 5.2 lbs.)	2 - 2.3 kg (4.4 - 5.2 lbs.)

Adjust Grip (country-specific), Protector (country-specific), USB Cable

## Cordless Angle Screwdriver

### 18V LXT BL Brushless Cordless Angle Screwdriver

18V



	<b>DFL020F</b>	<b>DFL063F</b>	<b>DFL651F</b>
Driving Shank (Square)	9.5 mm (3/8")	9.5 mm (3/8")	9.5 / 12.7 mm (3/8 / 1/2")
No Load Speed (RPM)	100 - 1,300	180 - 1,300	80 - 200
Fastening Torque	Hard / Soft: 0.5 - 2 / 0.5 - 2 N·m (4 - 18 / 4 - 18 in.lbs.)	Hard / Soft: 1.5 - 6.5 / 1.5 - 6.5 N·m (13 - 58 / 13 - 58 in.lbs.)	Hard / Soft: 25 - 65 / 25 - 65 N·m (220 - 580 / 220 - 580 in.lbs.)
Dimensions (L x W x H)	w/ BL1830B / BL1840B / BL1850B / BL1860B : 397 x 74 x 116 mm (15-5/8 x 2-5/16 x 4-9/16")	w/ BL1830B / BL1840B / BL1850B / BL1860B : 397 x 74 x 116 mm (15-5/8 x 2-5/16 x 4-9/16")	w/ BL1830B / BL1840B / BL1850B / BL1860B : 600 x 75 x 116 mm (23-5/8 x 2-15/16 x 4-9/16")
Net weight	1.3 - 1.6 kg (2.9 - 3.5 lbs.)	1.3 - 1.7 kg (2.9 - 3.8 lbs.)	2.5 - 2.9 kg (5.5 - 6.5 lbs.)

DFL020F / DFL063F: Torque Adjust Tool (country-specific), USB Cable (country-specific), Protector (country-specific)

DFL651F: Torque Adjust Tool, USB Cable

## Cordless Impact Driver

### 14.4V LXT BL Brushless Cordless Impact Driver

14.4V



	<b>DTDA040</b>	<b>DTDA070</b>	<b>DTDA100</b>	<b>DTDA140</b>
Capacity	Standard Bolt : M5 - M10 (3/16 - 3/8") High Strength Bolt : M5 - M8 (3/16 - 5/16")	Standard Bolt: M5 - M12 (3/16 - 1/2") High Strength Bolt : M5 - M10 (3/16 - 3/8")	Standard Bolt: M5 - M12 (3/16 - 1/2") High Strength Bolt : M5 - M10 (3/16 - 3/8")	Standard Bolt: M6 - M16 (1/4 - 5/8") High Strength Bolt : M6 - M12 (1/4 - 1/2")
No Load Speed (RPM)	0 - 2,400	0 - 2,500	0 - 2,700	0 - 2,700
Impacts Per Minute (IPM)	0 - 3,700	0 - 3,700	0 - 3,300	0 - 3,300
Max Fastening Torque	35 N·m (310 in.lbs.)	65 N·m (575 in.lbs.)	95 N·m (840 in.lbs.)	140 N·m (1,240 in.lbs.)
Dimensions (L x W x H)	w/ BL1430(B) / BL1440 / BL1450 / BL1460B : 139 x 74 x 256 mm (5-1/2 x 2-15/16 x 10-1/8")	w/ BL1430(B) / BL1440 / BL1450 / BL1460B : 139 x 74 x 256 mm (5-1/2 x 2-15/16 x 10-1/8")	w/ BL1430(B) / BL1440 / BL1450 / BL1460B : 146 x 74 x 256 mm (5-3/4 x 2-15/16 x 10-1/8")	w/ BL1430(B) / BL1440 / BL1450 / BL1460B : 146 x 74 x 256 mm (5-3/4 x 2-15/16 x 10-1/8")
Net weight	1.1 - 1.4 kg (2.4 - 3.1 lbs.)	1.1 - 1.4 kg (2.4 - 3.1 lbs.)	1.2 - 1.5 kg (2.7 - 3.3 lbs.)	1.2 - 1.5 kg (2.7 - 3.3 lbs.)

## Cordless Impact Driver

### LXT BL Brushless Cordless Impact Driver

14.4V

9.6V

DTD104 /  
DTD064 / DTD104 /  
DTD044 DTD064



▲ DTD104 / DTD064 / DTD044



	<b>DTD104</b> 14.4V	<b>DTD064</b> 14.4V	<b>BTD040</b> 9.6V	<b>DTD044</b> 14.4V
Capacity	Machine Screw : M4 - M8 (5/32 - 5/16") Standard Bolt : M5 - M12 (3/16 - 1/2") High Strength Bolt : M5 - M10 (3/16 - 3/8")	Machine Screw : M4 - M8 (5/32 - 5/16") Standard Bolt : M5 - M10 (3/16 - 3/8") High Strength Bolt : M5 - M6 (3/16 - 1/4")	Machine Screw : M4 - M8 (5/32 - 5/16") Standard Bolt : M5 - M10 (3/16 - 3/8") High Strength Bolt : M5 - M8 (3/16 - 5/16")	Machine Screw : M4 - M8 (5/32 - 5/16") Standard Bolt : M5 - M10 (3/16 - 3/8") High Strength Bolt : M5 - M6 (3/16 - 1/4")
No Load Speed (RPM)	0 - 2,700	0 - 2,500	0 - 2,500	0 - 2,700
Impacts Per Minute (IPM)	0 - 3,500	0 - 3,500	0 - 3,500	0 - 3,500
Max Fastening Torque	95 N·m (841 in.lbs.)	35 N·m (310 in.lbs.)	40 N·m (354 in.lbs.)	35 N·m (310 in.lbs.)
Dimensions (L x W x H)	144 x 74 x 216 mm (5-5/8 x 2-15/16 x 8-1/2")	144 x 74 x 216 mm (5-5/8 x 2-15/16 x 8-1/2")	164 mm (6-7/16")	144 x 74 x 216 mm (5-5/8 x 2-15/16 x 8-1/2")
Net weight	1.1 - 1.3 kg (2.3 - 2.9 lbs.)	1 kg (2.3 lbs.)	1.1 - 1.3 kg (2.4 - 2.8 lbs.)	1 kg (2.3 lbs.)

DTW103 / DTW073: Compatible with only batteries with battery fuel gauge.

## Cordless Impact Driver

### 14.4V LXT Li-Ion Cordless Impact Driver

14.4V



	<b>DTD103</b>	<b>DTD063</b>	<b>DTD043</b>
Capacity	Machine Screw : M4 - M8 (5/32 - 5/16") Standard Bolt : M5 - M12 (3/16 - 1/2") High Strength Bolt : M5 - M10 (3/16 - 3/8")	Machine Screw : M4 - M8 (5/32 - 5/16") Standard Bolt : M5 - M12 (3/16 - 1/2") High Strength Bolt : M5 - M10 (3/16 - 3/8")	Machine Screw : M4 - M8 (5/32 - 5/16") Standard Bolt : M5 - M10 (3/16 - 3/8") High Strength Bolt : M5 - M6 (3/16 - 1/4")
No Load Speed (RPM)	0 - 2,700	0 - 2,500	0 - 2,700
Impacts Per Minute (IPM)	0 - 3,500	0 - 3,500	0 - 3,500
Max Fastening Torque	95 N·m (841 in.lbs.)	65 N·m (575 in.lbs.)	35 N·m (310 in.lbs.)
Dimensions (L x W x H)	144 x 74 x 216 mm (5-5/8 x 2-15/16 x 8-1/2")	144 x 74 x 216 mm (5-5/8 x 2-15/16 x 8-1/2")	144 x 74 x 216 mm (5-5/8 x 2-15/16 x 8-1/2")
Net weight	1 - 1.3 kg (2.3 - 2.8 lbs.)	1 - 1.3 kg (2.3 - 2.8 lbs.)	1 - 1.2 kg (2.2 - 2.7 lbs.)

Compatible with only batteries with battery fuel gauge.

# Cordless Tools for Industry

## Cordless Impact Driver

### BL Brushless Cordless Impact Driver

12V max 10.8V



	TD112D 12V max	TD091D 10.8V
Capacity	Standard Bolt: M5 - M14 (3/16 - 9/16") High Strength Bolt: M5 - M12 (3/16 - 1/2")	Machine Screw: M4 - M8 (5/32 - 5/16") Standard Bolt: M5 - M12 (3/16 - 1/2") High Strength Bolt: M5 - M10 (3/16 - 3/8") Coarse thread (in length): 22 - 90 mm (7/8 - 3-1/2")
Hex Shank	6.35 mm (1/4")	-
No Load Speed (RPM)	Hard / Soft: 0 - 3,000 / 0 - 2,000	0 - 2,400
Impacts Per Minute (IPM)	Hard / Soft: 0 - 3,900 / 0 - 3,300	0 - 3,000
Max Fastening Torque	Hard: 135 N-m (1,200 in.lbs.) / Soft: 80 N-m (700 in.lbs.)	90 N-m (800 in.lbs.)
Dimensions (L x W x H)	w/ BL1016/BL1021B: 145 x 64 x 221 mm (5-3/4 x 2-1/2 x 8-3/4")	134 x 54 x 200 mm (5-1/4 x 2-1/8 x 7-7/8")
Net weight	0.99 - 1.2 kg (2.2 - 2.6 lbs.)	0.86 kg (1.9 lbs.)

TD091D: Charger, Battery

## Cordless Impact Wrench

### 14.4V LXT BL Brushless Cordless Impact Wrench

14.4V



	DTWA070	DTWA100	DTWA140	DTWA190
Square Drive	9.5 mm (3/8")	9.5 mm (3/8")	12.7 mm (1/2")	12.7 mm (1/2")
Capacity	Standard Bolt : M5 - M12 (3/16 - 1/2") High Strength Bolt : M5 - M10 (3/16 - 3/8")	Standard Bolt : M5 - M12 (3/16 - 1/2") High Strength Bolt : M5 - M10 (3/16 - 3/8")	Standard Bolt : M6 - M16 (1/4 - 5/8") High Strength Bolt : M6 - M12 (1/4 - 1/2")	Standard Bolt : M8 - M16 (5/16 - 5/8") High Strength Bolt : M8 - M14 (5/16 - 9/16")
No Load Speed (RPM)	0 - 2,500	0 - 2,700	0 - 2,700	0 - 2,600
Impacts Per Minute (IPM)	0 - 3,700	0 - 3,300	0 - 3,300	0 - 3,000
Max Fastening Torque	65 N-m (48 ft.lbs.)	95 N-m (70 ft.lbs.)	140 N-m (103 ft.lbs.)	185 N-m (136 ft.lbs.)
Dimensions (L x W x H)	w/ BL1430(B) / BL1440 / BL1450 / BL1460B : 144 x 74 x 256 mm (5-5/8 x 2-15/16 x 10-1/8")	w/ BL1430(B) / BL1440 / BL1450 / BL1460B : 158 x 74 x 256 mm (6-1/4 x 2-15/16 x 10-1/8")	w/ BL1430(B) / BL1440 / BL1450 / BL1460B : 158 x 74 x 256 mm (6-1/4 x 2-15/16 x 10-1/8")	w/ BL1430(B) / BL1440 / BL1450 / BL1460B : 158 x 74 x 256 mm (6-1/4 x 2-15/16 x 10-1/8")
Net weight	1.1 - 1.4 kg (2.4 - 3.1 lbs.)	1.2 - 1.5 kg (2.7 - 3.3 lbs.)	1.2 - 1.5 kg (2.7 - 3.3 lbs.)	1.3 - 1.6 kg (2.9 - 3.5 lbs.)

## Cordless Impact Wrench

### 14.4V LXT BL Brushless Cordless Impact Wrench

14.4V



	DTW104	DTW074
Square Drive	9.5 mm (3/8")	9.5 mm (3/8")
Capacity	Standard Bolt : M5 - M12 (3/16 - 1/2") High Strength Bolt : M5 - M10 (3/16 - 3/8")	Standard Bolt : M5 - M12 (3/16 - 1/2") High Strength Bolt : M5 - M10 (3/16 - 3/8")
No Load Speed (RPM)	0 - 2,700	0 - 2,500
Impacts Per Minute (IPM)	0 - 3,500	0 - 3,500
Max Fastening Torque	95 N-m (841 in.lbs.)	65 N-m (575 in.lbs.)
Dimensions (L x W x H)	144 x 74 x 216 mm (5-5/8 x 2-15/16 x 8-1/2")	144 x 74 x 216 mm (5-5/8 x 2-15/16 x 8-1/2")
Net weight	1.1 - 1.3 kg (2.3 - 2.9 lbs.)	1.1 - 1.3 kg (2.3 - 2.9 lbs.)

## Cordless Impact Wrench

### 14.4V LXT Li-Ion Cordless Impact Wrench

14.4V




	DTW103	DTW073
Capacity	Standard Bolt : M5 - M12 (3/16 - 1/2") High Strength Bolt : M5 - M10 (3/16 - 3/8")	Standard Bolt : M5 - M12 (3/16 - 1/2") High Strength Bolt : M5 - M10 (3/16 - 3/8")
No Load Speed (RPM)	0 - 2,700	0 - 2,500
Impacts Per Minute (IPM)	0 - 3,500	0 - 3,500
Max Fastening Torque	95 N-m (841 in.lbs.)	65 N-m (575 in.lbs.)
Dimensions (L x W x H)	144 x 74 x 216 mm (5-5/8 x 2-15/16 x 8-1/2")	144 x 74 x 216 mm (5-5/8 x 2-15/16 x 8-1/2")
Net weight	1 - 1.3 kg (2.3 - 2.8 lbs.)	1.3 - 1.6 kg (2.9 - 3.5 lbs.)

Compatible with only batteries with battery fuel gauge

# PRODUCTS

## Stirring



-  Double Insulation
-  Variable Speed
-  Mechanical 2-Speed
-  Soft Start
-  Carrying Case

# Stirring

## VR001C Battery Powered Concrete Vibrator

new



Vibrating unit	43 mm (1-11/16")
Flexible Shaft Assembly	1,500 mm
Length	
Vibrations Per Minute (VPM)	12,000
Net weight	11.8 kg (26.0 lbs.)

## VR002C Battery Powered Concrete Vibrator

new



Vibrating unit	43 mm (1-11/16")
Flexible Shaft Assembly	3,000 mm
Length	
Vibrations Per Minute (VPM)	12,000
Net weight	12.9 kg (28.4 lbs.)

## VR003C Battery Powered Concrete Vibrator

new



Vibrating unit	52 mm (2")
Flexible Shaft Assembly	1,500 mm
Length	
Vibrations Per Minute (VPM)	12,000
Net weight	12.6 kg (27.8 lbs.)

## VR004C Battery Powered Concrete Vibrator

new



Vibrating unit	52 mm (2")
Flexible Shaft Assembly	3,000 mm
Length	
Vibrations Per Minute (VPM)	12,000
Net weight	13.7 kg (30.2 lbs.)

## DVR850 Cordless Concrete Vibrator

18V

### 18V LXT Li-Ion Cordless 2.4 m (8.0 ft) Concrete Vibrator



Diameter of vibrator	25 mm (1")
Flexible Shaft Assembly	2,400 mm (8 ft)
Length	
Vibrations Per Minute (VPM)	12,500
Dimensions (L x W x H)	2,683 x 93 x 250 mm (105-1/2 x 3-5/8 x 9-7/8")
Net weight	4.5 - 5.5 kg (9.9 - 12 lbs.)

LXT

## DVR450 Cordless Concrete Vibrator

18V

### 18V LXT Li-Ion Cordless 1.2 m (4.0 ft) Concrete Vibrator



Diameter of vibrator	25 mm (1")
Flexible Shaft Assembly	1,200 mm (4.0 ft)
Length	
Vibrations Per Minute (VPM)	13,000
Dimensions (L x W x H)	1,483 x 93 x 250 mm (58-1/2 x 3-5/8 x 9-7/8")
Net weight	3.3 - 3.8 kg (7.3 - 8.3 lbs.)

LXT

Charger, Battery, Carrying case for battery and charger

Charger, Battery, Carrying case for battery and charger

## DVR350 Cordless Concrete Vibrator

18V

### 18V LXT Li-Ion Cordless 80 cm (2.6 ft) Concrete Vibrator



Diameter of vibrator	25 mm (1")
Flexible Shaft Assembly	800 mm (2.6 ft)
Length	
Vibrations Per Minute (VPM)	13,000
Dimensions (L x W x H)	1,083 x 93 x 250 mm (42-3/4 x 3-5/8 x 9-7/8")
Net weight	2.9 - 3.3 kg (6.5 - 7.4 lbs.)

LXT

Charger, Battery, Carrying case for battery and charger

## DUT130 Cordless Mixer

18V

### 18V LXT BL Brushless 165 mm (6-1/2") Variable 2-Speed Mixer



Blade Diameter	165 mm (6-1/2")
Shank size of tool holder portion	M12 or M14
No Load Speed (RPM)	High / Low: 0 - 1,300 / 0 - 350
Dimensions (L x W x H)	w/ Mixing Blade: 916 x 89 x 231 mm (36 x 3-1/2 x 9-1/8") w/o Mixing Blade: 320 x 89 x 231 mm (12-5/8 x 3-1/2 x 9-1/8")
Net weight	2.5 - 2.8 kg (5.6 - 6.3 lbs.)

LXT BL XPT



Mixing Blade, Shaft, Shaft Holder (country-specific), Grip, Front Cover, Wrenches, Battery, Charger

# Stirring

## DUT131

Cordless Mixer

18V

18V LXT BL Brushless Variable 2-Speed Mixer with Keyed Chuck



Chuck Capacity	1.5 - 13 mm (1/16 - 1/2")
No Load Speed (RPM)	High / Low: 0 - 1,300 / 0 - 350
Dimensions (L x W x H)	307 x 89 x 231 mm (12-1/8 x 3-1/2 x 9-1/8")
Net weight	2.7 - 3.0 kg (5.8 - 6.6 lbs.)

LXT BL XPT



Front Cover, Grip, Chuck Key, Battery, Charger

## UT2204

Mixer

220 mm (8-5/8") 850 W Mixer



Continuous rating Input	850W
Blade Diameter	220 mm (8-5/8")
No Load Speed (RPM)	550
Dimensions (L x W x H)	929 x 89 x 152 mm (36-1/2 x 3-1/2 x 6")
Net weight	2.7 kg (5.9 lbs.)
Power supply cord	2.5 m (8.2 ft)



Wrenches, Side Grip

## UT1305

Mixer

165 mm (6-1/2") 850 W Mixer



Continuous rating Input	850W
Blade Diameter	165 mm (6-1/2")
No Load Speed (RPM)	1,300
Dimensions (L x W x H)	942 x 87 x 152 mm (37 x 3-7/16 x 6")
Net weight	2.6 kg (5.7 lbs.)
Power supply cord	2.5 m (8.2 ft)



Wrenches, Side Grip

## UT1600

Power Mixer

180 mm (7-1/8") 1,800 W Variable 2-Speed Power Mixer



Continuous rating Input	1,800W
Mixing Capacity	90 kg
Blade Diameter	180 mm (7-1/8")
No Load Speed (RPM)	High / Low: 0 - 970 / 0 - 440
Dimensions (L x W x H)	430 x 180 x 349 mm (17 x 7-1/8 x 13-3/4")
Net weight	7.1 kg (15.7 lbs.)
Power supply cord	3.2 m (10.3 ft)



Wrenches, Side Grip

## UT1401

Power Mixer

140 mm (5-1/2") 1,300 W Variable 2-Speed Power Mixer



Continuous rating Input	1,300W
Mixing Capacity	60 kg
Blade Diameter	140 mm (5-1/2")
No Load Speed (RPM)	High / Low: 0 - 730 / 0 - 400
Dimensions (L x W x H)	430 x 180 x 349 mm (17 x 7-1/8 x 13-3/4")
Net weight	5.5 kg (12.1 lbs.)
Power supply cord	3.2 m (10.3 ft)



Wrenches, Side Grip

## UT1400

Power Mixer

140 mm (5-1/2") 1,300 W Variable Speed Power Mixer



Continuous rating Input	1,300W
Mixing Capacity	50 kg
Blade Diameter	140 mm (5-1/2")
No Load Speed (RPM)	0 - 900
Dimensions (L x W x H)	430 x 180 x 305 mm (17 x 7-1/8 x 12")
Net weight	5.2 kg (11.5 lbs.)
Power supply cord	3.2 m (10.3 ft)



Wrenches, Side Grip

## UT1200

Power Mixer

120 mm (4-3/4") 960 W Variable Speed Power Mixer



Continuous rating Input	960W
Mixing Capacity	40 kg
Blade Diameter	120 mm (4-3/4")
No Load Speed (RPM)	0 - 590
Dimensions (L x W x H)	345 x 180 x 295 mm (13-5/8 x 7-1/8 x 11-5/8")
Net weight	3.2 kg (7 lbs.)
Power supply cord	3.2 m (10.3 ft)



Wrenches, Side Grip



# PRODUCTS

## Hammer drilling/Chiselling



-  Double Insulation
-  Variable Speed
-  Brake
-  Reversing
-  Mechanical 2-Speed
-  Keyless Chuck
-  SDS-PLUS Shank
-  SDS-MAX Shank
-  17mm Hex Shank
-  19mm Hex Shank
-  21mm Hex Shank
-  28.6mm Hex Shank
-  30mm Hex Shank
-  Spline Shank
-  Torque Limiter
-  Constant Speed
-  Soft Start
-  Dust Collection
-  Built-in Job Light
-  Carrying Case

# Hammer drilling/Chiselling

## HR006G Cordless Rotary Hammer 40V max x2

40Vmax X2 (80Vmax) XGT BL AFT AWS AVT SOFT NO LOAD Cordless 52 mm (2-1/16") 21.4 J Rotary Hammer, SDS-MAX Bits

Impact Energy	EPTA-Procedure 05/2009: 21.4 J
Capacity	Concrete (w/ TCT Bit): 52 mm (2-1/16")
Blows Per Minute (BPM)	1,100 - 2,250
No Load Speed (RPM)	150 - 310
Dimensions (L x W x H)	w/ BL4040: 610 x 140 x 337 mm (24 x 5-1/2 x 13-1/4")
Net weight	12.9 - 14.3 kg (28.4 - 31.5 lbs.)



XGT BL AFT AWS AVT SOFT NOLOAD XPT



Side Handle, Side Grip, Depth Gauge, Bit Grease, Cloth, Wireless Unit (country-specific), Wireless Unit Adapter (country-specific), Battery, Charger

## HR002G Cordless Combination Hammer 40V max

40Vmax XGT BL AFT AWS AVT SOFT NO LOAD Cordless 28 mm (1-1/8") Combination Hammer, SDS-PLUS Bits, Quick Change Chuck

Impact Energy	EPTA-Procedure 05/2009: 2.9 J
Capacity	Concrete / Steel / Wood / Core Bit / Diamond Core Bit (Dry Type): 28 / 13 / 32 / 54 mm (1-1/8" / 1/2" / 1-1/4" / 2-1/8" / 2-9/16") Masonry: 28 mm (1-1/8") Wood (Self-Feed Bit): 32 mm (1-1/4")
Blows Per Minute (BPM)	0 - 5,000
No Load Speed (RPM)	0 - 980
Chuck Capacity	1.5 - 13 mm (1/16" - 1/2")
Dimensions (L x W x H)	w/ BL4020 / BL4025: 389 x 102 x 232 mm (15-1/4 x 4 x 9-1/8") w/ BL4040: 404 x 102 x 238 mm (15-7/8 x 4 x 9-3/8")
Net weight	4.1 - 4.6 kg (9.0 - 10.1 lbs.)



XGT BL AFT AWS AVT SOFT NOLOAD XPT



Quick change drill chuck

Side Grip, Depth Gauge, Battery, Charger, Wireless Unit (country-specific), Dust Cup (country-specific), Cleaning cloth (country-specific), Bit Grease (country-specific)

## HR001G Cordless Combination Hammer 40V max

40Vmax XGT BL AFT AWS AVT SOFT NO LOAD Cordless 28 mm (1-1/8") Combination Hammer, SDS-PLUS Bits

Impact Energy	EPTA-Procedure 05/2009: 2.8 J
Capacity	Concrete / Steel / Wood / Core Bit / Diamond Core Bit (Dry Type): 28 / 13 / 32 / 54 / 65 mm (1-1/8" / 1/2" / 1-1/4" / 2-1/8" / 2-9/16") Masonry: 28 mm (1-1/8") Wood (Self-Feed Bit): 32 mm (1-1/4")
Blows Per Minute (BPM)	0 - 5,000
No Load Speed (RPM)	0 - 980
Chuck Capacity	1.5 - 13 mm (1/16" - 1/2")
Dimensions (L x W x H)	w/ BL4020 / BL4025: 358 x 102 x 232 mm (14-1/8 x 4 x 9-1/8") w/ BL4040: 373 x 102 x 238 mm (14-3/4 x 4 x 9-3/8")
Net weight	3.9 - 4.6 kg (8.6 - 10.1 lbs.)



XGT BL AFT AWS AVT SOFT NOLOAD XPT



Side Grip, Depth Gauge, Battery, Charger, Wireless Unit (country-specific), Dust Cup (country-specific), Cleaning cloth (country-specific), Bit Grease (country-specific)

## HR004G Cordless Combination Hammer 40V max

40Vmax XGT BL AVT Cordless 28 mm (1-1/8") Combination Hammer, SDS-PLUS Bits, Quick Change Chuck

Impact Energy	EPTA-Procedure 05/2009: 2.9 J
Capacity	Concrete / Steel / Wood / Core Bit / Diamond Core Bit (Dry Type): 28 / 13 / 32 / 54 / 65 mm (1-1/8" / 1/2" / 1-1/4" / 2-1/8" / 2-9/16") Masonry: 28 mm (1-1/8") Wood (Self-Feed Bit): 32 mm (1-1/4")
Blows Per Minute (BPM)	0 - 5,000
No Load Speed (RPM)	0 - 980
Chuck Capacity	1.5 - 13 mm (1/16" - 1/2")
Dimensions (L x W x H)	w/ BL4020 / BL4025: 389 x 102 x 232 mm (15-1/4 x 4 x 9-1/8") w/ BL4040: 404 x 102 x 238 mm (15-7/8 x 4 x 9-3/8")
Net weight	4.0 - 4.5 kg (8.8 - 9.9 lbs.)



XGT BL AVT XPT



Quick change drill chuck

Side Grip, Depth Gauge, Battery, Charger, Dust Cup (country-specific), Cleaning cloth (country-specific), Bit Grease (country-specific)

## HR003G Cordless Combination Hammer 40V max

40Vmax XGT BL AVT Cordless 28 mm (1-1/8") Combination Hammer, SDS-PLUS Bits

Impact Energy	EPTA-Procedure 05/2009: 2.8 J
Capacity	Concrete / Steel / Wood / Core Bit / Diamond Core Bit (Dry Type): 28 / 13 / 32 / 54 mm (1-1/8" / 1/2" / 1-1/4" / 2-1/8" / 2-9/16") Masonry: 28 mm (1-1/8") Wood (Self-Feed Bit): 32 mm (1-1/4")
Blows Per Minute (BPM)	0 - 5,000
No Load Speed (RPM)	0 - 980
Chuck Capacity	1.5 - 13 mm (1/16" - 1/2")
Dimensions (L x W x H)	w/ BL4020 / BL4025: 358 x 121 x 232 mm (14-1/8 x 4-3/4 x 9-1/8") w/ BL4040: 373 x 102 x 238 mm (14-3/4 x 4 x 9-3/8")
Net weight	3.9 - 4.6 kg (8.6 - 10.1 lbs.)



XGT BL AVT XPT



Side Grip, Depth Gauge, Battery, Charger, Dust Cup (country-specific), Cleaning cloth (country-specific), Bit Grease (country-specific)

## Dust Collection System

### DX12

model: HR001G / HR003G



### DX14

model: HR002G / HR004G



**HEPA**  
filter

## HR007G Cordless Combination Hammer 40V max

40Vmax XGT BL AFT AWS AVT Cordless 28 mm (1-1/8") Combination Hammer, SDS-PLUS Bits

new

Impact Energy	EPTA-Procedure 05/2009: 3.0 J
Capacity	Masonry: 28 mm (1-1/8")
Blows Per Minute (BPM)	0 - 5,000
No Load Speed (RPM)	0 - 980
Dimensions (L x W x H)	w/ BL4020 / BL4025: 458 x 101 x 234 mm (18 x 4 x 9-1/4") w/ BL4040: 473 x 101 x 240 mm (18-5/8 x 4 x 9-1/2")
Net weight	3.8 - 4.8 kg (8.4 - 10.6 lbs.)



XGT BL AFT AWS AVT XPT



Side Grip, Depth Gauge, Battery, Charger, Cloth, Grease vessel

## Dust Collection System

### DX15

model: HR007G



**HEPA**  
filter



# Hammer drilling/Chiselling

## HR009G Cordless Combination Hammer 40V max

40Vmax XGT BL AFT AWS AVT Cordless 30 mm (1-3/16") Combination Hammer, SDS-PLUS Bits, Quick Change Drill Chuck

**new**



Impact Energy	EPTA-Procedure: 3.9 J
Capacity	Concrete / Steel / Wood / Core Bit / Diamond Core Bit (Dry Type): 30 / 13 / 32 / 80 / 80 mm (1-3/16 / 1/2 / 1-1/4 / 3-1/8 / 3-1/8")
Blows Per Minute (BPM)	0 - 4,500
No Load Speed (RPM)	0 - 840
Chuck Capacity	1.5 - 13 mm (1/16 - 1/2")
Dimensions (L x W x H)	w/ BL4040: 438 x 103 x 242 mm (17-1/4 x 4-1/16 x 9-1/2")
Net weight	5.2 - 6.1 kg (11.5 - 13.5 lbs.)

XGT BL AFT AWS AVT XPT



Quick change drill chuck

Quick Change Drill Chuck, Side Grip, Depth Gauge, Battery, Charger

## HR008G Cordless Combination Hammer 40V max

40Vmax XGT BL AFT AWS AVT Cordless 30 mm (1-3/16") Combination Hammer, SDS-PLUS Bits

**new**



Impact Energy	EPTA-Procedure: 3.9 J
Capacity	Concrete / Steel / Wood / Core Bit / Diamond Core Bit (Dry Type): 30 / 13 / 32 / 80 / 80 mm (1-3/16 / 1/2 / 1-1/4 / 3-1/8 / 3-1/8")
Blows Per Minute (BPM)	0 - 4,500
No Load Speed (RPM)	0 - 840
Chuck Capacity	1.5 - 13 mm (1/16 - 1/2")
Dimensions (L x W x H)	w/ BL4040: 422 x 103 x 242 mm (16-5/8 x 4-1/16 x 9-1/2")
Net weight	5.2 - 6.2 kg (11.5 - 13.7 lbs.)

XGT BL AFT AWS AVT XPT



Side Grip, Depth Gauge, Battery, Charger

## Dust Collection System

**DX11**

model: HR009G / HR3012FC



**DX10**

model: HR008G / HR3011FC



**HEPA filter**

## HR005G Cordless Rotary Hammer 40V max

40Vmax XGT BL AFT AWS AVT SOFT NO LOAD Cordless 40 mm (1-9/16") Rotary Hammer, SDS-Max Bits, Twin LED Lights



Impact Energy	EPTA-Procedure 05/2009: 8 J
Capacity	Concrete (w/ TCT Bit): 40 mm (1-9/16")
Blows Per Minute (BPM)	1,450 - 2,900
No Load Speed (RPM)	250 - 500
Dimensions (L x W x H)	w/ BL4020 / BL4025: 484 x 115 x 286 mm (19 x 4-1/2 x 11-1/4")
	w/ BL4040: 500 x 115 x 286 mm (19-3/4 x 4-1/2 x 11-1/4")
	w/ BL4050F: 520 x 115 x 305 mm (20-1/2 x 4-1/2 x 12")
Net weight	7.4 - 8.2 kg (16.3 - 18.1 lbs.)

XGT BL AFT AWS AVT SOFT NOLOAD XPT



Side Handle, Side Grip, Depth Gauge, Bit Grease, Cloth, Wireless Unit (country-specific), Wireless Unit Adapter (country-specific), Battery, Charger

## DHR264 Cordless Combination Hammer 18V x2

18V X2 (36V) LXT Li-Ion Cordless 26 mm (1") Combination Hammer, SDS-PLUS Bits, Quick Change Drill Chuck



Impact Energy	EPTA-Procedure 05/2009: 2.5 J
Capacity	Masonry: 26 mm (1") Wood (Self-Feed Bit): 32 mm (1-1/4")
Blows Per Minute (BPM)	0 - 5,000
No Load Speed (RPM)	0 - 1,250
Chuck Capacity	1.5 - 13 mm (1/16 - 1/2")
Dimensions (L x W x H)	374 x 116 x 232 mm (14-3/4 x 4-9/16 x 9-1/8")
Net weight	4.2 - 5.1 kg (9.2 - 11.2 lbs.)

LXT XPT



Quick change drill chuck

Quick Change Drill Chuck, Side Handle, Depth Gauge, Battery, Charger, Dust Cup (country-specific), Cleaning cloth (country-specific), Bit Grease (country-specific)

## DHR263 Cordless Combination Hammer 18V x2

18V X2 (36V) LXT Li-Ion Cordless 26 mm (1") Combination Hammer, SDS-PLUS Bits



Impact Energy	EPTA-Procedure 05/2009: 2.5 J
Capacity	Masonry: 26 mm (1") Wood (Self-Feed Bit): 32 mm (1-1/4")
Blows Per Minute (BPM)	0 - 5,000
No Load Speed (RPM)	0 - 1,250
Chuck Capacity	1.5 - 13 mm (1/16 - 1/2")
Dimensions (L x W x H)	350 x 116 x 232 mm (13-3/4 x 4-9/16 x 9-1/8")
Net weight	4.1 - 5.1 kg (9 - 11.3 lbs.)

LXT XPT



Side Handle, Depth Gauge, Battery, Charger, Dust Cup (country-specific), Cleaning cloth (country-specific), Bit Grease (country-specific)

## DHR283 Cordless Combination Hammer 18V x2

18V X2 (36V) LXT BL AFT AWS AVT SOFT NO LOAD Cordless 28 mm (1-1/8") Combination Hammer, SDS-PLUS Bits, Quick Change Drill Chuck



Impact Energy	EPTA-Procedure 05/2009: 2.9 J
Capacity	Concrete / Steel / Wood / Core Bit / Diamond Core Bit (Dry Type): 28 / 13 / 32 / 54 / 65 mm (1-1/8 / 1/2 / 1-1/4 / 2-1/8 / 2-9/16") Masonry: 28 mm (1-1/8") Wood (Self-Feed Bit): 32 mm (1-1/4")
Blows Per Minute (BPM)	0 - 5,000
No Load Speed (RPM)	0 - 980
Chuck Capacity	1.5 - 13 mm (1/16 - 1/2")
Dimensions (L x W x H)	404 x 134 x 232 mm (15-7/8 x 5-1/4 x 9-1/8")
Net weight	4.0 - 4.9 kg (8.8 - 10.8 lbs.)

LXT BL AFT AWS AVT SOFT NOLOAD XPT



Quick change drill chuck

Quick Change Drill Chuck, Side Grip, Depth Gauge, Battery, Charger, Wireless Unit (country-specific), Dust Cup (country-specific), Cleaning cloth (country-specific), Bit Grease (country-specific)

## DHR282 Cordless Combination Hammer 18V x2

18V X2 (36V) LXT BL AFT AWS AVT SOFT NO LOAD Cordless 28 mm (1-1/8") Combination Hammer, SDS-PLUS Bits



Impact Energy	EPTA-Procedure 05/2009: 2.8 J
Capacity	Concrete / Steel / Wood / Core Bit / Diamond Core Bit (Dry Type): 28 / 13 / 32 / 54 / 65 mm (1-1/8 / 1/2 / 1-1/4 / 2-1/8 / 2-9/16") Masonry: 28 mm (1-1/8") Wood (Self-Feed Bit): 32 mm (1-1/4")
Blows Per Minute (BPM)	0 - 5,000
No Load Speed (RPM)	0 - 980
Chuck Capacity	1.5 - 13 mm (1/16 - 1/2")
Dimensions (L x W x H)	373 x 134 x 232 mm (14-3/4 x 5-1/4 x 9-1/8")
Net weight	3.9 - 5.0 kg (8.6 - 11.0 lbs.)

LXT BL AFT AWS AVT SOFT NOLOAD XPT



Side Grip, Depth Gauge, Battery, Charger, Wireless Unit (country-specific), Dust Cup (country-specific), Cleaning cloth (country-specific), Bit Grease (country-specific)

# Hammer drilling/Chiselling

## DHR281 Cordless Combination Hammer 18V x2

18V X2 (36V) LXT BL AVT SOFT NO LOAD Cordless 28 mm (1-1/8") Combination Hammer, SDS-PLUS Bits, Quick Change Drill Chuck



Impact Energy	EPTA-Procedure 05/2009: 2.9 J
Capacity	Concrete / Steel / Wood / Core Bit / Diamond Core Bit (Dry Type): 28 / 13 / 32 / 54 / 65 mm (1-1/8" / 1/2" / 1-1/4" / 2-1/8" / 2-9/16")
	Masonry: 28 mm (1-1/8")
	Wood (Self-Feed Bit): 32 mm (1-1/4")
Blows Per Minute (BPM)	0 - 5,000
No Load Speed (RPM)	0 - 980
Chuck Capacity	1.5 - 13 mm (1/16 - 1/2")
Dimensions (L x W x H)	404 x 134 x 232 mm (15-7/8 x 5-1/4 x 9-1/8")
Net weight	4.0 - 4.9 kg (8.8 - 10.8 lbs.)

LXT BL AVT SOFT NO LOAD XPT



Quick change drill chuck

Quick Change Drill Chuck, Side Grip, Depth Gauge, Battery, Charger, Dust Cup (country-specific), Cleaning cloth (country-specific), Bit Grease (country-specific)

## DHR280 Cordless Combination Hammer 18V x2

18V X2 (36V) LXT BL AVT SOFT NO LOAD Cordless 28 mm (1-1/8") Combination Hammer, SDS-PLUS Bits



Impact Energy	EPTA-Procedure 05/2009: 2.8 J
Capacity	Concrete / Steel / Wood / Core Bit / Diamond Core Bit (Dry Type): 28 / 13 / 32 / 54 / 65 mm (1-1/8" / 1/2" / 1-1/4" / 2-1/8" / 2-9/16")
	Masonry: 28 mm (1-1/8")
	Wood (Self-Feed Bit): 32 mm (1-1/4")
Blows Per Minute (BPM)	0 - 5,000
No Load Speed (RPM)	0 - 980
Chuck Capacity	1.5 - 13 mm (1/16 - 1/2")
Dimensions (L x W x H)	373 x 134 x 232 mm (14-3/4 x 5-1/4 x 9-1/8")
Net weight	3.8 - 4.9 kg (8.4 - 10.8 lbs.)

LXT BL AVT SOFT NO LOAD XPT



Side Grip, Depth Gauge, Battery, Charger, Dust Cup (country-specific), Cleaning cloth (country-specific), Bit Grease (country-specific)

## Dust Collection System

### DX09

model: DHR283 / DHR281



### DX08

model: DHR282 / DHR280



**HEPA filter**

## DHR165 Cordless Rotary Hammer 18V

18V LXT Li-Ion Cordless 16 mm (5/8") Rotary Hammer, SDS-PLUS Bits



Impact Energy	1.3 J
Capacity	Concrete (w/ TCT Bit): 16 mm (5/8")
	Concrete (w/ Diamond Core Bit): 32 mm (1-1/4")
	Steel: 13 mm (1/2")
	Wood: 24 mm (15/16")
	Masonry: 16 mm (5/8")
Chuck Capacity	1.5 - 13 mm (1/16 - 1/2")
Blows Per Minute (BPM)	0 - 5,300
No Load Speed (RPM)	0 - 1,600
Dimensions (L x W x H)	297 x 79 x 253 mm (11-3/4 x 3-1/8 x 10")
Net weight	2.3 - 3 kg (5 - 6.6 lbs.)

LXT XPT



Charger, Battery, Side Grip, Depth Gauge

## DHR171 Cordless Rotary Hammer 18V

18V LXT BL Brushless Cordless 17 mm (11/16") Rotary Hammer, SDS-PLUS Bits



Impact Energy	EPTA-Procedure 05/2009: 1.2 J
Capacity	Concrete: 17 mm (11/16")
	Steel: 10 mm (3/8")
	Wood: 13 mm (1/2")
	Masonry: 17 mm (11/16")
Chuck Capacity	1.5 - 13 mm (1/16 - 1/2")
Blows Per Minute (BPM)	0 - 4,800
No Load Speed (RPM)	0 - 680
Dimensions (L x W x H)	w/ BL1830B / BL1840B / BL1850B / BL1860B: 273 x 86 x 211 mm (10-3/4 x 3-3/8 x 8-5/16")
Net weight	2.1 - 2.8 kg (4.6 - 6.2 lbs.)

LXT BL



Dust Cup (country-specific), Side Grip, Depth Gauge, Battery, Charger

## DHR182 Cordless Combination Hammer 18V

18V LXT BL AWS AVT Cordless 18 mm (11/16") Combination Hammer, SDS-PLUS Bits



Impact Energy	EPTA-Procedure 05/2009: 1.7 J
Capacity	Concrete / Steel / Wood / Core Bit / Diamond Core Bit (Dry Type): 18 / 13 / 24 / 35 / 32 mm (11/16" / 1/2" / 15/16" / 1-3/8" / 1-1/4")
	Masonry: 18 mm (11/16")
Blows Per Minute (BPM)	0 - 5,000
No Load Speed (RPM)	0 - 1,350
Chuck Capacity	1.5 - 13 mm (1/16 - 1/2")
Dimensions (L x W x H)	w/ BL1830B / BL1840B / BL1850B / BL1860B: 301 x 82 x 285 mm (11-7/8 x 3-1/4 x 11-1/4")
Net weight	2.4 - 3.2 kg (5.3 - 7.0 lbs.)

LXT BL AWS AVT XPT



Dust Cup (country-specific), Side Grip, Depth Gauge, Battery, Charger

## DHR202 Cordless Combination Hammer 18V

18V LXT Li-Ion Cordless 20 mm (13/16") Combination Hammer, SDS-PLUS Bits



Capacity	Masonry: 20 mm (13/16")
	Wood (Self-Feed Bit): 26 mm (1")
Blows Per Minute (BPM)	0 - 4,000
No Load Speed (RPM)	0 - 1,100
Chuck Capacity	1.5 - 13 mm (1/16 - 1/2")
Dimensions (L x W x H)	358 x 84 x 259 mm (14-1/8 x 3-5/16 x 10-1/4")
Net weight	3.2 - 4 kg (7.1 - 8.8 lbs.)

LXT



Charger, Battery, Side Grip, Depth Gauge

## DHR241 Cordless Combination Hammer 18V

18V LXT Li-Ion Cordless 20 mm (13/16") Combination Hammer, SDS-PLUS Bits



Impact Energy	1.9 J
Capacity	Masonry: 20 mm (13/16")
	Wood (Self-Feed Bit): 26 mm (1")
Blows Per Minute (BPM)	0 - 4,000
No Load Speed (RPM)	0 - 1,100
Chuck Capacity	1.5 - 13 mm (1/16 - 1/2")
Dimensions (L x W x H)	417 x 84 x 219 mm (16-3/8 x 3-5/16 x 8-5/8")
Net weight	3.2 - 4 kg (7.1 - 8.8 lbs.)

LXT



Charger, Battery, Side Grip, Depth Gauge

# Hammer drilling/Chiselling

## DHR243 Cordless Combination Hammer 18V

18V LXT BL Brushless Cordless 24 mm (15/16") Combination Hammer, SDS-PLUS Bits, Quick Change Drill Chuck

Impact Energy	2 J
Capacity	Masonry: 24 mm (15/16") Wood (Self-Feed Bit): 27 mm (1-1/16")
Blows Per Minute (BPM)	0 - 4,700
No Load Speed (RPM)	0 - 950
Chuck Capacity	1.5 - 13 mm (1/16 - 1/2")
Dimensions (L x W x H)	353 x 85 x 213 mm (13-7/8 x 3-3/8 x 8-3/8")
Net weight	3.2 - 3.7 kg (6.9 - 8.3 lbs.)



Quick change drill chuck

**LXT BL XPT**



Charger, Battery, Quick Change Drill Chuck, Depth Gauge, Side Grip

## DHR242 Cordless Combination Hammer 18V

18V LXT BL Brushless Cordless 24 mm (15/16") Combination Hammer, SDS-PLUS Bits

Impact Energy	2 J
Capacity	Masonry: 24 mm (15/16") Wood (Self-Feed Bit): 27 mm (1-1/16")
Blows Per Minute (BPM)	0 - 4,700
No Load Speed (RPM)	0 - 950
Chuck Capacity	1.5 - 13 mm (1/16 - 1/2")
Dimensions (L x W x H)	328 x 85 x 213 mm (12-7/8 x 3-3/8 x 8-3/8")
Net weight	3.1 - 3.8 kg (6.7 - 8.4 lbs.)



Quick change drill chuck

**LXT BL XPT**



Charger, Battery, Depth Gauge, Side Grip

## HR166D Cordless Rotary Hammer 12V max

12V max CXT BL Brushless Cordless 16 mm (5/8") Rotary Hammer, SDS-PLUS Bits

Impact Energy	EPTA-Procedure 05/2009: 1.1 J
Capacity	Concrete: 16 mm (5/8") Steel: 10 mm (3/8") Wood: 13 mm (1/2") Masonry: 16 mm (5/8")
Chuck Capacity	1.5 - 13 mm (1/16 - 1/2")
Blows Per Minute (BPM)	0 - 4,800
No Load Speed (RPM)	0 - 680
Dimensions (L x W x H)	w/ BL1016/BL1021B: 250 x 74 x 187 mm (9-7/8 x 2-15/16 x 7-3/8")
Net weight	1.8 - 2.4 kg (4.1 - 5.4 lbs.)



Dust Cup (country-specific), Side Grip, Depth Gauge, Battery, Charger

**CXT BL**



## HR140D Cordless Rotary Hammer 12V max

12V max CXT Li-Ion Cordless 14 mm (9/16") Rotary Hammer, SDS-PLUS Bits

Impact Energy	EPTA-Procedure 05/2009: 1.0 J
Capacity	Concrete: 14 mm (9/16") Steel: 10 mm (3/8") Wood: 13 mm (1/2") Masonry: 14 mm (9/16")
Chuck Capacity	1.5 - 13 mm (1/16 - 1/2")
Impacts Per Minute (IPM)	0 - 4,900
No Load Speed (RPM)	0 - 850
Dimensions (L x W x H)	w/ BL1016/BL1021B: 246 x 74 x 179 mm (9-11/16 x 2-15/16 x 7")
Net weight	1.9 - 2.6 kg (4.3 - 5.6 lbs.)



Side Grip, Depth Gauge, Dust Cup (country-specific), Battery, Charger

**CXT**



## HR1841F Rotary Hammer

18 mm (11/16") 1.4 J AVT Rotary Hammer, SDS-PLUS Bits, LED Job Light

Continuous rating Input	470W
Impact Energy	EPTA-Procedure 05/2009: 1.4 J
Capacity	Concrete: 18 mm (11/16") Steel: 13 mm (1/2") Wood: 24 mm (15/16") Masonry: 18 mm (11/16")
Chuck Capacity	2 - 2.5 kg (4.5 - 5.4 lbs.)
Blows Per Minute (BPM)	0 - 4,800
No Load Speed (RPM)	0 - 2,100
Dimensions (L x W x H)	285 x 75 x 208 mm (11-1/4 x 3 x 8-3/16")
Net weight	1.5 - 13 mm (1/16 - 1/2")
Power supply cord	2.5 m (8.2 ft)



Dust Cup (country-specific), Side Grip, Depth Gauge

**AVT**



## HR1840 Rotary Hammer

18 mm (11/16") 1.4 J Rotary Hammer, SDS-PLUS Bits

Continuous rating Input	470W
Impact Energy	EPTA-Procedure 05/2009: 1.4 J
Capacity	Concrete: 18 mm (11/16") Steel: 13 mm (1/2") Wood: 24 mm (15/16") Masonry: 18 mm (11/16")
Chuck Capacity	1.5 - 13 mm (1/16 - 1/2")
Blows Per Minute (BPM)	0 - 4,800
No Load Speed (RPM)	0 - 2,100
Dimensions (L x W x H)	285 x 75 x 208 mm (11-1/4 x 3 x 8-3/16")
Net weight	2 - 2.4 kg (4.3 - 5.3 lbs.)
Power supply cord	2.5 m (8.2 ft)



Dust Cup (country-specific), Side Grip, Depth Gauge



## HR2230 Rotary Hammer

22 mm (7/8") 2.2 J Rotary Hammer, SDS-PLUS Bits

Continuous rating Input	710W
Impact Energy	EPTA-Procedure 05/2009: 2.2 J
Capacity	Concrete (w/ TCT Bit): 22 mm (7/8") Concrete (w/ Diamond Core Bit): 65 mm (2-9/16") Steel: 13 mm (1/2") Wood: 32 mm (1-1/4") Wood (Self-Feed Bit): 32 mm (1-1/4") Masonry: 22 mm (7/8")
Chuck Capacity	1.5 - 13 mm (1/16 - 1/2")
Blows Per Minute (BPM)	0 - 4,050
No Load Speed (RPM)	0 - 1,050
Dimensions (L x W x H)	357 x 84 x 214 mm (14 x 3-5/16 x 8-3/8")
Net weight	2.6 - 3.1 kg (5.8 - 6.8 lbs.)
Power supply cord	2.5 m (8.2 ft)



Side Grip, Depth Gauge



## HR2320T Combination Hammer

23 mm (7/8") 2.3 J Combination Hammer, SDS-PLUS Bits, Quick Change Drill Chuck

Continuous rating Input	720W
Impact Energy	EPTA-Procedure 05/2009: 2.3 J
Capacity	Concrete: 23 mm (7/8") Steel: 13 mm (1/2") Wood: 32 mm (1-1/4") Wood (Self-Feed Bit): 32 mm (1-1/4") Masonry: 23 mm (7/8")
Chuck Capacity	1.5 - 13 mm (1/16 - 1/2")
Blows Per Minute (BPM)	0 - 4,600
No Load Speed (RPM)	0 - 1,200
Dimensions (L x W x H)	380 x 77 x 209 mm (15 x 3 x 8-1/4")
Net weight	2.9 - 3.2 kg (6.4 - 7 lbs.)
Power supply cord	2.5 m (8.2 ft)



Quick Change Drill Chuck, Side Grip, Depth Gauge



# Hammer drilling/Chiselling

## HR2300 Rotary Hammer

23 mm (7/8") 2.3 J Rotary Hammer, SDS-PLUS Bits



Continuous rating Input	720W
Impact Energy	EPTA-Procedure 05/2009: 2.3 J
Capacity	Concrete (w/ TCT Bit): 23 mm (7/8")
	Concrete (w/ Diamond Core Bit): 70 mm (2-3/4")
	Steel: 13 mm (1/2")
	Wood: 32 mm (1-1/4")
	Wood (Self-Feed Bit): 32 mm (1-1/4")
	Masonry: 23 mm (7/8")
Chuck Capacity	1.5 - 13 mm (1/16 - 1/2")
Blows Per Minute (BPM)	0 - 4,600
No Load Speed (RPM)	0 - 1,200
Dimensions (L x W x H)	356 x 77 x 209 mm (14 x 3 x 8-1/4")
Net weight	2.7 - 3.1 kg (5.9 - 6.9 lbs.)
Power supply cord	2.5 m (8.2 ft)



Side Grip, Depth Gauge

## HR2470FT Combination Hammer

24 mm (15/16") 2.4 J Combination Hammer, SDS-PLUS Bits, Quick Change Chuck, LED Light



Continuous rating Input	780W
Impact Energy	EPTA-Procedure 05/2009: 2.4 J
Capacity	Concrete: 24 mm (15/16")
	Steel: 13 mm (1/2")
	Wood: 32 mm (1-1/4")
	Wood (Self-Feed Bit): 32 mm (1-1/4")
	Masonry: 24 mm (15/16")
Chuck Capacity	1.5 - 13 mm (1/16 - 1/2")
Blows Per Minute (BPM)	0 - 4,500
No Load Speed (RPM)	0 - 1,100
Dimensions (L x W x H)	394 x 84 x 214 mm (15-1/2 x 3-5/16 x 8-3/8")
Net weight	3 - 3.3 kg (6.7 - 7.3 lbs.)
Power supply cord	4.0 m (13.1 ft)



Quick change drill chuck



Side Handle, Depth Gauge, Quick Change Drill Chuck, SDS-Plus Bit Set (country-specific), Bull Point (country-specific)

## HR2470T Combination Hammer

24 mm (15/16") 2.4 J Combination Hammer, SDS-PLUS Bits, Quick Change Chuck



Continuous rating Input	780W
Impact Energy	EPTA-Procedure 05/2009: 2.4 J
Capacity	Concrete: 24 mm (15/16")
	Steel: 13 mm (1/2")
	Wood: 32 mm (1-1/4")
	Wood (Self-Feed Bit): 32 mm (1-1/4")
	Masonry: 24 mm (15/16")
Chuck Capacity	1.5 - 13 mm (1/16 - 1/2")
Blows Per Minute (BPM)	0 - 4,500
No Load Speed (RPM)	0 - 1,100
Dimensions (L x W x H)	394 x 84 x 214 mm (15-1/2 x 3-5/16 x 8-3/8")
Net weight	3 - 3.3 kg (6.7 - 7.3 lbs.)
Power supply cord	4.0 m (13.1 ft)



Quick change drill chuck



Side Handle, Depth Gauge, Quick Change Drill Chuck, SDS-Plus Bit Set (country-specific), Scaling Chisel (country-specific)

## HR2470F Combination Hammer

24 mm (15/16") 2.4 J Combination Hammer, SDS-PLUS Bits, LED Job Light



Continuous rating Input	780W
Impact Energy	EPTA-Procedure 05/2009: 2.4 J
Capacity	Concrete: 24 mm (15/16")
	Steel: 13 mm (1/2")
	Wood: 32 mm (1-1/4")
	Wood (Self-Feed Bit): 32 mm (1-1/4")
	Masonry: 24 mm (15/16")
Chuck Capacity	1.5 - 13 mm (1/16 - 1/2")
Blows Per Minute (BPM)	0 - 4,500
No Load Speed (RPM)	0 - 1,100
Dimensions (L x W x H)	370 x 84 x 214 mm (14-1/2 x 3-5/16 x 8-3/8")
Net weight	2.9 - 3.3 kg (6.4 - 7.3 lbs.)
Power supply cord	4.0 m (13.1 ft)



Side Handle, Depth Gauge, SDS-Plus Bit Set (country-specific), Bull Point (country-specific)

## HR2470 Combination Hammer

24 mm (15/16") 2.4 J Combination Hammer, SDS-PLUS Bits



Continuous rating Input	780W
Impact Energy	EPTA-Procedure 05/2009: 2.4 J
Capacity	Concrete: 24 mm (15/16")
	Steel: 13 mm (1/2")
	Wood: 32 mm (1-1/4")
	Wood (Self-Feed Bit): 32 mm (1-1/4")
	Masonry: 24 mm (15/16")
Chuck Capacity	1.5 - 13 mm (1/16 - 1/2")
Blows Per Minute (BPM)	0 - 4,500
No Load Speed (RPM)	0 - 1,100
Dimensions (L x W x H)	370 x 84 x 214 mm (14-1/2 x 3-5/16 x 8-3/8")
Net weight	2.9 - 3.3 kg (6.4 - 7.3 lbs.)
Power supply cord	4.0 m (13.1 ft)



Side Handle, Depth Gauge, SDS-Plus Bit Set (country-specific), Bull Point (country-specific), Scaling Chisel (country-specific), Cold Chisel (country-specific)

## HR2460F Rotary Hammer

24 mm (15/16") 2.4 J Rotary Hammer, SDS-PLUS Bits, LED Job Light



Continuous rating Input	780W
Impact Energy	EPTA-Procedure 05/2009: 2.4 J
Capacity	Concrete: 24 mm (15/16")
	Steel: 13 mm (1/2")
	Wood: 32 mm (1-1/4")
	Wood (Self-Feed Bit): 32 mm (1-1/4")
	Masonry: 24 mm (15/16")
Chuck Capacity	1.5 - 13 mm (1/16 - 1/2")
Blows Per Minute (BPM)	0 - 4,500
No Load Speed (RPM)	0 - 1,100
Dimensions (L x W x H)	362 x 84 x 214 mm (14-1/4 x 3-5/16 x 8-3/8")
Net weight	2.8 - 3.2 kg (6.1 - 7 lbs.)
Power supply cord	2.5 m (8.2 ft)



Side Grip, Depth Gauge

## HR2460 Rotary Hammer

24 mm (15/16") 2.4 J Rotary Hammer, SDS-PLUS Bits



Continuous rating Input	780W
Impact Energy	EPTA-Procedure 05/2009: 2.4 J
Capacity	Concrete: 24 mm (15/16")
	Steel: 13 mm (1/2")
	Wood: 32 mm (1-1/4")
	Wood (Self-Feed Bit): 32 mm (1-1/4")
	Masonry: 24 mm (15/16")
Chuck Capacity	1.5 - 13 mm (1/16 - 1/2")
Blows Per Minute (BPM)	0 - 4,500
No Load Speed (RPM)	0 - 1,100
Dimensions (L x W x H)	362 x 84 x 214 mm (14-1/4 x 3-5/16 x 8-3/8")
Net weight	2.8 - 3.2 kg (6.1 - 7 lbs.)
Power supply cord	2.5 m (8.2 ft)



Side Grip, Depth Gauge

## HR2475 Combination Hammer

24 mm (15/16") 2.3 J D-Handle Combination Hammer, SDS-PLUS Bits



Continuous rating Input	780W
Impact Energy	EPTA-Procedure 05/2009: 2.3 J
Capacity	Concrete: 24 mm (15/16")
	Steel: 13 mm (1/2")
	Wood: 32 mm (1-1/4")
	Wood (Self-Feed Bit): 32 mm (1-1/4")
	Masonry: 24 mm (15/16")
Chuck Capacity	1.5 - 13 mm (1/16 - 1/2")
Blows Per Minute (BPM)	0 - 4,500
No Load Speed (RPM)	0 - 1,100
Dimensions (L x W x H)	429 x 84 x 158 mm (16-7/8 x 3-5/16 x 6-1/4")
Net weight	3 - 3.4 kg (6.6 - 7.6 lbs.)
Power supply cord	4.0 m (13.1 ft)



Side Handle, Depth Gauge

# Hammer drilling/Chiselling

## HR2641 Combination Hammer

26 mm (1") 2.4 J AVT D-Handle Combination Hammer, SDS-PLUS Bits



Continuous rating Input	800W
Impact Energy	EPTA-Procedure 05/2009: 2.4 J
Capacity	Concrete: 26 mm (1")
	Steel: 13 mm (1/2")
	Wood: 32 mm (1-1/4")
	Wood (Self-Feed Bit): 32 mm (1-1/4")
	Masonry: 26 mm (1")
Chuck Capacity	1.5 - 13 mm (1/16 - 1/2")
Blows Per Minute (BPM)	0 - 4,500
No Load Speed (RPM)	0 - 1,100
Dimensions (L x W x H)	422 x 76 x 156 mm (16-5/8 x 3 x 6-1/8")
Net weight	3.1 - 3.5 kg (6.8 - 7.8 lbs.)
Power supply cord	2.5 m (8.2 ft)

AVT



Side Handle, Depth Gauge

## HR2631FT Combination Hammer

26 mm (1") 2.4 J AVT Combination Hammer, SDS-PLUS Bits, Quick Change Chuck, LED Light



Continuous rating Input	800W
Impact Energy	EPTA-Procedure 05/2009: 2.4 J
Capacity	Concrete: 26 mm (1")
	Steel: 13 mm (1/2")
	Wood: 32 mm (1-1/4")
	Wood (Self-Feed Bit): 32 mm (1-1/4")
	Masonry: 26 mm (1")
Chuck Capacity	1.5 - 13 mm (1/16 - 1/2")
Blows Per Minute (BPM)	0 - 4,600
No Load Speed (RPM)	0 - 1,200
Dimensions (L x W x H)	385 x 77 x 209 mm (15-1/8 x 3 x 8-1/4")
Net weight	3.1 - 3.6 kg (6.8 - 7.9 lbs.)
Power supply cord	2.5 m (8.2 ft)

AVT



Side Handle, Depth Gauge, Quick Change Drill Chuck, SDS-Plus Bit Set (country-specific), Bit Grease (country-specific), Dust Cup (country-specific), Bull Point (country-specific), Scaling Chisel (country-specific), Cold Chisel (country-specific)

## HR2631F Combination Hammer

26 mm (1") 2.4 J AVT Combination Hammer, SDS-PLUS Bits, LED Light



Continuous rating Input	800W
Impact Energy	EPTA-Procedure 05/2009: 2.4 J
Capacity	Concrete: 26 mm (1")
	Steel: 13 mm (1/2")
	Wood: 32 mm (1-1/4")
	Wood (Self-Feed Bit): 32 mm (1-1/4")
	Masonry: 26 mm (1")
Chuck Capacity	1.5 - 13 mm (1/16 - 1/2")
Blows Per Minute (BPM)	0 - 4,600
No Load Speed (RPM)	0 - 1,200
Dimensions (L x W x H)	361 x 77 x 209 mm (14-1/4 x 3 x 8-1/4")
Net weight	2.9 - 3.4 kg (6.4 - 7.4 lbs.)
Power supply cord	2.5 m (8.2 ft)

AVT



Side Handle, Depth Gauge, SDS-Plus Bit Set (country-specific), Bit Grease (country-specific), Dust Cup (country-specific), Bull Point (country-specific), Cold Chisel (country-specific)

## HR2630T Combination Hammer

26 mm (1") 2.4 J Combination Hammer, SDS-PLUS Bits, Quick Change Chuck



Continuous rating Input	800W
Impact Energy	EPTA-Procedure 05/2009: 2.4 J
Capacity	Concrete: 26 mm (1")
	Steel: 13 mm (1/2")
	Wood: 32 mm (1-1/4")
	Wood (Self-Feed Bit): 32 mm (1-1/4")
	Masonry: 26 mm (1")
Chuck Capacity	1.5 - 13 mm (1/16 - 1/2")
Blows Per Minute (BPM)	0 - 4,600
No Load Speed (RPM)	0 - 1,200
Dimensions (L x W x H)	385 x 77 x 209 mm (15-1/8 x 3 x 8-1/4")
Net weight	3 - 3.5 kg (6.6 - 7.7 lbs.)
Power supply cord	2.5 m (8.2 ft)

AVT



Side Handle, Depth Gauge, Quick Change Drill Chuck, SDS-Plus Bit Set (country-specific), Bit Grease (country-specific), Dust Cup (country-specific), Bull Point (country-specific), Scaling Chisel (country-specific), Cold Chisel (country-specific)

## HR2630 Combination Hammer

26 mm (1") 2.4 J Combination Hammer, SDS-PLUS Bits



Continuous rating Input	800W
Impact Energy	EPTA-Procedure 05/2009: 2.4 J
Capacity	Concrete: 26 mm (1")
	Steel: 13 mm (1/2")
	Wood: 32 mm (1-1/4")
	Wood (Self-Feed Bit): 32 mm (1-1/4")
	Masonry: 26 mm (1")
Chuck Capacity	1.5 - 13 mm (1/16 - 1/2")
Blows Per Minute (BPM)	0 - 4,600
No Load Speed (RPM)	0 - 1,200
Dimensions (L x W x H)	385 x 77 x 209 mm (15-1/8 x 3 x 8-1/4")
Net weight	2.8 - 3.3 kg (6.3 - 7.2 lbs.)
Power supply cord	2.5 m (8.2 ft)

AVT



Side Handle, Depth Gauge, SDS-Plus Bit Set (country-specific), Bit Grease (country-specific), Dust Cup (country-specific), Bull Point (country-specific), Scaling Chisel (country-specific), Cold Chisel (country-specific)

## HR2601 Rotary Hammer

26 mm (1") 2.4 J AVT Rotary Hammer, SDS-PLUS Bits



Continuous rating Input	800W
Impact Energy	EPTA-Procedure 05/2009: 2.4 J
Capacity	Concrete (w/ TCT Bit): 26 mm (1")
	Concrete (w/ Diamond Core Bit): 80 mm (3-1/8")
	Steel: 13 mm (1/2")
	Wood: 32 mm (1-1/4")
	Wood (Self-Feed Bit): 32 mm (1-1/4")
	Masonry: 26 mm (1")
Chuck Capacity	1.5 - 13 mm (1/16 - 1/2")
Blows Per Minute (BPM)	0 - 4,600
No Load Speed (RPM)	0 - 1,200
Dimensions (L x W x H)	361 x 77 x 209 mm (14-1/4 x 3 x 8-1/4")
Net weight	3.1 - 3.6 kg (6.9 - 7.8 lbs.)
Power supply cord	2.5 m (8.2 ft)

AVT



Side Grip, Depth Gauge

## HR2600 Rotary Hammer

26 mm (1") 2.4 J Rotary Hammer, SDS-PLUS Bits



Continuous rating Input	800W
Impact Energy	EPTA-Procedure 05/2009: 2.4 J
Capacity	Concrete (w/ TCT Bit): 26 mm (1")
	Concrete (w/ Diamond Core Bit): 80 mm (3-1/8")
	Steel: 13 mm (1/2")
	Wood: 32 mm (1-1/4")
	Wood (Self-Feed Bit): 32 mm (1-1/4")
	Masonry: 26 mm (1")
Chuck Capacity	1.5 - 13 mm (1/16 - 1/2")
Blows Per Minute (BPM)	0 - 4,600
No Load Speed (RPM)	0 - 1,200
Dimensions (L x W x H)	361 x 77 x 209 mm (14-1/4 x 3 x 8-1/4")
Net weight	3 - 3.4 kg (6.5 - 7.5 lbs.)
Power supply cord	2.5 m (8.2 ft)

AVT



Side Grip, Depth Gauge

## HR2653T Combination Hammer with Self Dust Collection

26 mm (1") 2.2 J AVT Combination Hammer with HEPA Self Dust Collection, SDS-PLUS Bits, Quick Change Chuck



Continuous rating Input	800W
Impact Energy	EPTA-Procedure 05/2009: 2.2 J
Capacity	Concrete: 26 mm (1")
	Steel: 13 mm (1/2")
	Wood: 32 mm (1-1/4")
	Wood (Self-Feed Bit): 32 mm (1-1/4")
	Masonry: 26 mm (1")
Chuck Capacity	1.5 - 13 mm (1/16 - 1/2")
Blows Per Minute (BPM)	0 - 4,600
No Load Speed (RPM)	0 - 1,200
Dimensions (L x W x H)	630 x 89 x 260 mm (24-3/4 x 3-1/2 x 10-1/4")
Net weight	3.2 - 4.5 kg (7.2 - 9.9 lbs.)
Power supply cord	2.5 m (8.2 ft)

AVT



Side Grip, Depth Gauge, Sealing Cap

# Hammer drilling/Chiselling

## HR2653

Combination Hammer with Self Dust Collection

26 mm (1") 2.2 J AVT Combination Hammer with HEPA Self Dust Collection, SDS-PLUS Bits



Continuous rating Input	800W
Impact Energy	EPTA-Procedure 05/2009: 2.2 J
Capacity	Concrete: 26 mm (1")
	Steel: 13 mm (1/2")
	Wood: 32 mm (1-1/4")
	Wood (Self-Feed Bit): 32 mm (1-1/4")
	Masonry: 26 mm (1")
Chuck Capacity	1.5 - 13 mm (1/16 - 1/2")
Blows Per Minute (BPM)	0 - 4,600
No Load Speed (RPM)	0 - 1,200
Dimensions (L x W x H)	604 x 89 x 260 mm (23-3/4 x 3-1/2 x 10-1/4")
Net weight	3.1 - 4.3 kg (6.9 - 9.6 lbs.)
Power supply cord	2.5 m (8.2 ft)

AVT



Side Grip, Depth Gauge, Sealing Cap

## HR2652

Combination Hammer with Self Dust Collection

26 mm (1") 2.2 J Combination Hammer with HEPA Self Dust Collection, SDS-PLUS Bits



Continuous rating Input	800W
Impact Energy	EPTA-Procedure 05/2009: 2.2 J
Capacity	Concrete: 26 mm (1")
	Steel: 13 mm (1/2")
	Wood: 32 mm (1-1/4")
	Wood (Self-Feed Bit): 32 mm (1-1/4")
	Masonry: 26 mm (1")
Chuck Capacity	1.5 - 13 mm (1/16 - 1/2")
Blows Per Minute (BPM)	0 - 4,600
No Load Speed (RPM)	0 - 1,200
Dimensions (L x W x H)	604 x 89 x 260 mm (23-3/4 x 3-1/2 x 10-1/4")
Net weight	3 - 4.3 kg (6.7 - 9.4 lbs.)
Power supply cord	2.5 m (8.2 ft)



Side Grip, Depth Gauge, Sealing Cap

## HR2663

Combination Hammer with Self Dust Collection

26 mm (1") 2.2 J AVT D-Handle Combination Hammer with HEPA Self Dust Collection, SDS-PLUS Bits



Continuous rating Input	800W
Impact Energy	EPTA-Procedure 05/2009: 2.2 J
Capacity	Concrete: 26 mm (1")
	Steel: 13 mm (1/2")
	Wood: 32 mm (1-1/4")
	Wood (Self-Feed Bit): 32 mm (1-1/4")
	Masonry: 26 mm (1")
Chuck Capacity	1.5 - 13 mm (1/16 - 1/2")
Blows Per Minute (BPM)	0 - 4,500
No Load Speed (RPM)	0 - 1,100
Dimensions (L x W x H)	666 x 89 x 260 mm (26-1/4 x 3-1/2 x 10-1/4")
Net weight	3.3 - 4.6 kg (7.3 - 10.0 lbs.)
Power supply cord	2.5 m (8.2 ft)

AVT



Side Grip, Depth Gauge, Sealing Cap

## HR281 1 FT

Combination Hammer

28 mm (1-1/8") 2.9 J Combination Hammer, SDS-PLUS Bits, Quick Change Drill Chuck, LED Light



Continuous rating Input	800W
Impact Energy	EPTA-Procedure 05/2009: 2.9 J
Capacity	Concrete (w/ TCT Bit): 28 mm (1-1/8")
	Steel: 13 mm (1/2")
	Wood: 32 mm (1-1/4")
	Wood (Self-Feed Bit): 32 mm (1-1/4")
	Masonry: 28 mm (1-1/4")
Chuck Capacity	1.5 - 13 mm (1/16 - 1/2")
Blows Per Minute (BPM)	0 - 4,500
No Load Speed (RPM)	0 - 1,100
Dimensions (L x W x H)	345 x 89 x 225 mm (13-5/8 x 3-1/2 x 8-7/8")
Net weight	3.6 - 3.9 kg (7.8 - 8.6 lbs.)
Power supply cord	2.5 m (8.2 ft)



Quick change drill chuck



Quick Change Drill Chuck, Depth Gauge, Side Grip

## HR281 1 F

Combination Hammer

28 mm (1-1/8") 2.8 J Combination Hammer, SDS-PLUS Bits, LED Light



Continuous rating Input	800W
Impact Energy	EPTA-Procedure 05/2009: 2.8 J
Capacity	Concrete (w/ TCT Bit): 28 mm (1-1/8")
	Steel: 13 mm (1/2")
	Wood: 32 mm (1-1/4")
	Wood (Self-Feed Bit): 32 mm (1-1/4")
	Masonry: 28 mm (1-1/8")
Chuck Capacity	1.5 - 13 mm (1/16 - 1/2")
Blows Per Minute (BPM)	0 - 4,500
No Load Speed (RPM)	0 - 1,100
Dimensions (L x W x H)	320 x 89 x 225 mm (12-5/8 x 3-1/2 x 8-7/8")
Net weight	3.5 - 3.9 kg (7.7 - 8.7 lbs.)
Power supply cord	2.5 m (8.2 ft)



Depth Gauge, Side Grip

## HR2810 T

Combination Hammer

28 mm (1-1/8") 2.9 J Combination Hammer, SDS-PLUS Bits, Quick Change Drill Chuck



Continuous rating Input	800W
Impact Energy	EPTA-Procedure 05/2009: 2.9 J
Capacity	Concrete (w/ TCT Bit): 28 mm (1-1/8")
	Steel: 13 mm (1/2")
	Wood: 32 mm (1-1/4")
	Wood (Self-Feed Bit): 32 mm (1-1/4")
	Masonry: 28 mm (1-1/8")
Chuck Capacity	1.5 - 13 mm (1/16 - 1/2")
Blows Per Minute (BPM)	0 - 4,500
No Load Speed (RPM)	0 - 1,100
Dimensions (L x W x H)	339 x 89 x 225 mm (13-3/8 x 3-1/2 x 8-7/8")
Net weight	3.5 - 3.8 kg (7.8 - 8.4 lbs.)
Power supply cord	2.5 m (8.2 ft)



Quick Change Drill Chuck, Depth Gauge, Side Grip

## HR2810

Combination Hammer

28 mm (1-1/8") 2.8 J Combination Hammer, SDS-PLUS Bits



Continuous rating Input	800W
Impact Energy	EPTA-Procedure 05/2009: 2.8 J
Capacity	Concrete (w/ TCT Bit): 28 mm (1-1/8")
	Steel: 13 mm (1/2")
	Wood: 32 mm (1-1/4")
	Wood (Self-Feed Bit): 32 mm (1-1/4")
	Masonry: 28 mm (1-1/8")
Chuck Capacity	1.5 - 13 mm (1/16 - 1/2")
Blows Per Minute (BPM)	0 - 4,500
No Load Speed (RPM)	0 - 1,100
Dimensions (L x W x H)	314 x 89 x 225 mm (12-3/8 x 3-1/2 x 8-7/8")
Net weight	3.4 - 3.8 kg (7.5 - 8.5 lbs.)
Power supply cord	2.5 m (8.2 ft)



Depth Gauge, Side Grip

## HR2800

Rotary Hammer

28 mm (1-1/8") 2.8 J Rotary Hammer, SDS-PLUS Bits



Continuous rating Input	800W
Impact Energy	EPTA-Procedure 05/2009: 2.8 J
Capacity	Concrete (w/ TCT Bit): 28 mm (1-1/8")
	Concrete (w/ Diamond Core Bit): 80 mm (3-1/8")
	Steel: 13 mm (1/2")
	Wood: 32 mm (1-1/4")
	Wood (Self-Feed Bit): 32 mm (1-1/4")
	Masonry: 28 mm (1-1/8")
Chuck Capacity	1.5 - 13 mm (1/16 - 1/2")
Blows Per Minute (BPM)	0 - 4,500
No Load Speed (RPM)	0 - 1,100
Dimensions (L x W x H)	314 x 89 x 225 mm (12-3/8 x 3-1/2 x 8-7/8")
Net weight	3.4 - 3.8 kg (7.4 - 8.4 lbs.)
Power supply cord	2.5 m (8.2 ft)



Depth Gauge, Side Grip

# Hammer drilling/Chiselling

## HR3012FC Combination Hammer

30 mm (1-3/16") 3.9 J AVT Combination Hammer, SDS-PLUS Bits, Quick Change Drill Chuck, LED Light



Continuous rating Input	1,050W
Impact Energy	EPTA-Procedure 05/2009: 3.9 J
Capacity	Concrete (w/ TCT Bit): 30 mm (1-3/16")
	Concrete (w/ Diamond Core Bit): 80 mm (3-1/8")
	Steel: 13 mm (1/2")
	Wood: 32 mm (1-1/4")
	Wood (Self-Feed Bit): 32 mm (1-1/4")
	Masonry: 30 mm (1-3/16")
Chuck Capacity	1.5 - 13 mm (1/16 - 1/2")
Blows Per Minute (BPM)	0 - 4,500
No Load Speed (RPM)	0 - 840
Dimensions (L x W x H)	386 x 98 x 242 mm (15-1/4 x 3-7/8 x 9-1/2")
Net weight	4.5 - 4.7 kg (9.9 - 10.4 lbs.)
Power supply cord	4.0 m (13.1 ft)

**AVT**

Quick change drill chuck



Depth Gauge, Side Grip

## HR3011FC Combination Hammer

30 mm (1-3/16") 3.9 J AVT Combination Hammer, SDS-PLUS Bits, LED Light



Continuous rating Input	1,050W
Impact Energy	EPTA-Procedure 05/2009: 3.9 J
Capacity	Concrete (w/ TCT Bit): 30 mm (1-3/16")
	Concrete (w/ Diamond Core Bit): 80 mm (3-1/8")
	Steel: 13 mm (1/2")
	Wood: 32 mm (1-1/4")
	Wood (Self-Feed Bit): 32 mm (1-1/4")
	Masonry: 30 mm (1-3/16")
Chuck Capacity	1.5 - 13 mm (1/16 - 1/2")
Blows Per Minute (BPM)	0 - 4,500
No Load Speed (RPM)	0 - 840
Dimensions (L x W x H)	369 x 98 x 242 mm (14-1/2 x 3-7/8 x 9-1/2")
Net weight	4.4 - 4.8 kg (9.7 - 10.6 lbs.)
Power supply cord	4.0 m (13.1 ft)

**AVT**



Depth Gauge, Side Grip

## HR3001C Combination Hammer

30 mm (1-3/16") 3.9 J Combination Hammer, SDS-PLUS Bits



Continuous rating Input	1,050W
Impact Energy	EPTA-Procedure 05/2009: 3.9 J
Capacity	Concrete (w/ TCT Bit): 30 mm (1-3/16")
	Concrete (w/ Diamond Core Bit): 80 mm (3-1/8")
	Steel: 13 mm (1/2")
	Wood: 32 mm (1-1/4")
	Wood (Self-Feed Bit): 32 mm (1-1/4")
	Masonry: 30 mm (1-3/16")
Chuck Capacity	1.5 - 13 mm (1/16 - 1/2")
Blows Per Minute (BPM)	0 - 4,500
No Load Speed (RPM)	0 - 840
Dimensions (L x W x H)	369 x 98 x 226 mm (14-1/2 x 3-7/8 x 8-7/8")
Net weight	4.1 - 4.5 kg (9.0 - 9.9 lbs.)
Power supply cord	4.0 m (13.1 ft)



Depth Gauge, Side Grip

## HR3210FCT Combination Hammer

32 mm (1-1/4") 4.9 J AVT Combination Hammer, SDS-PLUS Bits, Quick Change Drill Chuck, LED Job Light



Continuous rating Input	850W
Impact Energy	EPTA-Procedure 05/2009: 4.9 J
Capacity	Concrete (w/ TCT Bit): 32 mm (1-1/4")
	Steel: 13 mm (1/2")
	Wood: 32 mm (1-1/4")
	Wood (Self-Feed Bit): 32 mm (1-1/4")
	Masonry: 32 mm (1-1/4")
Chuck Capacity	1.5 - 13 mm (1/16 - 1/2")
Blows Per Minute (BPM)	1,650 - 3,300
No Load Speed (RPM)	315 - 630
Dimensions (L x W x H)	424 x 114 x 239 mm (16-3/4 x 4-1/2 x 9-3/8")
Net weight	5.4 - 5.6 kg (11.9 - 12.3 lbs.)
Power supply cord	5.0 m (16.4 ft)

**AVT**



Quick Change Drill Chuck, Depth Gauge, Side Grip, Grease vessel

## HR3210C Combination Hammer

32 mm (1-1/4") 5.0 J AVT Combination Hammer, SDS-PLUS Bits



Continuous rating Input	850W
Impact Energy	EPTA-Procedure 05/2009: 5 J
Capacity	Concrete (w/ TCT Bit): 32 mm (1-1/4")
	Steel: 13 mm (1/2")
	Wood: 32 mm (1-1/4")
	Wood (Self-Feed Bit): 32 mm (1-1/4")
	Masonry: 32 mm (1-1/4")
Chuck Capacity	1.5 - 13 mm (1/16 - 1/2")
Blows Per Minute (BPM)	1,650 - 3,300
No Load Speed (RPM)	315 - 630
Dimensions (L x W x H)	398 x 114 x 239 mm (15-5/8 x 4-1/2 x 9-3/8")
Net weight	5.2 - 5.6 kg (11.4 - 12.4 lbs.)
Power supply cord	5.0 m (16.4 ft)

**AVT**



Depth Gauge, Side Grip, Grease vessel

## HR3200C Combination Hammer

32 mm (1-1/4") 5.1 J Combination Hammer, SDS-PLUS Bits



Continuous rating Input	850W
Impact Energy	EPTA-Procedure 05/2009: 5.1 J
Capacity	Concrete (w/ TCT Bit): 32 mm (1-1/4")
	Steel: 13 mm (1/2")
	Wood: 32 mm (1-1/4")
	Wood (Self-Feed Bit): 32 mm (1-1/4")
	Masonry: 32 mm (1-1/4")
Chuck Capacity	1.5 - 13 mm (1/16 - 1/2")
Blows Per Minute (BPM)	1,650 - 3,300
No Load Speed (RPM)	315 - 630
Dimensions (L x W x H)	398 x 108 x 239 mm (15-5/8 x 4-1/4 x 9-3/8")
Net weight	4.8 - 5.2 kg (10.5 - 11.5 lbs.)
Power supply cord	5.0 m (16.4 ft)

**AVT**



Depth Gauge, Side Grip, Grease vessel

## HR3530 Rotary Hammer

35 mm (1-3/8") 6.2 J Rotary Hammer, 19 mm Hex Shank



Continuous rating Input	1,010W
Capacity	Concrete (w/ TCT Bit): 35 mm (1-3/8")
	Masonry: 35 mm (1-3/8")
Blows Per Minute (BPM)	3,100
No Load Speed (RPM)	760
Dimensions (L x W x H)	374 x 100 x 243 mm (14-3/4 x 3-15/16 x 9-9/16")
Net weight	5.8 kg (12.8 lbs.)
Power supply cord	5.0 m (16.4 ft)



Side Grip, Depth Gauge

## HR3541FC Combination Hammer

35 mm (1-3/8") 5.7 J AVT Combination Hammer, SDS-MAX Bits, LED Job Light



Continuous rating Input	850W
Impact Energy	EPTA-Procedure 05/2009: 5.7 J
Capacity	Concrete (w/ TCT Bit): 35 mm (1-3/8")
	Steel: 13 mm (1/2")
	Wood: 32 mm (1-1/4")
	Wood (Self-Feed Bit): 32 mm (1-1/4")
	Masonry: 35 mm (1-3/8")
Chuck Capacity	1.5 - 13 mm (1/16 - 1/2")
Blows Per Minute (BPM)	1,650 - 3,300
No Load Speed (RPM)	315 - 630
Dimensions (L x W x H)	439 x 114 x 239 mm (17-1/4 x 4-1/2 x 9-3/8")
Net weight	5.6 - 5.7 kg (12.3 - 12.6 lbs.)
Power supply cord	5.0 m (16.4 ft)

**AVT**



Depth Gauge, Side Grip, Bit Grease

# Hammer drilling/Chiselling

Hammer drilling/Chiselling

## HR3540C Combination Hammer

35 mm (1-3/8") 5.6 J Combination Hammer, SDS-MAX Bits



Continuous rating Input	850W
Impact Energy	EPTA-Procedure 05/2009: 5.6 J
Capacity	Concrete (w/TCT Bit): 35 mm (1-3/8")
	Steel: 13 mm (1/2")
	Wood: 32 mm (1-1/4")
	Wood (Self-Feed Bit): 32 mm (1-1/4")
	Masonry: 35 mm (1-3/8")
Chuck Capacity	1.5 - 13 mm (1/16 - 1/2")
Blows Per Minute (BPM)	1,650 - 3,300
No Load Speed (RPM)	315 - 630
Dimensions (L x W x H)	439 x 108 x 239 mm (17-1/4 x 4-1/4 x 9-3/8")
Net weight	5.2 - 5.3 kg (11.4 - 11.6 lbs.)
Power supply cord	5.0 m (16.4 ft)



Depth Gauge, Side Grip, Bit Grease

## HR4041C Rotary Hammer

40 mm (1-9/16") 9.2 J Rotary Hammer, Spline Shank



Continuous rating Input	1,100W
Capacity	Concrete (w/TCT Bit): 40 mm (1-9/16")
	Masonry: 40 mm (1-9/16")
Blows Per Minute (BPM)	1,300 - 2,600
No Load Speed (RPM)	230 - 460
Dimensions (L x W x H)	428 x 107 x 247 mm (16-7/8 x 4-1/4 x 9-3/4")
Net weight	6.7 kg (14.8 lbs.)
Power supply cord	5.0 m (16.4 ft)



Depth Gauge, Side Grip

## HR4030C Rotary Hammer

40 mm (1-9/16") 9.2 J Rotary Hammer, 17 mm Hex Shank



Continuous rating Input	1,100W
Capacity	Concrete (w/TCT Bit): 40 mm (1-9/16")
	Masonry: 40 mm (1-9/16")
Blows Per Minute (BPM)	1,300 - 2,600
No Load Speed (RPM)	230 - 460
Dimensions (L x W x H)	413 x 107 x 247 mm (16-1/4 x 4-1/4 x 9-3/4")
Net weight	6.9 kg (15.2 lbs.)
Power supply cord	5.0 m (16.4 ft)



Depth Gauge, Side Grip

## HR4003C Rotary Hammer

40 mm (1-9/16") 8.3 J Rotary Hammer, SDS-MAX Bits



Continuous rating Input	1,100W
Impact Energy	EPTA-Procedure 05/2009: 8.3 J
Capacity	Concrete (w/TCT Bit): 40 mm (1-9/16")
	Masonry: 40 mm (1-9/16")
Blows Per Minute (BPM)	1,450 - 2,900
No Load Speed (RPM)	250 - 500
Dimensions (L x W x H)	479 x 106 x 263 mm (18-11/16 x 4-3/16 x 10-3/8")
Net weight	6.2 - 6.4 kg (13.7 - 14.1 lbs.)
Power supply cord	5.0 m (16.4 ft)



Depth Gauge, Side Handle, Bit Grease

## HR4013C Rotary Hammer

40 mm (1-9/16") 8.0 J AVT SOFT NO LOAD Rotary Hammer, SDS-MAX Bits



Continuous rating Input	1,100W
Impact Energy	EPTA-Procedure 05/2009: 8 J
Capacity	Concrete (w/TCT Bit): 40 mm (1-9/16")
	Masonry: 40 mm (1-9/16")
Blows Per Minute (BPM)	1,450 - 2,900
No Load Speed (RPM)	250 - 500
Dimensions (L x W x H)	479 x 112 x 263 mm (18-11/16 x 4-3/8 x 10-3/8")
Net weight	6.8 - 6.9 kg (14.9 - 15.3 lbs.)
Power supply cord	5.0 m (16.4 ft)



Depth Gauge, Side Handle, Bit Grease

## HR4002 Rotary Hammer

40 mm (1-9/16") 6.1 J Rotary Hammer, SDS-MAX Bits



Continuous rating Input	1,050W
Impact Energy	EPTA-Procedure 05/2009: 6.1 J
Capacity	Concrete (w/TCT Bit): 40 mm (1-9/16")
	Masonry: 40 mm (1-9/16")
Blows Per Minute (BPM)	2,500
No Load Speed (RPM)	680
Dimensions (L x W x H)	458 x 114 x 256 mm (18 x 4-1/2 x 10-1/8")
Net weight	6.8 - 6.9 kg (14.9 - 15.3 lbs.)
Power supply cord	5.0 m (16.4 ft)



Side Grip, Bit Grease, Depth Gauge

## HR4511C Rotary Hammer

45 mm (1-3/4") 9.4 J AVT Rotary Hammer, SDS-MAX Bits



Continuous rating Input	1,350W
Impact Energy	EPTA-Procedure 05/2009: 9.4 J
Capacity	Concrete (w/TCT Bit): 45 mm (1-3/4")
	Masonry: 45 mm (1-3/4")
Blows Per Minute (BPM)	1,250 - 2,750
No Load Speed (RPM)	130 - 280
Dimensions (L x W x H)	458 x 136 x 288 mm (18 x 5-3/8 x 11-3/8")
Net weight	9 - 9.1 kg (19.8 - 20.1 lbs.)
Power supply cord	5.0 m (16.4 ft)



Side Handle, Side Grip, Depth Gauge, Grease vessel

## HR4510C Rotary Hammer

45 mm (1-3/4") 9.4 J AVT Rotary Hammer, SDS-MAX Bits



Continuous rating Input	1,350W
Impact Energy	EPTA-Procedure 05/2009: 9.4 J
Capacity	Concrete (w/TCT Bit): 45 mm (1-3/4")
	Masonry: 45 mm (1-3/4")
Blows Per Minute (BPM)	1,250 - 2,750
No Load Speed (RPM)	130 - 280
Dimensions (L x W x H)	458 x 136 x 288 mm (18 x 5-3/8 x 11-3/8")
Net weight	8.9 - 9 kg (19.5 - 19.9 lbs.)
Power supply cord	5.0 m (16.4 ft)



Side Handle, Side Grip, Depth Gauge, Grease vessel



# Hammer drilling/Chiselling

## HR4501C

Rotary Hammer

45 mm (1-3/4") 10.1 J Rotary Hammer, SDS-MAX Bits



Continuous rating Input	1,350W
Impact Energy	EPTA-Procedure 05/2009: 10.1 J
Capacity	Concrete (w/TCT Bit): 45 mm (1-3/4") Masonry: 45 mm (1-3/4")
Blows Per Minute (BPM)	1,250 - 2,750
No Load Speed (RPM)	130 - 280
Dimensions (L x W x H)	458 x 121 x 288 mm (18 x 4-3/4 x 11-3/8")
Net weight	8.2 - 8.4 kg (18.1 - 18.5 lbs.)
Power supply cord	5.0 m (16.4 ft)



Side Handle, Side Grip, Depth Gauge, Grease vessel

## HR5212C

Rotary Hammer

52 mm (2-1/16") 20.0 J AVT SOFT NO LOAD Rotary Hammer, SDS-MAX Bits



Continuous rating Input	1,510W
Impact Energy	EPTA-Procedure 05/2009: 20 J
Capacity	Concrete (w/TCT Bit): 52 mm (2") Masonry: 52 mm (2")
Blows Per Minute (BPM)	1,100 - 2,250
No Load Speed (RPM)	150 - 310
Dimensions (L x W x H)	599 x 140 x 287 mm (23-1/2 x 5-1/2 x 11-1/4")
Net weight	11.9 - 12 kg (26.2 - 26.5 lbs.)
Power supply cord	5.0 m (16.4 ft)

**AVT SOFT NOLOAD**



Side Handle, Side Grip, Depth Gauge, Grease vessel

## HR5202C

Rotary Hammer

52 mm (2-1/16") 19.1 J Rotary Hammer, SDS-MAX Bits



Continuous rating Input	1,510W
Impact Energy	EPTA-Procedure 05/2009: 19.1 J
Capacity	Concrete (w/TCT Bit): 52 mm (2") Masonry: 52 mm (2")
Blows Per Minute (BPM)	1,100 - 2,250
No Load Speed (RPM)	150 - 310
Dimensions (L x W x H)	599 x 134 x 287 mm (23-1/2 x 5-1/4 x 11-1/4")
Net weight	10.9 - 11.1 kg (24.1 - 24.4 lbs.)
Power supply cord	5.0 m (16.4 ft)



Side Handle, Side Grip, Depth Gauge, Grease vessel



# Comparison List

Model No.	Power	Capacity / Concrete (mm)	EPTA-Procedure 05/2009	Type	Net weight (kg)	AVT	Soft No load	Built-in Job Light	Quick change
<b>Cordless Rotary Hammer / Cordless Combination Hammer</b>									
SDS-MAX Shank									
HR006G	40Vmax x2	52	21.4	Rotary	12.9 - 14.3 kg (28.4 - 31.5 lbs.)	●	●	●	-
HR009G	40Vmax	30	3.9	Combination	5.2 - 6.1 kg (11.5 - 13.5 lbs.)	●	-	●	●
HR008G	40Vmax	30	3.9	Combination	5.2 - 6.2 kg (11.5 - 13.7 lbs.)	●	-	●	-
HR005G	40Vmax	40	8	Rotary	7.4 - 8.2 kg (16.3 - 18.1 lbs.)	●	●	●	-
DHR400	18V x2	40	8	Rotary	7.3 - 8.1 kg (16.1 - 17.9 lbs.)	●	●	●	-
SDS-PLUS Shank									
HR002G	40Vmax	28	2.9	Combination	4.1 - 4.6 kg (9.0 - 10.1 lbs.)	●	●	●	●
HR001G	40Vmax	28	2.8	Combination	3.9 - 4.6 kg (8.6 - 10.1 lbs.)	●	●	●	-
HR004G	40Vmax	28	2.9	Combination	4.0 - 4.5 kg (8.8 - 9.9 lbs.)	●	-	●	●
HR003G	40Vmax	28	2.8	Combination	3.9 - 4.6 kg (8.6 - 10.1 lbs.)	●	-	●	-
HR007G	40Vmax	28	3	Combination	3.8 - 4.8 kg (8.4 - 10.6 lbs.)	●	-	●	-
DHR264	18V x2	26	2.5	Combination	4.2 - 5.1 kg (9.2 - 11.2 lbs.)	-	-	●	●
DHR263	18V x2	26	2.5	Combination	4.1 - 5.1 kg (9 - 11.3 lbs.)	-	-	●	-
DHR283	18V x2	28	2.9	Combination	4.0 - 4.9 kg (8.8 - 10.8 lbs.)	●	●	●	●
DHR282	18V x2	28	2.8	Combination	3.9 - 5.0 kg (8.6 - 11.0 lbs.)	●	●	●	-
DHR281	18V x2	28	2.9	Combination	4.0 - 4.9 kg (8.8 - 10.8 lbs.)	●	●	●	●
DHR280	18V x2	28	2.8	Combination	3.8 - 4.9 kg (8.4 - 10.8 lbs.)	●	●	●	-
DHR165	18V	16	1.3	Rotary	2.3 - 3 kg (5 - 6.6 lbs.)	-	-	●	-
DHR171	18V	17	1.2	Rotary	2.1 - 2.8 kg (4.6 - 6.2 lbs.)	-	-	●	-
DHR182	18V	18	1.7	Combination	2.4 - 3.2 kg (5.3 - 7.0 lbs.)	●	-	●	-
DHR202	18V	20	-	Combination	3.2 - 4 kg (7.1 - 8.8 lbs.)	-	-	●	-
DHR241	18V	20	2	Combination	3.2 - 4 kg (7.1 - 8.8 lbs.)	-	-	-	-
DHR242	18V	24	2	Combination	3.1 - 3.8 kg (6.7 - 8.4 lbs.)	-	-	-	-
DHR243	18V	24	2	Combination	3.2 - 3.7 kg (6.9 - 8.3 lbs.)	-	-	-	●
HR166D	12Vmax	16	1.1	Rotary	1.8 - 2.4 kg (4.1 - 5.4 lbs.)	-	-	●	-
HR140D	12Vmax	14	1	Rotary	1.9 - 2.6 kg (4.3 - 5.6 lbs.)	-	-	●	-

# Comparison List

Model No.	Capacity (mm)	Continuous rating Input (W)	EPTA-Procedure 05/2009	Makita standard	Type	Net weight (kg)	AVT	Soft No load	Built-in Job Light	Quick change
<b>Rotary Hammer / Combination Hammer</b>										
SDS-PLUS Shank										
HR1841F/ HR1840	18	470	1.4	1.4	Rotary	2.0-2.5 kg (4.5-5.4 lbs) / 2.0-2.4 kg (4.5-5.3 lbs)	● / -	-	● / -	-
HR2230	22	710	2.2	2.3	Rotary	2.6 - 3.1 kg (5.8 - 6.8 lbs)	-	-	-	-
HR2320T	23	720	2.3	2.6	Combination	2.9 - 3.2 kg (6.4 - 7.0 lbs)	-	-	-	●
HR2300	23	720	2.3	2.6	Rotary	2.7 - 3.1 kg (5.9 - 6.9 lbs)	-	-	-	-
HR2470FT	24	780	2.4	2.7	Combination	3.0 - 3.3 kg (6.7 - 7.3 lbs)	-	-	●	●
HR2470T	24	780	2.4	2.7	Combination	3.0 - 3.3 kg (6.7 - 7.3 lbs)	-	-	-	●
HR2470/F	24	780	2.4	2.7	Combination	2.9 - 3.3 kg (6.4 - 7.3 lbs)	-	-	- / ●	-
HR2460/F	24	780	2.4	2.7	Rotary	2.8 - 3.2 kg (6.1 - 7.0 lbs)	-	-	- / ●	-
HR2475(D handle)	24	780	2.3	2.7	Combination	3.0 - 3.4 kg (6.6 - 7.6 lbs)	-	-	-	-
HR2641(D handle)	26	800	2.4	2.9	Combination	3.1 - 3.5 kg (6.8 - 7.8 lbs)	●	-	-	-
HR2631FT	26	800	2.4	2.9	Combination	3.1 - 3.6 kg (6.8 - 7.9 lbs)	●	-	●	●
HR2631F	26	800	2.4	2.9	Combination	2.9 - 3.4 kg (6.4 - 7.4 lbs)	●	-	●	-
HR2630T	26	800	2.4	2.9	Combination	3.0 - 3.5 kg (6.6 - 7.7 lbs)	-	-	-	●
HR2630	26	800	2.4	2.9	Combination	2.8 - 3.3 kg (6.3 - 7.2 lbs)	-	-	-	-
HR2601	26	800	2.4	2.9	Rotary	3.1 - 3.6 kg (6.9 - 7.8 lbs)	●	-	-	-
HR2600	26	800	2.4	2.9	Rotary	3.0 - 3.4 kg (6.5 - 7.5 lbs)	-	-	-	-
HR2653T	26	800	2.2	2.9	Combination	3.2 - 4.5 kg (7.2 - 9.9 lbs.)	●	-	-	●
HR2653	26	800	2.2	2.9	Combination	3.1 - 4.3 kg (6.9 - 9.6 lbs.)	●	-	-	-
HR2652	26	800	2.2	2.9	Combination	3.0 - 4.3 kg (6.7 - 9.4 lbs.)	-	-	-	-
HR2663(D handle)	26	800	2.2	2.9	Combination	3.3 - 4.6 kg (7.3 - 10.0 lbs.)	●	-	-	-
HR2811FT	28	800	2.9	2.9	Combination	3.6 - 3.9 kg (8.0 - 8.6 lbs)	-	-	●	●
HR2811F	28	800	2.8	2.9	Combination	3.5 - 3.9 kg (7.7 - 8.7 lbs)	-	-	●	-
HR2810T	28	800	2.9	2.9	Combination	3.5 - 3.8 kg (7.8 - 8.4 lbs)	-	-	-	●
HR2810	28	800	2.8	2.9	Combination	3.4 - 3.8 kg (7.5 - 8.5 lbs)	-	-	-	-
HR2800	28	800	2.8	2.9	Rotary	3.4 - 3.8 kg (7.4 - 8.4 lbs)	-	-	-	-
HR3001C	30	1,050	3.9	4.5	Combination	4.1 - 4.5 kg (9.0 - 9.9 lbs.)	-	-	-	-
HR3011FC	30	1,050	3.9	4.5	Combination	4.4 - 4.8 kg (9.7 - 10.6 lbs.)	●	-	●	-
HR3012FC	30	1,050	3.9	4.5	Combination	4.5 - 4.7 kg (9.9 - 10.4 lbs.)	●	-	●	●
HR3210FCT	32	850	4.9	5.5	Combination	5.4 - 5.6 kg (11.9 - 12.3 lbs)	●	-	●	●
HR3210C	32	850	5	5.5	Rotary	5.2 - 5.6 kg (11.4 - 12.4 lbs)	●	-	-	-
HR3200C	32	850	5.1	5.5	Combination	4.8 - 5.2 kg (10.5 - 11.5 lbs)	-	-	-	-
17mm Hex Shank										
HR4030C	40	1,100	-	9.2	Rotary	6.9 kg (15.2 lbs)	-	-	-	-
19mm Hex Shank										
HR3530	35	1,010	-	6.2	Rotary	5.8 kg (12.8 lbs)	-	-	-	-
Spline Shank										
HR4041C	40	1,100	-	9.2	Rotary	6.7 kg (14.8 lbs)	-	-	-	-
SDS-MAX Shank										
HR3541FC	35	850	5.7	6.3	Combination	5.6 - 5.7 kg (12.3 - 12.6 lbs)	●	-	●	-
HR3540C	35	850	5.6	6.3	Combination	5.2 - 5.3 kg (11.4 - 11.6 lbs)	-	-	-	-
HR4013C	40	1,100	8	11.4	Rotary	6.8 - 6.9 kg (14.9 - 15.3 lbs)	●	●	-	-
HR4003C	40	1,100	8.3	11.4	Rotary	6.2 - 6.4 kg (13.7 - 14.1 lbs)	-	-	-	-
HR4002	40	1,050	6.1	6.2	Rotary	6.6 - 6.8 kg (14.6 - 15.0 lbs)	-	-	-	-
HR4511C	45	1,350	9.4	12.5	Rotary	9.0 - 9.1 kg (19.8 - 20.1 lbs)	●	-	-	-
HR4510C	45	1,350	9.4	12.5	Rotary	8.9 - 9.0 kg (19.5 - 19.9 lbs)	●	-	-	-
HR4501C	45	1,350	10.1	12.5	Rotary	8.2 - 8.4 kg (18.1 - 18.5 lbs)	-	-	-	-
HR5212C	52	1,510	20	21	Rotary	11.9 - 12.0 kg (26.2 - 26.5 lbs)	●	●	-	-
HR5202C	52	1,510	19.1	21	Rotary	10.9 - 11.1 kg (24.1 - 24.4 lbs)	-	-	-	-

# Hammer drilling/Chiselling

Hammer drilling/Chiselling

## HM002G Cordless Demolition Hammer 40V max x2

40Vmax X2 (80Vmax) XGT BL AWS AVT SOFT NO LOAD 20.9 J Demolition Hammer, SDS-MAX Bits



Impact Energy	EPTA-Procedure 05/2009: 20.9 J
Blows Per Minute (BPM)	950 - 1,900
Shank Diameter	18 mm (11/16")
Dimensions (L x W x H)	w/ BL4020 / BL4025: 574 x 146 x 324 mm (22-5/8 x 5-3/4 x 12-3/4")
	w/ BL4040: 574 x 146 x 324 mm (22-5/8 x 5-3/4 x 12-3/4")
	w/ BL4050F: 574 x 156 x 344 mm (22-5/8 x 6-1/8 x 13-1/2")
Net weight	12.0 - 13.3 kg (26.5 - 29.3 lbs.)

XGT BL AWS AVT SOFT NOLOAD XPT



Bull Point (country-specific), Bit Grease, Side Handle, Wireless Unit (country-specific), Wireless Unit Adapter (country-specific), Cloth, Battery, Charger

## HM001G Cordless Demolition Hammer 40V max

40Vmax XGT BL AWS AVT SOFT NO LOAD 9.4 J Cordless Demolition Hammer, SDS-MAX Bits



Impact Energy	EPTA-Procedure 05/2009: 9.4 J
Blows Per Minute (BPM)	0 - 2,650
Shank Diameter	18 mm (11/16")
Dimensions (L x W x H)	w/ BL4020 / BL4025: 481 x 113 x 258 mm (19 x 4-7/16 x 10-1/8")
	w/ BL4040: 496 x 113 x 258 mm (19-1/2 x 4-7/16 x 10-1/8")
	w/ BL4050F: 516 x 113 x 280 mm (20-1/4 x 4-7/16 x 11")
Net weight	6.3 - 7.1 kg (13.9 - 15.7 lbs.)

XGT BL AWS AVT SOFT NOLOAD XPT



Bull Point, Bit Grease, Side Grip (country-specific), Wireless Unit (country-specific), Wireless Unit Adapter (country-specific), Cloth, Battery, Charger

## HM0810 Demolition Hammer

(7.6 J: Makita Standard) Demolition Hammer, 17 mm Hex Shank



Continuous rating Input	900W
Blows Per Minute (BPM)	2,900
Overall Length	410 mm (16-1/8")
Net weight	6.7 kg (14.7 lbs.)
Power supply cord	5.0 m (16.4 ft)



Bull Point, Hex Wrench, Side Grip

## HM0810T Demolition Hammer

7.2 J Demolition Hammer, Sliding Chuck, 17 mm Hex shank



Continuous rating Input	900W
Impact Energy	EPTA-Procedure 05/2009: 7.2 J
Blows Per Minute (BPM)	2,900
Overall Length	428 mm (16-7/8")
Net weight	6.3 kg (13.9 lbs.)
Power supply cord	5.0 m (16.4 ft)



Bull Point, Hex Wrench, Side Grip

## HM0810B Demolition Hammer

5.3 J Demolition Hammer, 19 mm Hex Shank



Continuous rating Input	420W
Impact Energy	EPTA-Procedure 05/2009: 5.3 J
Blows Per Minute (BPM)	2,900
Overall Length	423 mm (16-5/8")
Net weight	6.6 kg (14.5 lbs.)
Power supply cord	5.0 m (16.4 ft)



Hex Wrench, Side Grip

## HM0830 Demolition Hammer

(8.3 J: Makita Standard) Demolition Hammer, 17 mm Hex Shank



Continuous rating Input	1,010W
Blows Per Minute (BPM)	2,700
Dimensions (L x W x H)	390 x 98 x 209 mm (15-3/8 x 3-7/8 x 8-1/4")
Net weight	4.9 kg (10.7 lbs.)
Power supply cord	5.0 m (16.4 ft)



Bull Point, Hex Wrench, Side Grip

## HM0871C Demolition Hammer

8.1 J AVT SOFT NO LOAD Demolition Hammer, SDS-MAX Bits



Continuous rating Input	1,100W
Impact Energy	EPTA-Procedure 05/2009: 8.1 J
Blows Per Minute (BPM)	1,100 - 2,650
Dimensions (L x W x H)	466 x 116 x 230 mm (18-3/8 x 4-9/16 x 9")
Net weight	5.6 - 5.8 kg (12.4 - 12.8 lbs.)
Power supply cord	5.0 m (16.4 ft)

AVT SOFT NOLOAD



Bit Grease, Side Handle

## HM0870C Demolition Hammer

7.6 J Demolition Hammer, SDS-MAX Bits



Continuous rating Input	1,100W
Impact Energy	EPTA-Procedure 05/2009: 7.6 J
Blows Per Minute (BPM)	1,100 - 2,650
Dimensions (L x W x H)	449 x 109 x 230 mm (17-3/4 x 4-1/4 x 9")
Net weight	5.1 - 5.3 kg (11.1 - 11.6 lbs.)
Power supply cord	5.0 m (16.4 ft)



Bit Grease, Side Handle

# Hammer drilling/Chiselling

## HM1111C

Demolition Hammer

11.2 J AVT SOFT NO LOAD Demolition Hammer, SDS-MAX Bits



Continuous rating Input	1,300W
Impact Energy	EPTA-Procedure 05/2009: 11.2 J
Blows Per Minute (BPM)	1,100 - 2,650
Dimensions (L x W x H)	528 x 126 x 247 mm (20-3/4 x 5 x 9-3/4")
Net weight	7.8 - 8 kg (17.3 - 17.6 lbs.)
Power supply cord	4.0 m (13.1 ft)

AVT SOFT NOLOAD



Side Handle, Bull Point, Bit Grease, Cleaning cloth

## HM1101C

Demolition Hammer

11.5 J Demolition Hammer, SDS-MAX Bits



Continuous rating Input	1,300W
Impact Energy	EPTA-Procedure 05/2009: 11.5 J
Blows Per Minute (BPM)	1,100 - 2,650
Dimensions (L x W x H)	528 x 115 x 247 mm (20-3/4 x 4-1/2 x 9-3/4")
Net weight	7.2 - 7.3 kg (15.8 - 16.1 lbs.)
Power supply cord	4.0 m (13.1 ft)

AVT SOFT NOLOAD



Side Handle, Bull Point, Bit Grease, Cleaning cloth

## HM1201

Demolition Hammer

(13.0 J: Makita Standard) Demolition Hammer, 21 mm Hex Shank



Continuous rating Input	1,130W
Blows Per Minute (BPM)	2,000
Overall Length	480 mm (18-7/8")
Net weight	9.1 kg (20.1 lbs.)
Power supply cord	5.0 m (16.4 ft)



Bull Point, Hex Wrench, Side Grip

## HM1213C

Demolition Hammer

18.6 J AVT SOFT NO LOAD Demolition Hammer, SDS-MAX Bits



Continuous rating Input	1,510W
Impact Energy	EPTA-Procedure 05/2009: 18.6 J
Blows Per Minute (BPM)	950 - 1,900
Dimensions (L x W x H)	576 x 149 x 265 mm (22-3/4 x 5-7/8 x 10-3/8")
Net weight	10.8 kg (23.7 lbs.)
Power supply cord	5.0 m (16.4 ft)

AVT SOFT NOLOAD



Bull Point, Bit Grease, Side Handle

## HM1205C

Demolition Hammer

19.1 J Demolition Hammer, SDS-MAX Bits



Continuous rating Input	1,510W
Impact Energy	EPTA-Procedure 05/2009: 19.1 J
Blows Per Minute (BPM)	950 - 1,900
Dimensions (L x W x H)	576 x 128 x 265 mm (22-3/4 x 5 x 10-3/8")
Net weight	9.7 kg (21.5 lbs.)
Power supply cord	5.0 m (16.4 ft)



Bull Point, Bit Grease, Side Handle

## HM1203C

Demolition Hammer

19.1 J Demolition Hammer, SDS-MAX Bits



Continuous rating Input	1,510W
Impact Energy	EPTA-Procedure 05/2009: 19.1 J
Blows Per Minute (BPM)	950 - 1,900
Dimensions (L x W x H)	576 x 128 x 265 mm (22-3/4 x 5 x 10-3/8")
Net weight	9.7 kg (21.5 lbs.)
Power supply cord	5.0 m (16.4 ft)



Bull Point, Bit Grease, Side Handle

## HM1214C

Demolition Hammer

19.9 J AVT SOFT NO LOAD Demolition Hammer, SDS-MAX Bits



Continuous rating Input	1,510W
Impact Energy	EPTA-Procedure 05/2009: 19.9 J
Blows Per Minute (BPM)	950 - 1,900
Dimensions (L x W x H)	700 x 129 x 265 mm (27-1/2 x 5-1/8 x 10-3/8")
Net weight	12.3 kg (27.1 lbs.)
Power supply cord	5.0 m (16.4 ft)

AVT SOFT NOLOAD



Bull Point, Bit Grease, Side Handle

## HM1306

Demolition Hammer

21.7 J Demolition Hammer, 30 mm Hex Shank



Continuous rating Input	1,510W
Impact Energy	EPTA-Procedure 05/2009: 21.7 J
Blows Per Minute (BPM)	1,450
Dimensions (L x W x H)	652 x 121 x 231 mm (25-3/4 x 4-3/4 x 9-1/8")
Net weight	15.1 kg (33.3 lbs.)
Power supply cord	5.0 m (16.4 ft)



Bull Point, Wrench, Side Handle, Oil supply 100ml

# Hammer drilling/Chiselling

## HM1317C

Electric Breaker

25.0 J AVT SOFT NO LOAD Electric Breaker, 30 mm Hex Shank

Continuous rating Input	1,510W
Impact Energy	EPTA-Procedure 05/2009: 25 J
Blows Per Minute (BPM)	730 - 1,450
Dimensions (L x W x H)	715 x 129 x 266 mm (28-1/8 x 5-1/8 x 10-1/2")
Net weight	17 kg (37.5 lbs.)
Power supply cord	5.0 m (16.4 ft)


**AVT SOFT**  
*NOLOAD*


Side Handle

## HM1307C

Electric Breaker

25.5 J Electric Breaker, 30 mm Hex Shank

Continuous rating Input	1,510W
Impact Energy	EPTA-Procedure 05/2009: 25.5 J
Blows Per Minute (BPM)	730 - 1,450
Dimensions (L x W x H)	715 x 129 x 266 mm (28-1/8 x 5-1/8 x 10-1/2")
Net weight	15.3 kg (33.8 lbs.)
Power supply cord	5.0 m (16.4 ft)


**AVT SOFT**  
*NOLOAD*


Side Handle

## HM1317CB

Electric Breaker

26.5 J AVT SOFT NO LOAD Electric Breaker, 28.6 mm Hex Shank

Continuous rating Input	1,510W
Impact Energy	EPTA-Procedure 05/2009: 26.5 J
Blows Per Minute (BPM)	730 - 1,450
Dimensions (L x W x H)	824 x 129 x 266 mm (32-1/2 x 5-1/8 x 10-1/2")
Net weight	19 kg (41.9 lbs.)
Power supply cord	5.0 m (16.4 ft)


**AVT SOFT**  
*NOLOAD*


Side Handle

## HM1307CB

Electric Breaker

23.6 J Electric Breaker, 28.6 mm Hex Shank

Continuous rating Input	1,510W
Impact Energy	EPTA-Procedure 05/2009: 23.6 J
Blows Per Minute (BPM)	730 - 1,450
Dimensions (L x W x H)	824 x 129 x 266 mm (32-1/2 x 5-1/8 x 10-1/2")
Net weight	17.3 kg (38.2 lbs.)
Power supply cord	5.0 m (16.4 ft)


**AVT SOFT**  
*NOLOAD*


Side Handle

## HM1812

Electric Breaker

72.8 J AVT SOFT NO LOAD Electric Breaker, 28.6 mm Hex Shank

Continuous rating Input	2,000W
Impact Energy	EPTA-Procedure 05/2009: 72.8 J
Blows Per Minute (BPM)	870
Dimensions (L x W x H)	843 x 210 x 608 mm (33-1/4 x 8-1/4 x 24")
Net weight	31.3 kg (69 lbs.)
Power supply cord	5.0 m (16.4 ft)


**AVT SOFT**  
*NOLOAD*


Bull Point, Hex Wrench

## HM1802

Electric Breaker

71.4 J Electric Breaker, 28.6 mm Hex Shank

Continuous rating Input	2,000W
Impact Energy	EPTA-Procedure 05/2009: 71.4 J
Blows Per Minute (BPM)	870
Dimensions (L x W x H)	843 x 210 x 608 mm (33-1/4 x 8-1/4 x 24")
Net weight	29.4 kg (64.8 lbs.)
Power supply cord	5.0 m (16.4 ft)


**AVT SOFT**  
*NOLOAD*


Bull Point, Hex Wrench

## HM1511

Electric Breaker

48.9 J AVT SOFT NO LOAD Electric Breaker, 30 mm Hex Shank

Continuous rating Input	1,850W
Impact Energy	EPTA-Procedure 05/2009: 48.9 J
Blows Per Minute (BPM)	1,300
Dimensions (L x W x H)	781 x 130 x 266 mm (30-3/4 x 5-1/8 x 10-1/2")
Net weight	19.2 kg (42.3 lbs.)
Power supply cord	4.0 m (13.1 ft)


**AVT SOFT**  
*NOLOAD*


Side Handle, Bull Point

## HM1501

Electric Breaker

48.1 J Electric Breaker, 30 mm Hex Shank

Continuous rating Input	1,850W
Impact Energy	EPTA-Procedure 05/2009: 48.1 J
Blows Per Minute (BPM)	1,300
Dimensions (L x W x H)	781 x 130 x 266 mm (30-3/4 x 5-1/8 x 10-1/2")
Net weight	18.4 kg (40.6 lbs.)
Power supply cord	4.0 m (13.1 ft)


**AVT SOFT**  
*NOLOAD*


Side Handle, Bull Point

# Hammer drilling/Chiselling

## HM1512 Electric Breaker

48.5 J AVT SOFT NO LOAD Electric Breaker, 28.6 mm Hex Shank



Continuous rating Input	1,850W
Impact Energy	EPTA-Procedure 05/2009: 48.5 J
Blows Per Minute (BPM)	1,300
Dimensions (L x W x H)	809 x 130 x 266 mm (31-3/4 x 5-1/8 x 10-1/2")
Net weight	20.4 kg (45.0 lbs.)
Power supply cord	4.0 m (13.1 ft)

**AVT SOFT NOLOAD**



Side Handle, Bull Point

## HM1502 Electric Breaker

49.1 J Electric Breaker, 28.6 mm Hex Shank



Continuous rating Input	1,850W
Impact Energy	EPTA-Procedure 05/2009: 49.1 J
Blows Per Minute (BPM)	1,300
Dimensions (L x W x H)	809 x 130 x 266 mm (31-3/4 x 5-1/8 x 10-1/2")
Net weight	19.7 kg (43.4 lbs.)
Power supply cord	4.0 m (13.1 ft)



Side Handle, Bull Point

## DHK180 Cordless Power Scraper

18V LXT BL AVT Cordless Power Scraper, SDS-PLUS Bits



Impact Energy	EPTA-Procedure 05/2009: 3.1 J
Blows Per Minute (BPM)	0 - 3,200
Max Run Time (min)	w/ BL1860B: 21
Dimensions (L x W x H)	w/ BL1830B / BL1840B / BL1850B / BL1860B : 368 x 99 x 211 mm (14-1/2 x 3-7/8 x 8-5/16")
Net weight	3.3 - 3.6 kg (7.3 - 7.9 lbs.)

**LXT BL AVT XPT**



Bull Point, Cold Chisel (country-specific), Scaling chisel (for tile), Hook, Battery, Charger

## HK0500 Power Scraper

1.8 J Power Scraper, SDS-PLUS Bits



Continuous rating Input	550W
Impact Energy	EPTA-Procedure 05/2009: 1.8 J
Blows Per Minute (BPM)	2,000 - 3,500
Overall Length	468 mm (18-7/16")
Net weight	3.2 kg (7.1 lbs.)
Power supply cord	5.0 m (16.4 ft)



Scaling Chisel

## HK1820 Power Scraper

3.1 J Power Scraper, SDS-PLUS Bits



Continuous rating Input	550W
Impact Energy	EPTA-Procedure 05/2009: 3.1 J
Blows Per Minute (BPM)	0 - 3,200
Dimensions (L x W x H)	351 x 102 x 203 mm (13-3/4 x 4 x 8")
Net weight	3.4 kg (7.5 lbs.)
Power supply cord	5.0 m (16.4 ft)



Bull Point, Scaling Chisel, Scaling chisel (for tile), Hook

## HK1810 Power Scraper

1.8 J Power Scraper, Makita Small Shank



Continuous rating Input	505W
Impact Energy	EPTA-Procedure 05/2009: 1.8 J
Blows Per Minute (BPM)	0 - 3,200
Overall Length	315 mm (12-3/8")
Net weight	3.2 kg (7.1 lbs.)
Power supply cord	5.0 m (16.4 ft)



Scaling chisel x2, Bull Point

## HP1631 Hammer Drill

16 mm (5/8") 710 W Hammer Drill with Keyless Chuck



Continuous rating Input	710W
Capacity	Concrete: 16 mm (5/8") Steel: 13 mm (1/2") Wood: 30 mm (1-3/16") Wood (Self-Feed Bit): 60 mm (2-3/8") Masonry: 16 mm (5/8")
Chuck Capacity	1.5 - 13 mm (1/16 - 1/2")
Blows Per Minute (BPM)	0 - 48,000
No Load Speed (RPM)	0 - 3,200
Dimensions (L x W x H)	296 x 75 x 204 mm (11-5/8 x 2-15/16 x 8")
Net weight	2 kg (4.4 lbs.)
Power supply cord	2.0 m (6.6 ft)



Side Handle, Depth Gauge (country-specific)

## HP1630 Hammer Drill

16 mm (5/8") 710 W Hammer Drill with Keyed Chuck



Continuous rating Input	710W
Capacity	Concrete: 16 mm (5/8") Steel: 13 mm (1/2") Wood: 30 mm (1-3/16") Wood (Self-Feed Bit): 60 mm (2-3/8") Masonry: 16 mm (5/8")
Chuck Capacity	1.5 - 13 mm (1/16 - 1/2")
Blows Per Minute (BPM)	0 - 48,000
No Load Speed (RPM)	0 - 3,200
Dimensions (L x W x H)	296 x 75 x 204 mm (11-5/8 x 2-15/16 x 8")
Net weight	2.1 kg (4.6 lbs.)
Power supply cord	2.0 m (6.6 ft)



Side Handle, Chuck Key, Chuck Key Holder, Depth Gauge (country-specific)

# Hammer drilling/Chiselling

## HP1641F

Hammer Drill

16 mm (5/8") 680 W Hammer Drill with Keyless Chuck, LED Job Light



Continuous rating Input	680W
Capacity	Concrete: 16 mm (5/8") Steel: 13 mm (1/2") Wood: 30 mm (1-3/16") Wood (Self-Feed Bit): 60 mm (2-3/8") Masonry: 16 mm (5/8")
Chuck Capacity	1.5 - 13 mm (1/16 - 1/2")
Blows Per Minute (BPM)	0 - 44,800
No Load Speed (RPM)	0 - 2,800
Dimensions (L x W x H)	303 x 72 x 222 mm (11-7/8 x 2-13/16 x 8-3/4")
Net weight	2 kg (4.3 lbs.)
Power supply cord	2.0 m (6.6 ft)



Side Handle, Depth Gauge

## HP1641

Hammer Drill

16 mm (5/8") 680 W Hammer Drill with Keyless Chuck



Continuous rating Input	680W
Capacity	Concrete: 16 mm (5/8") Steel: 13 mm (1/2") Wood: 30 mm (1-3/16") Masonry: 16 mm (5/8")
Chuck Capacity	1.5 - 13 mm (1/16 - 1/2")
Blows Per Minute (BPM)	0 - 44,800
No Load Speed (RPM)	0 - 2,800
Dimensions (L x W x H)	303 x 72 x 222 mm (11-7/8 x 2-13/16 x 8-3/4")
Net weight	2 kg (4.3 lbs.)
Power supply cord	2.0 m (6.6 ft)



Side Handle, Depth Gauge

## HP1640

Hammer Drill

16 mm (5/8") 680 W Hammer Drill with Keyed Chuck



Continuous rating Input	680W
Capacity	Concrete: 16 mm (5/8") Steel: 13 mm (1/2") Wood: 30 mm (1-3/16") Wood (Self-Feed Bit): 60 mm (2-3/8") Masonry: 16 mm (5/8")
Chuck Capacity	1.5 - 13 mm (1/16 - 1/2")
Blows Per Minute (BPM)	0 - 44,800
No Load Speed (RPM)	0 - 2,800
Dimensions (L x W x H)	303 x 72 x 222 mm (11-7/8 x 2-13/16 x 8-3/4")
Net weight	2 kg (4.4 lbs.)
Power supply cord	2.0 m (6.6 ft)



Side Handle, Depth Gauge, Chuck Key, Chuck Key Holder

## HP1230

Hammer Drill

12 mm (15/32") 400 W Hammer Drill with Keyed Chuck



Continuous rating Input	400W
Capacity	Concrete: 12 mm (15/32") Steel: 10 mm (3/8") Wood: 15 mm (9/16") Wood (Self-Feed Bit): 30 mm (1-3/16") Masonry: 12 mm (15/32")
Chuck Capacity	1.5 - 10 mm (1/16 - 3/8")
Blows Per Minute (BPM)	0 - 31,900
No Load Speed (RPM)	0 - 2,900
Dimensions (L x W x H)	239 x 67 x 188 mm (9-3/8 x 2-5/8 x 7-3/8")
Net weight	1.7 kg (3.7 lbs.)
Power supply cord	2.0 m (6.6 ft)



Chuck Key, Depth Gauge, Side Grip

## HP2071F

2-Speed Hammer Drill

20 mm (3/4") 1,010 W 2-Speed Hammer Drill with Keyless Chuck



Continuous rating Input	1,010W
Capacity	Concrete: 20 mm (3/4") Steel Hi: 8 mm (5/16") Steel Lo: 16 mm (5/8") Wood Hi: 25 mm (1") Wood Lo: 40 mm (1-9/16")
Chuck Capacity	2.0 - 13 mm (1/16 - 1/2")
Impacts Per Minute (IPM)	High: 0 - 58,000 Low: 0 - 24,000
No Load Speed (RPM)	High: 0 - 2,900
Overall Length	362 mm (14-1/4")
Net weight	2.6 kg (5.7 lbs.)
Power supply cord	2.5 m (8.2 ft)



Side Grip, Depth Rod

## HP2071

2-Speed Hammer Drill

20 mm (3/4") 1,010 W 2-Speed Hammer Drill with Keyless Chuck



Continuous rating Input	1,010W
Capacity	Concrete: 20 mm (3/4") Steel Hi: 8 mm (5/16") Steel Lo: 16 mm (5/8") Wood Hi: 25 mm (1") Wood Lo: 40 mm (1-9/16")
Chuck Capacity	2.0 - 13 mm (1/16 - 1/2")
Impacts Per Minute (IPM)	High: 0 - 58,000 Low: 0 - 24,000
No Load Speed (RPM)	High: 0 - 2,900
Overall Length	362 mm (14-1/4")
Net weight	2.6 kg (5.7 lbs.)
Power supply cord	2.5 m (8.2 ft)



Side Grip, Depth Rod

## HP2070F

2-Speed Hammer Drill

20 mm (3/4") 1,010 W 2-Speed Hammer Drill with Keyed Chuck, LED Job Light



Continuous rating Input	1,010W
Capacity	Concrete: 20 mm (3/4") Steel Hi: 8 mm (5/16") Steel Lo: 16 mm (5/8") Wood Hi: 25 mm (1") Wood Lo: 40 mm (1-9/16")
Chuck Capacity	2.0 - 13 mm (1/16 - 1/2")
Impacts Per Minute (IPM)	High: 0 - 58,000 Low: 0 - 24,000
No Load Speed (RPM)	High: 0 - 2,900
Overall Length	364 mm (14-3/8")
Net weight	2.6 kg (5.7 lbs.)
Power supply cord	2.5 m (8.2 ft)



Chuck Key, Side Grip, Depth Rod

## HP2070

2-Speed Hammer Drill

20 mm (3/4") 1,010 W 2-Speed Hammer Drill with Keyed Chuck



Continuous rating Input	1,010W
Capacity	Concrete: 20 mm (3/4") Steel Hi: 8 mm (5/16") Steel Lo: 16 mm (5/8") Wood Hi: 25 mm (1") Wood Lo: 40 mm (1-9/16")
Chuck Capacity	2.0 - 13 mm (1/16 - 1/2")
Impacts Per Minute (IPM)	High: 0 - 58,000 Low: 0 - 24,000
No Load Speed (RPM)	High: 0 - 2,900
Overall Length	364 mm (14-3/8")
Net weight	2.6 kg (5.7 lbs.)
Power supply cord	2.5 m (8.2 ft)



Chuck Key, Side Grip, Depth Rod



# Hammer drilling/Chiselling

## HP2051F

2-Speed Hammer Drill

20 mm (3/4") 720 W 2-Speed Hammer Drill with Keyless Chuck, LED Job Light



Continuous rating Input	720W
Capacity	Concrete: 20 mm (3/4") Steel Hi: 8 mm (5/16") Steel Lo: 13 mm (1/2") Wood Hi: 25 mm (1") Wood Lo: 40 mm (1-9/16")
Chuck Capacity	1.5 - 13 mm (1/16 - 1/2")
Impacts Per Minute (IPM)	High: 0 - 58,000 Low: 0 - 24,000
No Load Speed (RPM)	High: 0 - 2,900
Overall Length	360 mm (14-1/8")
Net weight	2.5 kg (5.6 lbs.)
Power supply cord	2.5 m (8.2 ft)



Side Grip, Depth Rod

## HP2051

2-Speed Hammer Drill

20 mm (3/4") 720 W 2-Speed Hammer Drill with Keyless Chuck



Continuous rating Input	720W
Capacity	Concrete: 20 mm (3/4") Steel Hi: 8 mm (5/16") Steel Lo: 13 mm (1/2") Wood Hi: 25 mm (1") Wood Lo: 40 mm (1-9/16")
Chuck Capacity	1.5 - 13 mm (1/16 - 1/2")
Impacts Per Minute (IPM)	High: 0 - 58,000 Low: 0 - 24,000
No Load Speed (RPM)	High: 0 - 2,900
Overall Length	360 mm (14-1/8")
Net weight	2.5 kg (5.6 lbs.)
Power supply cord	2.5 m (8.2 ft)



Side Grip, Depth Rod

## HP2050F

2-Speed Hammer Drill

20 mm (3/4") 720 W 2-Speed Hammer Drill with Keyed Chuck, LED Job Light



Continuous rating Input	720W
Capacity	Concrete: 20 mm (3/4") Steel Hi: 8 mm (5/16") Steel Lo: 13 mm (1/2") Wood Hi: 25 mm (1") Wood Lo: 40 mm (1-9/16")
Chuck Capacity	1.5 - 13 mm (1/16 - 1/2")
Impacts Per Minute (IPM)	High: 0 - 58,000 Low: 0 - 24,000
No Load Speed (RPM)	High: 0 - 2,900
Overall Length	362 mm (14-1/4")
Net weight	2.5 kg (5.6 lbs.)
Power supply cord	2.5 m (8.2 ft)



Chuck Key, Side Grip, Depth Rod

## HP2050

2-Speed Hammer Drill

20 mm (3/4") 720 W 2-Speed Hammer Drill with Keyed Chuck



Continuous rating Input	720W
Capacity	Concrete: 20 mm (3/4") Steel Hi: 8 mm (5/16") Steel Lo: 13 mm (1/2") Wood Hi: 25 mm (1") Wood Lo: 40 mm (1-9/16")
Chuck Capacity	1.5 - 13 mm (1/16 - 1/2")
Impacts Per Minute (IPM)	High: 0 - 58,000 Low: 0 - 24,000
No Load Speed (RPM)	High: 0 - 2,900
Overall Length	362 mm (14-1/4")
Net weight	2.5 kg (5.6 lbs.)
Power supply cord	2.5 m (8.2 ft)



Chuck Key, Side Grip, Depth Rod

## 8406

Diamond Core Hammer Drill

152 mm (6") 850 W Diamond Core Hammer Drill



Continuous rating Input	850W
Capacity	Concrete (w/ Diamond Core Bit): 152 mm (6") Steel: 13 mm (1/2") Wood: 30 mm (1-1/8") Wood (Self-Feed Bit): 30 mm (1-1/8") Masonry: 20 mm (3/4")
Impacts Per Minute (IPM)	0 - 22,500
No Load Speed (RPM)	0 - 1,500
Chuck Capacity	2 - 13 mm (1/16 - 1/2")
Overall Length	400 mm (15-3/4")
Net weight	3.7 kg (8.1 lbs.)
Power supply cord	2.5 m (8.2 ft)



Chuck Key, Side Grip



# Comparison List

Model No.	Powerd	EPTA-Procedure 05/2009	Net weight (kg)	AVT	Soft No load
-----------	--------	------------------------	-----------------	-----	--------------

## Cordless Demolition Hammer

### SDS-MAX Shank

HM002G	40Vmax x2	20.9 J	12.0 - 13.3 kg (26.5 - 29.3 lbs.)	●	●
HM001G	40Vmax	9.4 J	6.3 - 7.1 kg (13.9 - 15.7 lbs.)	●	●

Model No.	Continuous rating Input (W)	EPTA-Procedure 05/2009	Makita standard	Net weight (kg)	AVT	Soft No load
-----------	-----------------------------	------------------------	-----------------	-----------------	-----	--------------

## Demolition Hammer / Electric Breaker

### 17mm Hex Shank

HM0810	900	-	7.6	6.7 kg (14.7 lbs)	-	-
HM0810T	900	7.2	7.6	6.3 kg (13.9 lbs.)	-	-
HM0830	1,010	-	8.3	4.9 kg (10.7 lbs)	-	-

### 19mm Hex Shank

HM0810B	420	5.3	7.6	6.6 kg (14.5 lbs)	-	-
---------	-----	-----	-----	-------------------	---	---

### 21mm Hex Shank

HM1201	1,130	-	13	9.1 kg (20.1 lbs)	-	-
--------	-------	---	----	-------------------	---	---

### SDS-MAX Shank

HM0871C	1,100	8.1	11.6	5.6 - 5.8 kg (12.4 - 12.8 lbs)	●	●
HM0870C	1,100	7.6	11.4	5.1 - 5.3 kg (11.1 - 11.6 lbs)	-	-
HM1111C	1,300	11.2	17.2	7.8 - 8.0 kg (17.3 - 17.6 lbs)	●	●
HM1101C	1,300	11.5	17.2	7.2 - 7.3 kg (15.8 - 16.1 lbs)	-	-
HM1213C	1,510	18.6	25.5	10.8 kg (23.7 lbs)	●	●
HM1205C	1,510	19.1	25.5	9.7 kg (21.5 lbs)	-	-
HM1203C	1,510	19.1	25.5	9.7 kg (21.5 lbs)	-	-
HM1214C	1,510	19.9	26	12.3 kg (27.1 lbs)	●	●

### 30mm Hex Shank

HM1306	1,510	21.7	28.8	15.1 kg (33.3 lbs)	-	-
HM1317C	1,510	25	33.8	17.0 kg (37.5 lbs)	●	●
HM1307C	1,510	25.5	33.8	15.3 kg (33.8 lbs)	-	-
HM1511	1,850	48.9	-	19.2 kg (42.3 lbs.)	●	●
HM1501	1,850	48.1	-	18.4 kg (40.6 lbs.)	-	-


### 28.6mm Hex Shank

HM1317CB	1,510	26.5	33.8	19.0 kg (41.9 lbs)	●	●
HM1307CB	1,510	23.6	33.8	17.3 kg (38.2 lbs)	-	-
HM1812	2,000	72.8	62	31.3 kg (69 lbs)	●	●
HM1802	2,000	71.4	62	29.4 kg (64.8 lbs)	-	-
HM1512	1,850	48.9	-	20.4 kg (45.0 lbs.)	●	●
HM1502	1,850	48.1	-	19.7 kg (43.4 lbs.)	-	-

# PRODUCTS

## Grinding/Sanding/Polishing



-  Double Insulation
-  Variable Speed
-  Brake
-  Mechanical 2-Speed
-  Electronic 2-Speed
-  Electronic 3-Speed
-  Torque Limiter
-  Constant Speed
-  Soft Start
-  Hook & Loop
-  Revolving Hose
-  Dust Collection
-  Built-in Job Light
-  Carrying Case

## Grinding/Sanding/Polishing

## Cordless Angle Grinder

## 40Vmax XGT BL AFT Cordless Angle Grinder, Anti-Restart Function, Electric Brake, Slide Switch Lock-On

40V max



XGT BL AFT XPT



	GA003G	GA004G	GA005G
Wheel Diameter	100 mm (4")	115 mm (4-1/2")	125 mm (5")
Hole Diameter	16 mm (5/8")	22.23 mm (7/8")	22.23 mm (7/8")
No Load Speed (RPM)	8,500	8,500	8,500
Dimensions (L x W x H)	w/ BL4040: 410 x 117 x 162 mm (16-1/8 x 4-5/8 x 6-3/8") w/ BL4020 / BL4025: 398 x 117 x 150 mm (15-5/8 x 4-5/8 x 5-7/8")	w/ BL4040: 410 x 130 x 168 mm (16-1/8 x 5-1/8 x 6-5/8") w/ BL4020 / BL4025: 398 x 130 x 156 mm (15-5/8 x 5-1/8 x 6-1/8")	w/ BL4040: 410 x 140 x 168 mm (16-1/8 x 5-1/2 x 6-5/8") w/ BL4020 / BL4025: 398 x 140 x 156 mm (15-5/8 x 5-1/2 x 6-1/8")
Net weight	2.8 - 3.3 kg (6.2 - 7.3 lbs.)	2.9 - 3.5 kg (6.4 - 7.7 lbs.)	2.9 - 3.6 kg (6.4 - 7.9 lbs.)

Grinding Wheel, Toolless Wheel Cover / Wheel Cover, Side Grip, Lock Nut Wrench, Battery, Charger

## Cordless Angle Grinder

## 40Vmax XGT BL AFT Cordless Angle Grinder, Anti-Restart Function, Slide Switch Lock-On

40V max



XGT BL AFT XPT



	GA006G	GA007G	GA008G
Wheel Diameter	100 mm (4")	115 mm (4-1/2")	125 mm (5")
Hole Diameter	16 mm (5/8")	22.23 mm (7/8")	22.23 mm (7/8")
No Load Speed (RPM)	8,500	8,500	8,500
Dimensions (L x W x H)	w/ BL4040: 410 x 117 x 158 mm (16-1/8 x 4-5/8 x 6-1/4") w/ BL4020 / BL4025: 398 x 117 x 146 mm (15-5/8 x 4-5/8 x 5-3/4")	w/ BL4040: 410 x 130 x 165 mm (16-1/8 x 5-1/8 x 6-1/2") w/ BL4020 / BL4025: 398 x 130 x 152 mm (15-5/8 x 5-1/8 x 6")	w/ BL4040: 410 x 140 x 165 mm (16-1/8 x 5-1/2 x 6-1/2") w/ BL4020 / BL4025: 398 x 140 x 152 mm (15-5/8 x 5-1/2 x 6")
Net weight	2.7 - 3.3 kg (6.0 - 7.3 lbs.)	2.9 - 3.5 kg (6.4 - 7.7 lbs.)	2.9 - 3.5 kg (6.4 - 7.7 lbs.)

Grinding Wheel, Toolless Wheel Cover / Wheel Cover, Side Grip, Lock Nut Wrench, Battery, Charger

## Cordless Angle Grinder

## 40Vmax XGT BL AFT Cordless Angle Grinder, Anti-Restart Function, Electric Brake, Paddle Switch

40V max



XGT BL AFT XPT



	GA011G	GA012G	GA013G
Wheel Diameter	100 mm (4")	115 mm (4-1/2")	125 mm (5")
Hole Diameter	16 mm (5/8")	22.23 mm (7/8")	22.23 mm (7/8")
No Load Speed (RPM)	8,500	8,500	8,500
Dimensions (L x W x H)	w/ BL4040: 410 x 117 x 162 mm (16-1/8 x 4-5/8 x 6-3/8") w/ BL4020 / BL4025: 398 x 117 x 150 mm (15-5/8 x 4-5/8 x 5-7/8")	w/ BL4040: 410 x 130 x 168 mm (16-1/8 x 5-1/8 x 6-5/8") w/ BL4020 / BL4025: 398 x 130 x 156 mm (15-5/8 x 5-1/8 x 6-1/8")	w/ BL4040: 410 x 140 x 168 mm (16-1/8 x 5-1/2 x 6-5/8") w/ BL4020 / BL4025: 398 x 140 x 156 mm (15-5/8 x 5-1/2 x 6-1/8")
Net weight	2.8 - 3.4 kg (6.2 - 7.5 lbs.)	3.0 - 3.6 kg (6.6 - 7.9 lbs.)	3.0 - 3.6 kg (6.6 - 7.9 lbs.)

Grinding Wheel, Toolless Wheel Cover, Side Grip, Lock Nut Wrench, Battery, Charger

## Cordless Angle Grinder

## 40Vmax XGT BL AFT Cordless Angle Grinder, Anti-Restart Function, Paddle Switch

40V max



XGT BL AFT XPT



	GA014G	GA015G	GA016G
Wheel Diameter	100 mm (4")	115 mm (4-1/2")	125 mm (5")
Hole Diameter	16 mm (5/8")	22.23 mm (7/8")	22.23 mm (7/8")
No Load Speed (RPM)	8,500	8,500	8,500
Dimensions (L x W x H)	w/ BL4040: 410 x 117 x 158 mm (16-1/8 x 4-5/8 x 6-1/4") w/ BL4020 / BL4025: 398 x 117 x 146 mm (15-5/8 x 4-5/8 x 5-3/4")	w/ BL4040: 410 x 130 x 165 mm (16-1/8 x 5-1/8 x 6-1/2") w/ BL4020 / BL4025: 398 x 130 x 152 mm (15-5/8 x 5-1/8 x 6")	w/ BL4040: 410 x 140 x 165 mm (16-1/8 x 5-1/2 x 6-1/2") w/ BL4020 / BL4025: 398 x 140 x 152 mm (15-5/8 x 5-1/2 x 6")
Net weight	2.8 - 3.3 kg (6.2 - 7.3 lbs.)	2.9 - 3.5 kg (6.4 - 7.7 lbs.)	2.9 - 3.6 kg (6.4 - 7.9 lbs.)

Grinding Wheel, Toolless Wheel Cover, Side Grip, Lock Nut Wrench, Battery, Charger

## Cordless Angle Grinder

## 40Vmax XGT BL AWS AFT Cordless Angle Grinder, Anti-Restart Function, Electric Brake, Slide Switch Lock-On

40V max



XGT BL AWS AFT XPT



	GA021G	GA022G	GA023G
Wheel Diameter	100 mm (4")	115 mm (4-1/2")	125 mm (5")
Hole Diameter	16 mm (5/8")	22.23 mm (7/8")	22.23 mm (7/8")
No Load Speed (RPM)	3,000 - 8,500	3,000 - 8,500	3,000 - 8,500
Dimensions (L x W x H)	w/ BL4040: 425 x 117 x 162 mm (16-3/4 x 4-5/8 x 6-3/8") w/ BL4020 / BL4025: 413 x 117 x 150 mm (16-1/4 x 4-5/8 x 5-7/8")	w/ BL4040: 425 x 130 x 168 mm (16-3/4 x 5-1/8 x 6-5/8") w/ BL4020 / BL4025: 413 x 130 x 156 mm (16-1/4 x 5-1/8 x 6-1/8")	w/ BL4040: 425 x 140 x 168 mm (16-3/4 x 5-1/2 x 6-5/8") w/ BL4020 / BL4025: 413 x 140 x 156 mm (16-1/4 x 5-1/2 x 6-1/8")
Net weight	2.8 - 3.4 kg (6.2 - 7.5 lbs.)	3.0 - 3.6 kg (6.6 - 7.9 lbs.)	3.0 - 4.4 kg (6.6 - 9.7 lbs.)

Grinding Wheel, Toolless Wheel Cover, Side Grip, Lock Nut Wrench, Battery, Charger

## Cordless Angle Grinder

## 40Vmax XGT BL AWS AFT Cordless Angle Grinder, Anti-Restart Function, Slide Switch Lock-On

40V max



XGT BL AWS AFT XPT



	GA024G	GA025G	GA026G
Wheel Diameter	100 mm (4")	115 mm (4-1/2")	125 mm (5")
Hole Diameter	16 mm (5/8")	22.23 mm (7/8")	22.23 mm (7/8")
No Load Speed (RPM)	3,000 - 8,500	3,000 - 8,500	3,000 - 8,500
Dimensions (L x W x H)	w/ BL4040: 425 x 117 x 158 mm (16-3/4 x 4-5/8 x 6-1/4") w/ BL4020 / BL4025: 413 x 117 x 146 mm (16-1/4 x 4-5/8 x 5-3/4")	w/ BL4040: 425 x 130 x 165 mm (16-3/4 x 5-1/8 x 6-1/2") w/ BL4020 / BL4025: 413 x 130 x 152 mm (16-1/4 x 5-1/8 x 6")	w/ BL4040: 425 x 140 x 165 mm (16-3/4 x 5-1/2 x 6-1/2") w/ BL4020 / BL4025: 413 x 140 x 152 mm (16-1/4 x 5-1/2 x 6")
Net weight	2.8 - 3.4 kg (6.2 - 7.5 lbs.)	2.9 - 3.5 kg (6.4 - 7.7 lbs.)	2.9 - 4.4 kg (6.4 - 9.7 lbs.)

Grinding Wheel, Toolless Wheel Cover, Side Grip, Lock Nut Wrench, Battery, Charger

# Grinding/Sanding/Polishing

**Cordless Angle Grinder** **40Vmax XGT BL AWS AFT Cordless Angle Grinder, Anti-Restart Function, Electric Brake, Paddle Switch** **40V max**



	<b>GA027G</b>	<b>GA028G</b>	<b>GA029G</b>
Wheel Diameter	100 mm (4")	115 mm (4-1/2")	125 mm (5")
Hole Diameter	16 mm (5/8")	22.23 mm (7/8")	22.23 mm (7/8")
No Load Speed (RPM)	3,000 - 8,500	3,000 - 8,500	3,000 - 8,500
Dimensions (L x W x H)	w/ BL4040 : 425 x 117 x 162 mm (16-3/4 x 4-5/8 x 6-3/8") w/ BL4020 / BL4025 : 413 x 117 x 150 mm (16-1/4 x 4-5/8 x 5-7/8")	w/ BL4040 : 425 x 130 x 168 mm (16-3/4 x 5-1/8 x 6-5/8") w/ BL4020 / BL4025 : 413 x 130 x 156 mm (16-1/4 x 5-1/8 x 6-1/8")	w/ BL4040 : 425 x 140 x 168 mm (16-3/4 x 5-1/2 x 6-5/8") w/ BL4020 / BL4025 : 413 x 140 x 156 mm (16-1/4 x 5-1/2 x 6-1/8")
Net weight	2.9 - 3.4 kg (6.4 - 7.5 lbs.)	3.0 - 3.6 kg (6.6 - 7.9 lbs.)	3.0 - 4.5 kg (6.6 - 9.9 lbs.)



Grinding Wheel, Toolless Wheel Cover, Side Grip, Lock Nut Wrench, Battery, Charger

**Cordless Angle Grinder** **40Vmax XGT BL AWS AFT Cordless Angle Grinder, Anti-Restart Function, Paddle Switch** **40V max**



	<b>GA030G</b>	<b>GA031G</b>	<b>GA032G</b>
Wheel Diameter	100 mm (4")	115 mm (4-1/2")	125 mm (5")
Hole Diameter	16 mm (5/8")	22.23 mm (7/8")	22.23 mm (7/8")
No Load Speed (RPM)	3,000 - 8,500	3,000 - 8,500	3,000 - 8,500
Dimensions (L x W x H)	w/ BL4040 : 425 x 117 x 158 mm (16-3/4 x 4-5/8 x 6-1/4") w/ BL4020 / BL4025 : 413 x 117 x 146 mm (16-1/4 x 4-5/8 x 5-3/4")	w/ BL4040 : 425 x 130 x 165 mm (16-3/4 x 5-1/8 x 6-1/2") w/ BL4020 / BL4025 : 413 x 130 x 152 mm (16-1/4 x 5-1/8 x 6")	w/ BL4040 : 425 x 140 x 165 mm (16-3/4 x 5-1/2 x 6-1/2") w/ BL4020 / BL4025 : 413 x 140 x 152 mm (16-1/4 x 5-1/2 x 6")
Net weight	2.8 - 3.4 kg (6.2 - 7.5 lbs.)	2.9 - 3.6 kg (6.4 - 7.9 lbs.)	3.0 - 4.4 kg (6.6 - 9.7 lbs.)



Grinding Wheel, Toolless Wheel Cover, Side Grip, Lock Nut Wrench, Battery, Charger

**Cordless Angle Grinder** **40Vmax XGT BL AWS AFT Cordless Angle Grinder, Anti-Restart Function, Electric Brake, Slide Switch Lock-On, X-LOCK** **40V max**

new



	<b>GA039G</b>	<b>GA040G</b>	<b>GA041G</b>
Wheel Diameter	100 mm (4")	115 mm (4-1/2")	125 mm (5")
Hole Diameter	16 mm (5/8")	22.23 mm (7/8")	22.23 mm (7/8")
No Load Speed (RPM)	3,000 - 8,500	3,000 - 8,500	3,000 - 8,500
Dimensions (L x W x H)	w/ BL4040 : 433 x 117 x 162 mm (17 x 4-5/8 x 6-3/8")	w/ BL4040 : 433 x 130 x 168 mm (17 x 5-1/8 x 6-5/8")	w/ BL4040 : 433 x 140 x 168 mm (17 x 5-1/2 x 6-5/8")
Net weight	3.0 - 4.7 kg (6.6 - 10.4 lbs.)	3.0 - 4.7 kg (6.6 - 10.4 lbs.)	3.0 - 4.7 kg (6.6 - 10.4 lbs.)



Toolless Wheel Cover, Side Grip, Battery, Charger

**Cordless Angle Grinder** **40Vmax XGT BL AWS AFT Cordless Angle Grinder, Anti-Restart Function, Electric Brake, Paddle Switch, X-LOCK** **40V max**

new



	<b>GA042G</b>	<b>GA043G</b>	<b>GA044G</b>
Wheel Diameter	100 mm (4")	115 mm (4-1/2")	125 mm (5")
Hole Diameter	16 mm (5/8")	22.23 mm (7/8")	22.23 mm (7/8")
No Load Speed (RPM)	3,000 - 8,500	3,000 - 8,500	3,000 - 8,500
Dimensions (L x W x H)	w/ BL4040 : 433 x 117 x 162 mm (17 x 4-5/8 x 6-3/8")	w/ BL4040 : 433 x 130 x 168 mm (17 x 5-1/8 x 6-5/8")	w/ BL4040 : 433 x 140 x 168 mm (17 x 5-1/2 x 6-5/8")
Net weight	3.0 - 4.8 kg (6.6 - 10.6 lbs.)	3.0 - 4.8 kg (6.6 - 10.6 lbs.)	3.0 - 4.8 kg (6.6 - 10.6 lbs.)



Toolless Wheel Cover, Side Grip, Battery, Charger

**Cordless Angle Grinder** **40Vmax XGT BL AFT Cordless Angle Grinder, Anti-Restart Function, Electric Brake, Paddle Switch, X-LOCK** **40V max**

new



	<b>GA045G</b>	<b>GA046G</b>	<b>GA047G</b>
Wheel Diameter	100 mm (4")	115 mm (4-1/2")	125 mm (5")
Hole Diameter	16 mm (5/8")	22.23 mm (7/8")	22.23 mm (7/8")
No Load Speed (RPM)	8,500	8,500	8,500
Dimensions (L x W x H)	w/ BL4040 : 418 x 117 x 162 mm (16-1/2 x 4-5/8 x 6-3/8")	w/ BL4040 : 418 x 130 x 168 mm (16-1/2 x 5-1/8 x 6-5/8")	w/ BL4040 : 418 x 140 x 168 mm (16-1/2 x 5-1/2 x 6-5/8")
Net weight	2.9 - 4.7 kg (6.4 - 10.4 lbs.)	3.0 - 4.7 kg (6.6 - 10.4 lbs.)	3.0 - 4.7 kg (6.6 - 10.4 lbs.)



Toolless Wheel Cover, Side Grip, Battery, Charger

**Cordless Angle Grinder** **40Vmax XGT BL AWS AFT Cordless Angle Grinder, Anti-Restart Function, Electric Brake, Large Trigger Switch** **40V max**



	<b>GA037G</b>	<b>GA038G</b>
Wheel Diameter	180 mm (7")	230 mm (9")
Hole Diameter	22.23 mm (7/8")	22.23 mm (7/8")
No Load Speed (RPM)	7,800	6,600
Circumference of Grip Portion	154 mm (6-1/16")	154 mm (6-1/16")
Dimensions (L x W x H)	w/ BL4025 : 497 x 200 x 156 mm (19-1/2 x 7-7/8 x 6-1/8") w/ BL4040 : 509 x 200 x 164 mm (20 x 7-7/8 x 6-1/2") w/ BL4050F : 535 x 200 x 180 mm (21 x 7-7/8 x 7-1/8")	w/ BL4025 : 497 x 250 x 156 mm (19-1/2 x 9-7/8 x 6-1/8") w/ BL4040 : 509 x 250 x 164 mm (20 x 9-7/8 x 6-1/2") w/ BL4050F : 535 x 250 x 180 mm (21 x 9-7/8 x 7-1/8")
Net weight	4.4 - 5.4 kg (9.7 - 11.9 lbs.)	4.6 - 7.4 kg (10.1 - 16.3 lbs.)



Toolless Wheel Cover, Side Grip, Lock Nut Wrench, Vibration Proof Grip (country-specific), Wireless Unit (country-specific), Interchangeable Adapter ADP10 (country-specific), Toolless Lock Nut (country-specific), Battery, Charger

Items of standard equipment and specifications may vary by country or area.

Grinding/Sanding/Polishing

## Grinding/Sanding/Polishing

## Cordless Angle Grinder

## 40Vmax XGT BL AFT Cordless Angle Grinder, Anti-Restart Function, Electric Brake, Slide Switch Lock-On

40V max

GA035G:  
Slide switchGA036G:  
Paddle Switch







	GA035G	GA036G
Wheel Diameter	150 mm (6")	150 mm (6")
Hole Diameter	22.23 mm (7/8")	22.23 mm (7/8")
No Load Speed (RPM)	8,500	8,500
Circumference of Grip	146 mm (5-3/4")	151 mm (5-15/16")
Portion		
Dimensions (L x W x H)	w/ BL4040: 410 x 171 x 168 mm (16-1/8 x 6-3/4 x 6-5/8") w/ BL4020 / BL4025 : 398 x 171 x 156 mm (15-5/8 x 6-3/4 x 6-1/8")	w/ BL4040: 410 x 171 x 168 mm (16-1/8 x 6-3/4 x 6-5/8") w/ BL4020 / BL4025 : 398 x 171 x 156 mm (15-5/8 x 6-3/4 x 6-1/8")
Net weight	3.0 - 3.7 kg (6.6 - 8.2 lbs.)	3.0 - 3.7 kg (6.6 - 8.2 lbs.)

Grinding Wheel, Toolless Wheel Cover, Side Grip, Lock Nut Wrench, Battery, Charger

## Cordless Angle Grinder

## 18V X2 (36V) LXT BL AWS ADT AFT Cordless Angle Grinder, Anti-Restart Function, Electric Brake, Large Trigger Switch

18V x2



▼ DGA701 / DGA901



	DGA700	DGA701	DGA900	DGA901
Wheel Diameter	180 mm (7")	180 mm (7")	230 mm (9")	230 mm (9")
Hole Diameter	22.23 mm (7/8")	22.23 mm (7/8")	22.23 mm (7/8")	22.23 mm (7/8")
No Load Speed (RPM)	7,800	7,800	6,000	6,000
Circumference of Grip	-	160 mm (6-5/16")	-	160 mm (6-5/16")
Portion				
Dimensions (L x W x H)	499 x 200 x 158 mm (19-5/8 x 7-7/8 x 6-1/4")	499 x 200 x 158 mm (19-5/8 x 7-7/8 x 6-1/4")	499 x 250 x 158 mm (19-5/8 x 9-7/8 x 6-1/4")	499 x 250 x 158 mm (19-5/8 x 9-7/8 x 6-1/4")
Net weight	5 - 6 kg (11.02 - 13.23 lbs.)	5.0 - 6.0 kg (11.0 - 13.3 lbs.)	5.2 - 8 kg (11.46 - 17.64 lbs.)	5.2 - 8.0 kg (11.4 - 17.7 lbs.)

Toolless Wheel Cover / Wheel Cover, Side Grip, Lock Nut Wrench

## Cordless Angle Grinder

## 18V LXT BL AWS ADT AFT Cordless Angle Grinder, Variable Speed, Anti-Restart Function, Electric Brake, Slide Switch Lock-On

18V




	DGA414	DGA464	DGA514
Wheel Diameter	100 mm (4")	115 mm (4-1/2")	125 mm (5")
Hole Diameter	16 mm (5/8")	22.23 mm (7/8")	22.23 mm (7/8")
No Load Speed (RPM)	3,000 - 8,500	3,000 - 8,500	3,000 - 8,500
Dimensions (L x W x H)	w/ BL1830B / BL1840B / BL1850B / BL1860B : 382 x 117 x 147 mm (15 x 4-5/8 x 5-3/4")	w/ BL1830B / BL1840B / BL1850B / BL1860B : 382 x 130 x 151 mm (15 x 5-1/8 x 5-15/16")	w/ BL1830B / BL1840B / BL1850B / BL1860B : 382 x 140 x 151 mm (15 x 5-1/2 x 5-15/16")
Net weight	2.2 - 2.8 kg (4.9 - 6.3 lbs.)	2.3 - 3 kg (5.2 - 6.7 lbs.)	2.4 - 3 kg (5.2 - 6.7 lbs.)

Grinding Wheel, Wheel Cover, Side Grip, Lock Nut Wrench, Battery, Charger

## Cordless Angle Grinder

## 18V LXT BL ADT AFT Cordless Angle Grinder, Variable Speed, Anti-Restart Function, Electric Brake, Slide Switch Lock-On

18V




	DGA413	DGA463	DGA513
Wheel Diameter	100 mm (4")	115 mm (4-1/2")	125 mm (5")
Hole Diameter	16 mm (5/8")	22.23 mm (7/8")	22.23 mm (7/8")
No Load Speed (RPM)	3,000 - 8,500	3,000 - 8,500	3,000 - 8,500
Dimensions (L x W x H)	w/ BL1830B / BL1840B / BL1850B / BL1860B : 382 x 117 x 147 mm (15 x 4-5/8 x 5-3/4")	w/ BL1830B / BL1840B / BL1850B / BL1860B : 382 x 130 x 151 mm (15 x 5-1/8 x 5-15/16")	w/ BL1830B / BL1840B / BL1850B / BL1860B : 382 x 140 x 151 mm (15 x 5-1/2 x 5-15/16")
Net weight	2.2 - 2.8 kg (4.9 - 6.2 lbs.)	2.3 - 3 kg (5.1 - 6.7 lbs.)	2.4 - 3 kg (5.2 - 6.7 lbs.)

Grinding Wheel, Wheel Cover, Side Grip, Lock Nut Wrench, Battery, Charger

## Cordless Angle Grinder

## 18V LXT BL AWS ADT AFT Cordless Angle Grinder, Variable Speed, Anti-Restart Function, Slide Switch Lock-On

18V




	DGA412	DGA462	DGA512
Wheel Diameter	100 mm (4")	115 mm (4-1/2")	125 mm (5")
Hole Diameter	16 mm (5/8")	22.23 mm (7/8")	22.23 mm (7/8")
No Load Speed (RPM)	3,000 - 8,500	3,000 - 8,500	3,000 - 8,500
Dimensions (L x W x H)	w/ BL1830B / BL1840B / BL1850B / BL1860B : 382 x 117 x 140 mm (15 x 4-5/8 x 5-1/2")	w/ BL1830B / BL1840B / BL1850B / BL1860B : 382 x 130 x 145 mm (15 x 5-1/8 x 5-3/4")	w/ BL1830B / BL1840B / BL1850B / BL1860B : 382 x 140 x 145 mm (15 x 5-1/2 x 5-3/4")
Net weight	2.2 - 2.8 kg (4.8 - 6.1 lbs.)	2.3 - 3 kg (5.1 - 6.6 lbs.)	2.3 - 3 kg (5.2 - 6.6 lbs.)

Grinding Wheel, Wheel Cover, Side Grip, Lock Nut Wrench, Battery, Charger

## Cordless Angle Grinder

## 18V LXT BL ADT AFT Cordless Angle Grinder, Variable Speed, Anti-Restart Function, Slide Switch Lock-On

18V




	DGA411	DGA461	DGA511
Wheel Diameter	100 mm (4")	115 mm (4-1/2")	125 mm (5")
Hole Diameter	16 mm (5/8")	22.23 mm (7/8")	22.23 mm (7/8")
No Load Speed (RPM)	3,000 - 8,500	3,000 - 8,500	3,000 - 8,500
Dimensions (L x W x H)	w/ BL1830B / BL1840B / BL1850B / BL1860B : 382 x 117 x 140 mm (15 x 4-5/8 x 5-1/2")	w/ BL1830B / BL1840B / BL1850B / BL1860B : 382 x 130 x 145 mm (15 x 5-1/8 x 5-3/4")	w/ BL1830B / BL1840B / BL1850B / BL1860B : 382 x 140 x 145 mm (15 x 5-1/2 x 5-3/4")
Net weight	2.2 - 2.8 kg (4.8 - 6.1 lbs.)	2.3 - 3 kg (5.1 - 6.6 lbs.)	2.3 - 3 kg (5.1 - 6.6 lbs.)

Grinding Wheel, Wheel Cover, Side Grip, Lock Nut Wrench, Battery, Charger

# Grinding/Sanding/Polishing

## Cordless Angle Grinder

### 18V LXT BL ADT AFT Cordless Angle Grinder, Anti-Restart Function, Electric Brake, Slide Switch Lock-On

18V



	DGA406	DGA456	DGA506
Wheel Diameter	100 mm (4")	115 mm (4-1/2")	125 mm (5")
Hole Diameter	16 mm (5/8")	22.23 mm (7/8")	22.23 mm (7/8")
No Load Speed (RPM)	8,500	8,500	8,500
Dimensions (L x W x H)	362 x 117 x 146 mm (14-1/4 x 4-5/8 x 5-3/4")	362 x 130 x 151 mm (14-1/4 x 5-1/8 x 5-15/16")	362 x 140 x 151 mm (14-1/4 x 5-1/2 x 5-15/16")
Net weight	2.18 - 2.77 kg (4.81 - 6.12 lbs.)	2.34 - 3.03 kg (5.17 - 6.67 lbs.)	2.35 - 3.83 kg (5.18 - 8.45 lbs.)

LXT BL ADT AFT XPT



Grinding Wheel, Toolless Wheel Cover / Wheel Cover, Side Handle, Lock Nut Wrench, Battery, Charger

## Cordless Angle Grinder

### 18V LXT BL ADT AFT Cordless Angle Grinder, Anti-Restart Function, Slide Switch Lock-On

18V



	DGA404	DGA454	DGA504	DGA521
Wheel Diameter	100 mm (4")	115 mm (4-1/2")	125 mm (5")	125 mm (5")
Hole Diameter	16 mm (5/8")	22.23 mm (7/8")	22.23 mm (7/8")	32 mm
No Load Speed (RPM)	8,500	8,500	8,500	8,500
Dimensions (L x W x H)	362 x 117 x 140 mm (14-1/4 x 4-5/8 x 5-1/2")	362 x 130 x 145 mm (14-1/4 x 5-1/8 x 5-3/4")	362 x 140 x 145 mm (14-1/4 x 5-1/2 x 5-3/4")	w/ BL1830B / BL1840B / BL1850B / BL1860B : 375 x 140 x 146 mm (14-3/4 x 5-1/2 x 5-3/4")
Net weight	2.1 - 2.71 kg (4.63 - 5.98 lbs.)	2.24 - 2.89 kg (4.93 - 6.37 lbs.)	2.26 - 3.73 kg (4.98 - 8.23 lbs.)	2.4 - 3.0 kg (5.3 - 6.6 lbs.)

▼ DGA521

LXT BL ADT AFT XLOCK XPT



Grinding Wheel, Toolless Wheel Cover / Wheel Cover, Side Handle, Lock Nut Wrench, Battery, Charger

## Cordless Angle Grinder

### 18V LXT Li-Ion Cordless Angle Grinder, Anti-Restart Function, Slide Switch Lock-On

18V



	DGA402	DGA452
Wheel Diameter	100 mm (4")	115 mm (4-1/2")
Hole Diameter	16 mm (5/8")	22.23 mm (7/8")
No Load Speed (RPM)	11,000	11,000
Dimensions (L x W x H)	317 x 118 x 118 mm (12-1/2 x 4-5/8 x 4-5/8")	317 x 129 x 126 mm (12-1/2 x 5-1/8 x 5")
Net weight	1.9 - 2.51 kg (4.19 - 5.54 lbs.)	2.06 - 2.71 kg (4.53 - 5.97 lbs.)

LXT



Grinding Wheel, Wheel Cover, Side Handle, Lock Nut Wrench, Battery, Charger

## Cordless Angle Grinder

### 18V LXT BL AWS ADT AFT Cordless Angle Grinder, Variable Speed, Anti-Restart Function, Electric Brake, Paddle Switch

18V



	DGA418	DGA468	DGA518
Wheel Diameter	100 mm (4")	115 mm (4-1/2")	125 mm (5")
Hole Diameter	16 mm (5/8")	22.23 mm (7/8")	22.23 mm (7/8")
No Load Speed (RPM)	3,000 - 8,500	3,000 - 8,500	3,000 - 8,500
Dimensions (L x W x H)	w/ BL1830B / BL1840B / BL1850B / BL1860B : 382 x 117 x 146 mm (15 x 4-5/8 x 5-3/4")	w/ BL1830B / BL1840B / BL1850B / BL1860B : 382 x 130 x 151 mm (15 x 5-1/8 x 6")	w/ BL1830B / BL1840B / BL1850B / BL1860B : 382 x 140 x 151 mm (15 x 5-1/2 x 6")
Net weight	2.2 - 2.9 kg (5 - 6.3 lbs.)	2.4 - 3.1 kg (5.2 - 6.8 lbs.)	2.4 - 3.1 kg (5.3 - 6.8 lbs.)

LXT BL AWS ADT AFT XPT



Grinding Wheel, Wheel Cover, Side Grip, Lock Nut Wrench, Battery, Charger

## Cordless Angle Grinder

### 18V LXT BL ADT AFT Cordless Angle Grinder, Variable Speed, Anti-Restart Function, Electric Brake, Paddle Switch

18V



	DGA417	DGA467	DGA517
Wheel Diameter	100 mm (4")	115 mm (4-1/2")	125 mm (5")
Hole Diameter	16 mm (5/8")	22.23 mm (7/8")	22.23 mm (7/8")
No Load Speed (RPM)	3,000 - 8,500	3,000 - 8,500	3,000 - 8,500
Dimensions (L x W x H)	w/ BL1830B / BL1840B / BL1850B / BL1860B : 382 x 117 x 146 mm (15 x 4-5/8 x 5-3/4")	w/ BL1830B / BL1840B / BL1850B / BL1860B : 382 x 130 x 151 mm (15 x 5-1/8 x 6")	w/ BL1830B / BL1840B / BL1850B / BL1860B : 382 x 140 x 151 mm (15 x 5-1/2 x 6")
Net weight	2.2 - 2.9 kg (4.9 - 6.3 lbs.)	2.4 - 3.1 kg (5.2 - 6.7 lbs.)	2.4 - 3.1 kg (5.2 - 6.7 lbs.)

LXT BL ADT AFT XPT



Grinding Wheel, Wheel Cover, Side Grip, Lock Nut Wrench, Battery, Charger

## Cordless Angle Grinder

### 18V LXT BL ADT AFT Cordless Angle Grinder, Variable Speed, Anti-Restart Function, Electric Brake, Paddle Switch, X-LOCK

18V



	DGA419	DGA469	DGA519
Wheel Diameter	100 mm (4")	115 mm (4-1/2")	125 mm (5")
No Load Speed (RPM)	3,000 - 8,500	3,000 - 8,500	3,000 - 8,500
Circumference of Grip	160 mm (6-5/16")	160 mm (6-5/16")	160 mm (6-5/16")
Portion			
Dimensions (L x W x H)	w/ BL1830B / BL1840B / BL1850B / BL1860B : 396 x 117 x 147 mm (15-1/2 x 4-5/8 x 5-3/4")	w/ BL1830B / BL1840B / BL1850B / BL1860B : 396 x 130 x 147 mm (15-1/2 x 5-1/8 x 5-3/4")	w/ BL1830B / BL1840B / BL1850B / BL1860B : 396 x 140 x 147 mm (15-1/2 x 5-1/2 x 5-3/4")
Net weight	2.4 - 3.0 kg (5.3 - 6.6 lbs.)	2.5 - 3.1 kg (5.5 - 6.8 lbs.)	2.5 - 3.1 kg (5.5 - 6.8 lbs.)

LXT BL ADT AFT XLOCK XPT



Grinding Wheel, Wheel Cover, Side Grip, Battery, Charger

# Grinding/Sanding/Polishing

## Cordless Angle Grinder

### 18V LXT BL ADT AFT Cordless Angle Grinder, Anti-Restart Function, Electric Brake, Paddle Switch No-Lock

18V



LXT BL ADT AFT XPT



	DGA408	DGA458	DGA508
Wheel Diameter	100 mm (4")	115 mm (4-1/2")	125 mm (5")
Hole Diameter	16 mm (5/8")	22.23 mm (7/8")	22.23 mm (7/8")
No Load Speed (RPM)	8,500	8,500	8,500
Dimensions (L x W x H)	362 x 117 x 146 mm (14-1/4 x 4-5/8 x 5-3/4")	362 x 130 x 151 mm (14-1/4 x 5-1/8 x 5-15/16")	362 x 140 x 151 mm (14-1/4 x 5-1/2 x 5-15/16")
Net weight	2.18 - 2.8 kg (4.81 - 6.17 lbs.)	2.34 - 3.03 kg (5.17 - 6.67 lbs.)	2.35 - 3.83 kg (5.18 - 8.45 lbs.)

Grinding Wheel, Toolless Wheel Cover / Wheel Cover, Side Handle, Lock Nut Wrench, Battery, Charger

## Cordless Angle Grinder

### 18V LXT BL ADT AFT Cordless Angle Grinder, Anti-Restart Function, Paddle Switch No-Lock

18V



DGA520

LXT BL ADT AFT XPT XLock



▲ DGA520

	DGA405	DGA455	DGA505	DGA520
Wheel Diameter	100 mm (4")	115 mm (4-1/2")	125 mm (5")	125 mm (5")
Hole Diameter	16 mm (5/8")	22.23 mm (7/8")	22.23 mm (7/8")	22.23 mm (7/8")
No Load Speed (RPM)	8,500	8,500	8,500	8,500
Dimensions (L x W x H)	362 x 117 x 140 mm (14-1/4 x 4-5/8 x 5-1/2")	362 x 130 x 145 mm (14-1/4 x 5-1/8 x 5-3/4")	362 x 140 x 145 mm (14-1/4 x 5-1/2 x 5-3/4")	w/ BL1830B / BL1840B / BL1850B / BL1860B : 376 x 140 x 147 mm (14-3/4 x 5-1/2 x 5-3/4")
Net weight	2.08 - 2.69 kg (4.59 - 5.94 lbs.)	2.24 - 2.92 kg (4.93 - 6.45 lbs.)	2.26 - 3.73 kg (4.98 - 8.23 lbs.)	2.4 - 3.0 kg (5.3 - 6.6 lbs.)

Grinding Wheel, Toolless Wheel Cover / Wheel Cover, Side Handle, Lock Nut Wrench, Battery, Charger

## Angle Grinder

### 1,450 W SJS Angle Grinder, Anti-Restart Function, Soft Start, Large Trigger Switch



SJS



	GA5021C	GA6021C
Continuous rating Input	1,450W	1,450W
Wheel Diameter	125 mm (5")	150 mm (6")
Hole Diameter	22.23 mm (7/8")	22.23 mm (7/8")
No Load Speed (RPM)	10,000	9,000
Dimensions (L x W x H)	390 x 139 x 120 mm (15-3/8 x 5-1/2 x 4-3/4")	390 x 169 x 120 mm (15-3/8 x 6-5/8 x 4-3/4")
Net weight	2.9 - 4.1 kg (6.5 - 9.1 lbs.)	3 - 3.5 kg (6.7 - 7.6 lbs.)
Power supply cord	2.5 m (8.2 ft)	2.5 m (8.2 ft)

Depressed Center Wheel, Side Grip, Wheel Cover, Lock Nut Wrench

## Angle Grinder

### 1,450 W SJS Angle Grinder, Anti-Restart Function, Soft Start, Finger Trigger Switch



SJS



	GA5020C	GA6020C
Continuous rating Input	1,450W	1,450W
Wheel Diameter	125 mm (5")	150 mm (6")
Hole Diameter	22.23 mm (7/8")	22.23 mm (7/8")
No Load Speed (RPM)	10,000	9,000
Dimensions (L x W x H)	390 x 139 x 120 mm (15-3/8 x 5-1/2 x 4-3/4")	390 x 169 x 120 mm (15-3/8 x 6-5/8 x 4-3/4")
Net weight	2.9 - 4.1 kg (6.5 - 9.1 lbs.)	3 - 3.5 kg (6.7 - 7.6 lbs.)
Power supply cord	2.5 m (8.2 ft)	2.5 m (8.2 ft)

Depressed Center Wheel, Side Grip, Wheel Cover, Lock Nut Wrench

## Angle Grinder

### 1,400 W SJS II Variable Speed Angle Grinder, Anti-Restart Function, Mechanical Brake, Soft Start, Slide Switch



SJS II



	GA4041C	GA4541C	GA5041C
Continuous rating Input	1,400W	1,400W	1,400W
Wheel Diameter	100 mm (4")	115 mm (4-1/2")	125 mm (5")
Hole Diameter	16 mm (5/8")	22.23 mm (7/8")	22.23 mm (7/8")
No Load Speed (RPM)	2,800 - 11,000	2,800 - 11,000	2,800 - 11,000
Dimensions (L x W x H)	325 x 117 x 117 mm (12-3/4 x 4-5/8 x 4-5/8")	325 x 130 x 121 mm (12-3/4 x 5-1/8 x 4-3/4")	325 x 140 x 121 mm (12-3/4 x 5-1/2 x 4-3/4")
Net weight	2.5 - 2.8 kg (5.6 - 6.2 lbs.)	2.7 - 3 kg (5.9 - 6.7 lbs.)	2.7 - 3.8 kg (5.9 - 8.4 lbs.)
Power supply cord	2.5 m (8.2 ft)	2.5 m (8.2 ft)	2.5 m (8.2 ft)

Depressed Center Wheel, Side Grip, Wheel Cover, Lock Nut Wrench

## Angle Grinder

### 1,400 W SJS II Variable Speed Angle Grinder, Anti-Restart Function, Soft Start, Slide Switch



SJS II



	GA4040C	GA4540C	GA5040C	GA6040C
Continuous rating Input	1,400W	1,400W	1,400W	1,400W
Wheel Diameter	100 mm (4")	115 mm (4-1/2")	125 mm (5")	150 mm (6")
Hole Diameter	16 mm (5/8")	22.23 mm (7/8")	22.23 mm (7/8")	22.23 mm (7/8")
No Load Speed (RPM)	2,800 - 11,000	2,800 - 11,000	2,800 - 11,000	4,000 - 9,000
Dimensions (L x W x H)	303 x 117 x 111 mm (11-7/8 x 4-5/8 x 4-3/8")	303 x 130 x 116 mm (11-7/8 x 5-1/8 x 4-9/16")	303 x 140 x 116 mm (11-7/8 x 5-1/2 x 4-9/16")	303 x 171 x 116 mm (11-7/8 x 6-3/4 x 4-9/16")
Net weight	2.3 - 2.6 kg (5.1 - 5.7 lbs.)	2.4 - 2.8 kg (5.4 - 6.2 lbs.)	2.5 - 3.6 kg (5.6 - 8 lbs.)	2.5 - 2.9 kg (5.5 - 6.4 lbs.)
Power supply cord	2.5 m (8.2 ft)	2.5 m (8.2 ft)	2.5 m (8.2 ft)	2.5 m (8.2 ft)

Depressed Center Wheel, Side Grip, Wheel Cover, Lock Nut Wrench



# Grinding/Sanding/Polishing

## Angle Grinder

### 1,400 W SJS II Variable Speed Angle Grinder, Soft Start, Slide Switch



318	GA4542C	GA5042C	GA6042C
Continuous rating Input	1,400W	1,400W	1,400W
Wheel Diameter	115 mm (4-1/2")	125 mm (5")	150 mm (6")
Hole Diameter	22.23 mm (7/8")	22.23 mm (7/8")	22.23 mm (7/8")
No Load Speed (RPM)	2,800 - 11,000	11,000	4,000 - 9,000
Dimensions (L x W x H)	303 x 130 x 116 mm	303 x 140 x 116 mm	303 x 171 x 116 mm
	(11-7/8 x 5-1/8 x 4-9/16")	(11-7/8 x 5-1/2 x 4-9/16")	(11-7/8 x 6-3/4 x 4-9/16")
Net weight	2.4 - 2.8 kg (5.2 - 6.2 lbs.)	2.5 - 3.6 kg (5.4 - 8 lbs.)	2.5 - 2.9 kg (5.5 - 6.4 lbs.)
Power supply cord	2.5 m (8.2 ft)	2.5 m (8.2 ft)	2.5 m (8.2 ft)



Depressed Center Wheel, Side Grip, Wheel Cover, Lock Nut Wrench

## Angle Grinder

### 1,400 W SJS Variable Speed Angle Grinder, Anti-Restart Function, Soft Start, Slide Switch



318	9565CVR
Continuous rating Input	1,400W
Wheel Diameter	125 mm (5")
Hole Diameter	22.23 mm (7/8")
No Load Speed (RPM)	2,800 - 12,000
Dimensions (L x W x H)	299 x 139 x 103 mm
	(11-3/4 x 5-1/2 x 4-1/16")
Net weight	2.4 - 3.5 kg (5.2 - 7.7 lbs.)
Power supply cord	2.5 m (8.2 ft)



Depressed Center Wheel, Side Grip, Wheel Cover, Lock Nut Wrench

## Angle Grinder

### 1,400 W SJS Variable Speed Angle Grinder, Soft Start, Slide Switch



318	9564CV	9565CV	9566CV
Continuous rating Input	1,400W	1,400W	1,400W
Wheel Diameter	115 mm (4-1/2")	125 mm (5")	150 mm (6")
Hole Diameter	22.23 mm (7/8")	22.23 mm (7/8")	22.23 mm (7/8")
No Load Speed (RPM)	2,800 - 12,000	2,800 - 12,000	4,000 - 10,000
Dimensions (L x W x H)	299 x 129 x 103 mm	299 x 139 x 103 mm	299 x 169 x 103 mm
	(11-3/4 x 5-1/16 x 4")	(11-3/4 x 5-1/2 x 4-1/16")	(11-3/4 x 6-5/8 x 4-1/16")
Net weight	2.3 - 2.6 kg (5.1 - 5.8 lbs.)	2.4 - 3.5 kg (5.2 - 7.7 lbs.)	2.4 - 2.8 kg (5.2 - 6.1 lbs.)
Power supply cord	2.5 m (8.2 ft)	2.5 m (8.2 ft)	2.5 m (8.2 ft)



Depressed Center Wheel, Side Grip, Wheel Cover, Lock Nut Wrench

## Angle Grinder

### 1,400 W SJS Angle Grinder, Anti-Restart Function, Soft Start, Slide Switch



318	9564CR	9565CR	9566CR
Continuous rating Input	1,400W	1,400W	1,400W
Wheel Diameter	115 mm (4-1/2")	125 mm (5")	150 mm (6")
Hole Diameter	22.23 mm (7/8")	22.23 mm (7/8")	22.23 mm (7/8")
No Load Speed (RPM)	2,800 - 12,000	12,000	10,000
Dimensions (L x W x H)	299 x 129 x 103 mm	299 x 139 x 103 mm	299 x 169 x 103 mm
	(11-3/4 x 5-1/8 x 4-1/16")	(11-3/4 x 5-1/2 x 4-1/16")	(11-3/4 x 6-5/8 x 4-1/16")
Net weight	2.4 - 2.7 kg (5.2 - 5.9 lbs.)	2.4 - 3.5 kg (5.2 - 7.7 lbs.)	2.5 - 2.8 kg (5.4 - 6.2 lbs.)
Power supply cord	2.5 m (8.2 ft)	2.5 m (8.2 ft)	2.5 m (8.2 ft)



Depressed Center Wheel, Side Grip, Wheel Cover, Lock Nut Wrench

## Angle Grinder

### 1,400 W SJS Angle Grinder, Slide Switch



318	9565C	9566C
Continuous rating Input	1,400W	1,400W
Wheel Diameter	125 mm (5")	150 mm (6")
Hole Diameter	22.23 mm (7/8")	22.23 mm (7/8")
No Load Speed (RPM)	12,000	10,000
Dimensions (L x W x H)	299 x 139 x 103 mm	299 x 169 x 103 mm
	(11-3/4 x 5-1/2 x 4-1/16")	(11-3/4 x 6-5/8 x 4-1/16")
Net weight	2.4 - 3.5 kg (5.3 - 7.7 lbs.)	2.5 - 2.8 kg (5.4 - 6.2 lbs.)
Power supply cord	2.5 m (8.2 ft)	2.5 m (8.2 ft)



Depressed Center Wheel, Side Grip, Wheel Cover, Lock Nut Wrench

## Angle Grinder

### 1,400 W SJS Variable Speed Angle Grinder, Soft Start, Paddle Switch



318	9564PCV	9565PCV	9566PCV
Continuous rating Input	1,400W	1,400W	1,400W
Wheel Diameter	115 mm (4-1/2")	125 mm (5")	150 mm (6")
Hole Diameter	22.23 mm (7/8")	22.23 mm (7/8")	22.23 mm (7/8")
No Load Speed (RPM)	2,800 - 12,000	12,000	4,000 - 10,000
Dimensions (L x W x H)	307 x 129 x 103 mm	307 x 139 x 103 mm	307 x 169 x 103 mm
	(12-1/8 x 5-1/8 x 4")	(12-1/8 x 5-1/2 x 4")	(12-1/8 x 6-5/8 x 4")
Net weight	2.4 - 2.7 kg (5.3 - 5.9 lbs.)	2.4 - 3.5 kg (5.3 - 7.7 lbs.)	2.4 - 2.8 kg (5.3 - 6.2 lbs.)
Power supply cord	2.5 m (8.2 ft)	2.5 m (8.2 ft)	2.5 m (8.2 ft)



Depressed Center Wheel, Side Grip, Wheel Cover, Lock Nut Wrench

# Grinding/Sanding/Polishing

## Angle Grinder



SJS



### 1,400 W SJS Angle Grinder, Soft Start, Paddle Switch

	9564PC	9565PC	9566PC
Continuous rating Input	1,400W	1,400W	1,400W
Wheel Diameter	115 mm (4-1/2")	125 mm (5")	150 mm (6")
Hole Diameter	22.23 mm (7/8")	22.23 mm (7/8")	22.23 mm (7/8")
No Load Speed (RPM)	12,000	12,000	10,000
Dimensions (L x W x H)	307 x 129 x 103 mm (12-1/8 x 5-1/8 x 4")	307 x 139 x 103 mm (12-1/8 x 5-1/2 x 4")	307 x 169 x 103 mm (12-1/8 x 6-5/8 x 4")
Net weight	2.4 - 2.7 kg (5.3 - 6 lbs.)	2.4 - 3.5 kg (5.3 - 7.7 lbs.)	2.4 - 2.8 kg (5.3 - 6.2 lbs.)
Power supply cord	2.5 m (8.2 ft)	2.5 m (8.2 ft)	2.5 m (8.2 ft)

Depressed Center Wheel, Lock Nut Wrench, Side Grip

## Angle Grinder



SJS

9565CLR:  
Anti-restart function

### 1,400 W SJS Variable Speed Angle Grinder, Anti-Restart Function, Soft Start, Slide Switch

	9565CLR	9565CVL
Continuous rating Input	1,400W	1,400W
Wheel Diameter	125 mm (5")	125 mm (5")
Hole Diameter	22.23 mm (7/8")	22.23 mm (7/8")
No Load Speed (RPM)	2,000 - 7,800	2,000 - 7,800
Dimensions (L x W x H)	311 x 125 x 114 mm (11-3/4 x 5 x 4-1/2")	311 x 80 x 114 mm (12-1/4 x 3-5/32 x 4-1/12")
Net weight	2.1 - 2.6 kg (4.6 - 5.8 lbs.)	2.1 - 2.6 kg (4.6 - 5.9 lbs.)
Power supply cord	2.5 m (8.2 ft)	2.5 m (8.2 ft)

Abrasive Disc, Pad, Head Cover, Side Grip, Lock Nut Wrench

## Angle Grinder

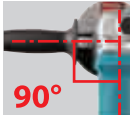


### 1,300 W Angle Grinder, Paddle Switch

	GA4050	GA4550	GA5050
Continuous rating Input	1,300W	1,300W	1,300W
Wheel Diameter	100 mm (4")	115 mm (4-1/2")	125 mm (5")
Hole Diameter	16 mm (5/8")	22.23 mm (7/8")	22.23 mm (7/8")
No Load Speed (RPM)	11,000	11,000	11,000
Circumference of Grip Portion	212 mm (8-3/8")	212 mm (8-3/8")	212 mm (8-3/8")
Dimensions (L x W x H)	325 x 117 x 100 mm (12-3/4 x 4-5/8 x 4-5/16")	325 x 130 x 117 mm (12-3/4 x 5-1/8 x 4-5/8")	325 x 140 x 117 mm (12-3/4 x 5-1/2 x 4-5/8")
Net weight	2.3 - 2.6 kg (5.1 - 5.7 lbs.)	2.4 - 2.8 kg (5.3 - 6.2 lbs.)	2.5 - 2.8 kg (5.5 - 6.2 lbs.)
Power supply cord	2.5 m (8.2 ft)	2.5 m (8.2 ft)	2.5 m (8.2 ft)

Depressed Center Wheel, Side Grip, Wheel Cover, Lock Nut Wrench

## Angle Grinder



90°

### 1,300 W Angle Grinder, Paddle Switch

	GA4552	GA5052
Continuous rating Input	1,300W	1,300W
Wheel Diameter	115 mm (4-1/2")	125 mm (5")
Hole Diameter	22.23 mm (7/8")	22.23 mm (7/8")
No Load Speed (RPM)	11,000	11,000
Circumference of Grip Portion	212 mm (8-3/8")	212 mm (8-3/8")
Dimensions (L x W x H)	325 x 130 x 117 mm (12-3/4 x 5-1/8 x 4-5/8")	325 x 140 x 117 mm (12-3/4 x 5-1/2 x 4-5/8")
Net weight	2.4 - 2.8 kg (5.3 - 6.2 lbs.)	2.5 - 2.8 kg (5.5 - 6.2 lbs.)
Power supply cord	2.5 m (8.2 ft)	2.5 m (8.2 ft)

Depressed Center Wheel, Side Grip, Wheel Cover, Lock Nut Wrench

## Angle Grinder

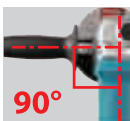


### 1,300 W Angle Grinder, Anti-Restart Function, Paddle Switch

	GA4050R	GA4550R	GA5050R
Continuous rating Input	1,300W	1,300W	1,300W
Wheel Diameter	100 mm (4")	115 mm (4-1/2")	125 mm (5")
Hole Diameter	16 mm (5/8")	22.23 mm (7/8")	22.23 mm (7/8")
No Load Speed (RPM)	11,000	11,000	11,000
Circumference of Grip Portion	212 mm (8-3/8")	212 mm (8-3/8")	212 mm (8-3/8")
Dimensions (L x W x H)	325 x 117 x 100 mm (12-3/4 x 4-5/8 x 4-5/16")	325 x 130 x 117 mm (12-3/4 x 5-1/8 x 4-5/8")	325 x 140 x 117 mm (12-3/4 x 5-1/2 x 4-5/8")
Net weight	2.3 - 2.6 kg (5.1 - 5.7 lbs.)	2.4 - 2.8 kg (5.3 - 6.2 lbs.)	2.5 - 2.8 kg (5.5 - 6.2 lbs.)
Power supply cord	2.5 m (8.2 ft)	2.5 m (8.2 ft)	2.5 m (8.2 ft)

Depressed Center Wheel, Side Grip, Wheel Cover, Lock Nut Wrench

## Angle Grinder



90°

### 1,300 W Angle Grinder, Anti-Restart Function, Paddle Switch

	GA4552R	GA5052R
Continuous rating Input	1,300W	1,300W
Wheel Diameter	115 mm (4-1/2")	125 mm (5")
Hole Diameter	22.23 mm (7/8")	22.23 mm (7/8")
No Load Speed (RPM)	11,000	11,000
Circumference of Grip Portion	212 mm (8-3/8")	212 mm (8-3/8")
Dimensions (L x W x H)	325 x 130 x 117 mm (12-3/4 x 5-1/8 x 4-5/8")	325 x 140 x 117 mm (12-3/4 x 5-1/2 x 4-5/8")
Net weight	2.4 - 2.8 kg (5.3 - 6.2 lbs.)	2.5 - 2.8 kg (5.5 - 6.2 lbs.)
Power supply cord	2.5 m (8.2 ft)	2.5 m (8.2 ft)

Depressed Center Wheel, Side Grip, Wheel Cover, Lock Nut Wrench

# Grinding/Sanding/Polishing

## Angle Grinder

### 1,300 W Angle Grinder, Anti-Restart Function, Paddle Switch, Undetachable Wheel Cover



	GA4051R	GA4551R	GA5051R
Continuous rating Input	1,300W	1,300W	1,300W
Wheel Diameter	100 mm (4")	115 mm (4-1/2")	125 mm (5")
Hole Diameter	16 mm (5/8")	22.23 mm (7/8")	22.23 mm (7/8")
No Load Speed (RPM)	11,000	11,000	11,000
Circumference of Grip Portion	212 mm (8-3/8")	212 mm (8-3/8")	212 mm (8-3/8")
Dimensions (L x W x H)	325 x 117 x 100 mm (12-3/4 x 4-5/8 x 4-5/16")	325 x 130 x 117 mm (12-3/4 x 5-1/8 x 4-5/8")	325 x 140 x 117 mm (12-3/4 x 5-1/2 x 4-5/8")
Net weight	2.3 - 2.5 kg (5.1 - 5.5 lbs.)	2.4 - 2.7 kg (5.3 - 6.0 lbs.)	2.5 - 2.7 kg (5.5 - 6.0 lbs.)
Power supply cord	2.5 m (8.2 ft)	2.5 m (8.2 ft)	2.5 m (8.2 ft)



Depressed Center Wheel, Side Grip, Wheel Cover, Lock Nut Wrench

## Angle Grinder

### 1,300 W Angle Grinder, Anti-Restart Function, Paddle Switch, Undetachable Wheel Cover



	GA4553R	GA5053R
Continuous rating Input	1,300W	1,300W
Wheel Diameter	115 mm (4-1/2")	125 mm (5")
Hole Diameter	22.23 mm (7/8")	22.23 mm (7/8")
No Load Speed (RPM)	11,000	11,000
Circumference of Grip Portion	212 mm (8-3/8")	212 mm (8-3/8")
Dimensions (L x W x H)	325 x 130 x 117 mm (12-3/4 x 5-1/8 x 4-5/8")	325 x 140 x 117 mm (12-3/4 x 5-1/2 x 4-5/8")
Net weight	2.4 - 2.7 kg (5.3 - 6.0 lbs.)	2.5 - 2.7 kg (5.5 - 6.0 lbs.)
Power supply cord	2.5 m (8.2 ft)	2.5 m (8.2 ft)



Depressed Center Wheel, Side Grip, Wheel Cover, Lock Nut Wrench

## Angle Grinder

### 1,100 W SJS II Angle Grinder, Anti-Restart Function, Mechanical Brake, Soft Start, Slide Switch



	GA4541R	GA5041R
Continuous rating Input	1,100W	1,100W
Wheel Diameter	115 mm (4-1/2")	125 mm (5")
Hole Diameter	22.23 mm (7/8")	22.23 mm (7/8")
No Load Speed (RPM)	11,000	11,000
Dimensions (L x W x H)	325 x 130 x 121 mm (12-3/4 x 5-1/8 x 4-3/4")	325 x 140 x 121 mm (12-3/4 x 5-1/2 x 4-3/4")
Net weight	2.7 - 3 kg (5.9 - 6.6 lbs.)	2.7 - 3.8 kg (5.9 - 8.4 lbs.)
Power supply cord	2.5 m (8.2 ft)	2.5 m (8.2 ft)



Depressed Center Wheel, Side Grip, Wheel Cover, Lock Nut Wrench

## Angle Grinder

### 1,100 W SJS II Angle Grinder, Anti-Restart Function, Soft Start, Slide Switch



	GA4540R	GA5040R	GA6040R
Continuous rating Input	1,100W	1,100W	1,100W
Wheel Diameter	115 mm (4-1/2")	125 mm (5")	150 mm (6")
Hole Diameter	22.23 mm (7/8")	22.23 mm (7/8")	22.23 mm (7/8")
No Load Speed (RPM)	11,000	11,000	9,000
Dimensions (L x W x H)	303 x 130 x 116 mm (11-7/8 x 5-1/8 x 4-9/16")	303 x 140 x 116 mm (11-7/8 x 5-1/2 x 4-9/16")	303 x 171 x 116 mm (11-7/8 x 6-3/4 x 4-9/16")
Net weight	2.4 - 2.8 kg (5.4 - 6.1 lbs.)	2.5 - 3.6 kg (5.4 - 8 lbs.)	2.5 - 2.9 kg (5.5 - 6.4 lbs.)
Power supply cord	2.5 m (8.2 ft)	2.5 m (8.2 ft)	2.5 m (8.2 ft)



Depressed Center Wheel, Side Grip, Wheel Cover, Lock Nut Wrench

## Angle Grinder

### 1,100 W SJS II Angle Grinder, Slide Switch



	GA4040	GA4540	GA5040	GA6040
Continuous rating Input	1,100W	1,100W	1,100W	1,100W
Wheel Diameter	100 mm (4")	115 mm (4-1/2")	125 mm (5")	150 mm (6")
Hole Diameter	16 mm (5/8")	22.23 mm (7/8")	22.23 mm (7/8")	22.23 mm (7/8")
No Load Speed (RPM)	11,000	11,000	11,000	9,000
Dimensions (L x W x H)	303 x 117 x 111 mm (11-7/8 x 4-5/8 x 4-3/8")	303 x 130 x 116 mm (11-7/8 x 5-1/8 x 4-9/16")	303 x 140 x 116 mm (11-7/8 x 5-1/2 x 4-9/16")	303 x 171 x 116 mm (11-7/8 x 6-3/4 x 4-9/16")
Net weight	2.2 - 2.5 kg (4.9 - 5.6 lbs.)	2.3 - 2.7 kg (5.2 - 5.9 lbs.)	2.4 - 3.5 kg (5.2 - 7.8 lbs.)	2.4 - 2.8 kg (5.3 - 6.2 lbs.)
Power supply cord	2.5 m (8.2 ft)	2.5 m (8.2 ft)	2.5 m (8.2 ft)	2.5 m (8.2 ft)



Depressed Center Wheel, Side Grip, Wheel Cover, Lock Nut Wrench

## Angle Grinder

### 1,100 W SJS Angle Grinder, Anti-Restart Function, Soft Start, Slide Switch



	9564HR	9565HR
Continuous rating Input	1,100W	1,100W
Wheel Diameter	115 mm (4-1/2")	125 mm (5")
Hole Diameter	22.23 mm (7/8")	22.23 mm (7/8")
No Load Speed (RPM)	12,000	12,000
Dimensions (L x W x H)	299 x 130 x 111 mm (11-3/4 x 5-1/8 x 4-3/8")	299 x 140 x 111 mm (11-3/4 x 5-1/2 x 4-3/8")
Net weight	2.4 - 2.7 kg (5.2 - 5.8 lbs.)	2.4 - 3.5 kg (5.2 - 7.6 lbs.)
Power supply cord	2.5 m (8.2 ft)	2.5 m (8.2 ft)



Depressed Center Wheel, Side Grip, Wheel Cover, Lock Nut Wrench

# Grinding/Sanding/Polishing

## Angle Grinder

### 1,100 W SJS Angle Grinder, Slide Switch



SJS



	9564H	9565H
Continuous rating Input	1,100W	1,100W
Wheel Diameter	115 mm (4-1/2")	125 mm (5")
Hole Diameter	22.23 mm (7/8")	22.23 mm (7/8")
No Load Speed (RPM)	2,800 - 12,000	12,000
Dimensions (L x W x H)	299 x 129 x 103 mm (11-3/4 x 5-1/16 x 4")	299 x 139 x 103 mm (11-3/4 x 5-1/2 x 4")
Net weight	2.3 - 2.6 kg (5.1 - 5.7 lbs.)	2.3 - 3.4 kg (5.1 - 7.5 lbs.)
Power supply cord	2.5 m (8.2 ft)	2.5 m (8.2 ft)

Depressed Center Wheel, Side Grip, Wheel Cover, Lock Nut Wrench

## Angle Grinder

### 1,100 W SJS Angle Grinder, Paddle Switch



SJS



	9564P	9565P
Continuous rating Input	1,100W	1,100W
Wheel Diameter	115 mm (4-1/2")	125 mm (5")
Hole Diameter	22.23 mm (7/8")	22.23 mm (7/8")
No Load Speed (RPM)	12,000	12,000
Dimensions (L x W x H)	307 x 129 x 103 mm (12-1/8 x 5-1/8 x 4")	307 x 139 x 103 mm (12-1/8 x 5-1/2 x 4")
Net weight	2.4 - 2.7 kg (5.3 - 5.9 lbs.)	2.4 - 2.7 kg (5.3 - 5.9 lbs.)
Power supply cord	2.5 m (8.2 ft)	2.5 m (8.2 ft)

Side Grip, Wheel Cover, Lock Nut Wrench

## Angle Grinder

### 1,050 W SJS Angle Grinder, Large Trigger Switch



SJS

◀ GA5021 / GA6021



	GA5021	GA5011	GA6021
Continuous rating Input	1,050W	1,050W	1,050W
Wheel Diameter	125 mm (5")	125 mm (5")	150 mm (6")
Hole Diameter	22.23 mm (7/8")	22.23 mm (7/8")	22.23 mm (7/8")
No Load Speed (RPM)	10,000	12,000	10,000
Dimensions (L x W x H)	384 x 139 x 120 mm (15-1/8 x 5-1/2 x 4-3/4")	384 x 139 x 113 mm (15-1/8 x 5-1/2 x 4-7/16")	384 x 172 x 120 mm (15-1/8 x 6-3/4 x 4-3/4")
Net weight	2.7 - 3.9 kg (6 - 8.6 lbs.)	2.6 - 3.8 kg (5.8 - 8.4 lbs.)	2.8 - 3.2 kg (6.1 - 7.1 lbs.)
Power supply cord	2.5 m (8.2 ft)	2.5 m (8.2 ft)	2.5 m (8.2 ft)

Depressed Center Wheel, Side Grip, Wheel Cover, Lock Nut Wrench

## Angle Grinder

### 1,050 W SJS Angle Grinder, Finger Trigger Switch



SJS

◀ GA5020 / GA6020



	GA5020	GA5010	GA6020	GA6010
Continuous rating Input	1,050W	1,050W	1,050W	1,050W
Wheel Diameter	125 mm (5")	125 mm (5")	150 mm (6")	150 mm (6")
Hole Diameter	22.23 mm (7/8")	22.23 mm (7/8")	22.23 mm (7/8")	22.23 mm (7/8")
No Load Speed (RPM)	12,000	12,000	10,000	10,000
Dimensions (L x W x H)	356 x 139 x 120 mm (14 x 5-1/2 x 4-3/4")	356 x 139 x 112 mm (14 x 5-1/2 x 4-3/8")	356 x 169 x 120 mm (14 x 6-5/8 x 4-3/4")	356 x 169 x 112 mm (14 x 6-5/8 x 4-3/8")
Net weight	2.7 - 3.9 kg (6 - 8.6 lbs.)	2.6 - 3.8 kg (5.8 - 8.4 lbs.)	2.8 - 3.2 kg (6.1 - 7.1 lbs.)	2.7 - 3.1 kg (5.9 - 6.9 lbs.)
Power supply cord	2.5 m (8.2 ft)	2.5 m (8.2 ft)	2.5 m (8.2 ft)	2.5 m (8.2 ft)

Depressed Center Wheel, Side Grip, Wheel Cover, Lock Nut Wrench

## Angle Grinder

### 1,400 W Angle Grinder, Soft Start, Slide Switch, X-LOCK



XLock SJS



	GA5080	GA5080R
Continuous rating Input	1,400W	1,400W
Wheel Diameter	125 mm (5")	125 mm (5")
Hole Diameter	22.3 mm (7/8")	22.3 mm (7/8")
Max Cutting Depth	31 mm (1-1/4")	31 mm (1-1/4")
No Load Speed (RPM)	12,000	12,000
Circumference of Grip Portion	205 mm (8-1/8")	205 mm (8-1/8")
Dimensions (L x W x H)	309 x 141 x 113 mm (12-1/8 x 5-9/16 x 4-7/16")	309 x 141 x 113 mm (12-1/8 x 5-9/16 x 4-7/16")
Net weight	2.5 - 3.6 kg (5.5 - 7.9 lbs.)	2.5 - 3.6 kg (5.5 - 7.9 lbs.)
Power supply cord	2.5 m (8.2 ft)	2.5 m (8.2 ft)

Depressed Center Wheel, Side Grip, Wheel Cover

## Angle Grinder

### 840 W Angle Grinder, Slide Switch, X-LOCK



XLock



	GA4570
Wheel Diameter	115 mm (4-1/2")
Hole Diameter	22.23 mm (7/8")
No Load Speed (RPM)	11,000
Circumference of Grip Portion	195 mm (7-5/8")
Cutting Depth	26 mm (1")
Dimensions (L x W x H)	288 x 131 x 112 mm (11-3/8 x 5-1/8 x 4-3/8")
Net weight	2.2 - 2.5 kg (4.9 - 5.5 lbs.)
Power supply cord	2.5 m (8.2 ft)

Grinding Wheel, Side Grip, Wheel Cover

# Grinding/Sanding/Polishing

Grinding/Sanding/Polishing

## Angle Grinder

### 840 W Angle Grinder, Toggle Switch



325 mm	9556HB	9556HN	9557HN	9558HN
Continuous rating Input	840W	840W	840W	840W
Wheel Diameter	100 mm (4")	100 mm (4")	115 mm (4-1/2")	125 mm (5")
Hole Diameter	16 mm (5/8")	16 mm (5/8")	22.23 mm (7/8")	22.23 mm (7/8")
No Load Speed (RPM)	11,000	11,000	11,000	11,000
Dimensions (L x W x H)	271 x 118 x 97 mm (10-5/8 x 4-5/8 x 3-13/16")	271 x 118 x 97 mm (10-5/8 x 4-5/8 x 3-13/16")	271 x 129 x 106 mm (10-5/8 x 5-1/8 x 4-3/16")	271 x 139 x 106 mm (10-5/8 x 5-1/2 x 4-3/16")
Net weight	1.6 - 2 kg (3.6 - 4.4 lbs.)	1.6 - 2 kg (3.6 - 4.4 lbs.)	1.7 - 2.2 kg (3.8 - 4.8 lbs.)	1.7 - 3 kg (3.8 - 6.6 lbs.)
Power supply cord	2.5 m (8.2 ft)	2.5 m (8.2 ft)	2.5 m (8.2 ft)	2.5 m (8.2 ft)



Depressed Center Wheel, Side Grip, Wheel Cover, Lock Nut Wrench

## Angle Grinder

### 840 W Angle Grinder, Anti-Restart Function, Soft Start, Slide Switch



325 mm	9557NBR	9557HNR	9558NBR	9558HNR
Continuous rating Input	840W	840W	840W	840W
Wheel Diameter	115 mm (4-1/2")	115 mm (4-1/2")	125 mm (5")	125 mm (5")
Hole Diameter	22.23 mm (7/8")	22.23 mm (7/8")	22.23 mm (7/8")	22.23 mm (7/8")
No Load Speed (RPM)	11,000	11,000	11,000	11,000
Dimensions (L x W x H)	271 x 130 x 106 mm (10-5/8 x 5-1/8 x 4-3/16")	271 x 130 x 106 mm (10-5/8 x 5-1/8 x 4-3/16")	271 x 140 x 106 mm (10-5/8 x 5-1/2 x 4-3/16")	271 x 140 x 106 mm (10-5/8 x 5-1/2 x 4-3/16")
Net weight	1.7 - 2.4 kg (3.8 - 5.3 lbs.)	1.7 - 2.4 kg (3.8 - 5.3 lbs.)	1.7 - 3.2 kg (3.8 - 7 lbs.)	1.7 - 3.2 kg (3.8 - 7.1 lbs.)
Power supply cord	2.5 m (8.2 ft)	2.5 m (8.2 ft)	2.5 m (8.2 ft)	2.5 m (8.2 ft)



Depressed Center Wheel, Side Grip, Wheel Cover, Lock Nut Wrench

## Angle Grinder

### 840 W Angle Grinder, Paddle Switch



325 mm	9556HP	9557HP	9558HP
Continuous rating Input	840W	840W	840W
Wheel Diameter	100 mm (4")	115 mm (4-1/2")	125 mm (5")
Hole Diameter	16 mm (5/8")	22.23 mm (7/8")	22.23 mm (7/8")
No Load Speed (RPM)	11,000	11,000	11,000
Dimensions (L x W x H)	273 x 118 x 97 mm (10-3/4 x 4-5/8 x 3-13/16")	273 x 129 x 106 mm (10-3/4 x 5-1/8 x 4-3/16")	273 x 139 x 106 mm (10-3/4 x 5-1/2 x 4-3/16")
Net weight	1.7 - 2 kg (3.7 - 4.5 lbs.)	1.7 - 2.2 kg (3.7 - 4.9 lbs.)	1.8 - 3 kg (3.9 - 6.7 lbs.)
Power supply cord	2.5 m (8.2 ft)	2.5 m (8.2 ft)	2.5 m (8.2 ft)



Depressed Center Wheel, Side Grip, Wheel Cover, Lock Nut Wrench

## Angle Grinder

### 720 W Angle Grinder, Toggle Switch



459 mm	GA4031	GA4032
Continuous rating Input	720W	720W
Wheel Diameter	100 mm (4")	100 mm (4")
Hole Diameter	16 mm (5/8")	16 mm (5/8")
No Load Speed (RPM)	11,000	9,000
Dimensions (L x W x H)	259 x 118 x 104 mm (10-1/4 x 4-5/8 x 4-1/8")	259 x 118 x 104 mm (10-1/4 x 4-5/8 x 4-1/8")
Net weight	1.71 - 2 kg (3.77 - 4.41 lbs.)	1.67 - 1.96 kg (3.68 - 4.32 lbs.)
Power supply cord	2.5 m (8.2 ft)	2.5 m (8.2 ft)



Depressed Center Wheel, Wheel Cover, Lock Nut Wrench

## Angle Grinder

### 720 W Angle Grinder, Anti-Restart Function, Soft Start, Slide Switch



459 mm	GA4030R	GA4530R	GA5030R
Continuous rating Input	720W	720W	720W
Wheel Diameter	100 mm (4")	115 mm (4-1/2")	125 mm (5")
Hole Diameter	16 mm (5/8")	22.23 mm (7/8")	22.23 mm (7/8")
No Load Speed (RPM)	11,000	11,000	11,000
Dimensions (L x W x H)	266 x 118 x 102 mm (10-1/2 x 4-5/8 x 4")	266 x 130 x 108 mm (10-1/2 x 5-1/2 x 4-1/4")	266 x 140 x 108 mm (10-1/2 x 5-1/2 x 4-1/4")
Net weight	1.72 - 2.01 kg (3.79 - 4.43 lbs.)	1.88 - 2.22 kg (4.14 - 4.89 lbs.)	1.91 - 3.06 kg (4.21 - 6.75 lbs.)
Power supply cord	2.5 m (8.2 ft)	2.5 m (8.2 ft)	2.5 m (8.2 ft)



Depressed Center Wheel, Side Grip, Wheel Cover, Lock Nut Wrench

## Angle Grinder

### 720 W Angle Grinder, Slide Switch



459 mm	GA4030	GA4530	GA5030
Continuous rating Input	720W	720W	720W
Wheel Diameter	100 mm (4")	115 mm (4-1/2")	125 mm (5")
Hole Diameter	16 mm (5/8")	22.23 mm (7/8")	22.23 mm (7/8")
No Load Speed (RPM)	11,000	11,000	11,000
Dimensions (L x W x H)	266 x 117 x 95 mm (10-1/2 x 4-5/8 x 3-3/4")	266 x 128 x 103 mm (10-1/2 x 5 x 4-1/16")	266 x 138 x 103 mm (10-1/2 x 5-7/16 x 4-1/16")
Net weight	1.73 - 2.02 kg (3.81 - 4.45 lbs.)	1.89 - 2.23 kg (4.17 - 4.91 lbs.)	1.92 - 3.07 kg (4.23 - 6.77 lbs.)
Power supply cord	2.5 m (8.2 ft)	2.5 m (8.2 ft)	2.5 m (8.2 ft)



Depressed Center Wheel, Side Grip, Wheel Cover, Lock Nut Wrench

Items of standard equipment and specifications may vary by country or area.

# Grinding/Sanding/Polishing

## Angle Grinder

### 720 W Angle Grinder, Paddle Switch



459	GA4034	GA4534	GA5034
Continuous rating Input	720W	720W	720W
Wheel Diameter	100 mm (4")	115 mm (4-1/2")	125 mm (5")
Hole Diameter	16 mm (5/8")	22.23 mm (7/8")	22.23 mm (7/8")
No Load Speed (RPM)	11,000	11,000	11,000
Dimensions (L x W x H)	265 x 118 x 95 mm (10-3/8 x 4-5/8 x 3-3/4")	265 x 128 x 103 mm (10-3/8 x 5 x 4-1/16")	265 x 139 x 103 mm (10-3/8 x 5-1/2 x 4-1/16")
Net weight	1.77 - 2.06 kg (3.9 - 4.54 lbs.)	1.98 - 2.31 kg (4.37 - 5.09 lbs.)	2 - 3.15 kg (4.41 - 6.94 lbs.)
Power supply cord	2.5 m (8.2 ft)	2.5 m (8.2 ft)	2.5 m (8.2 ft)



Depressed Center Wheel, Side Grip, Wheel Cover, Lock Nut Wrench

## Angle Grinder

### 710 W Angle Grinder, Slide Switch



325	9553HN	9554HN	9555HN
Continuous rating Input	710W	710W	710W
Wheel Diameter	100 mm (4")	115 mm (4-1/2")	125 mm (5")
Hole Diameter	16 mm (5/8")	22.23 mm (7/8")	22.23 mm (7/8")
No Load Speed (RPM)	11,000	10,000	10,000
Dimensions (L x W x H)	258 x 118 x 97 mm (10-1/8 x 4-5/8 x 3-13/16")	258 x 129 x 106 mm (10-1/8 x 5-1/8 x 4-3/16")	258 x 139 x 106 mm (10-1/8 x 5-1/2 x 4-3/16")
Net weight	1.5 - 1.8 kg (3.2 - 4.1 lbs.)	1.6 - 2 kg (3.5 - 4.4 lbs.)	1.6 - 2.9 kg (3.5 - 6.3 lbs.)
Power supply cord	2.5 m (8.2 ft)	2.5 m (8.2 ft)	2.5 m (8.2 ft)



Depressed Center Wheel, Side Grip, Wheel Cover, Lock Nut Wrench

## Angle Grinder

### 710 W Angle Grinder, Toggle Switch



325	9553HB	9555B
Continuous rating Input	710W	710W
Wheel Diameter	100 mm (4")	125 mm (5")
Hole Diameter	16 mm (5/8")	22.23 mm (7/8")
No Load Speed (RPM)	11,000	10,000
Dimensions (L x W x H)	258 x 118 x 97 mm (10-1/8 x 4-5/8 x 3-13/16")	258 x 139 x 106 mm (10-1/8 x 5-1/2 x 4-3/16")
Net weight	1.5 - 1.9 kg (3.3 - 4.1 lbs.)	1.6 - 2.9 kg (3.5 - 6.4 lbs.)
Power supply cord	2.5 m (8.2 ft)	2.5 m (8.2 ft)



Depressed Center Wheel, Wheel Cover, Lock Nut Wrench

## Angle Grinder

### 570 W Angle Grinder, Toggle Switch



411	9500NB	N9500N
Continuous rating Input	570W	570W
Wheel Diameter	100 mm (4")	100 mm (4")
Hole Diameter	16 mm (5/8")	16 mm (5/8")
No Load Speed (RPM)	12,000	12,000
Overall Length	253 mm (10")	245 mm (9-5/8")
Net weight	1.9 kg (3.5 - 4.3 lbs.)	1.6 - 1.9 kg (3.5 - 4.2 lbs.)
Power supply cord	2.5 m (8.2 ft)	2.5 m (8.2 ft)

▼ 9500NB



Depressed Center Wheel, Wheel Cover, Lock Nut Wrench

## Angle Grinder

### 2,800 W AFT Angle Grinder, Anti-Restart Function, Soft Start, Mechanical Brake, Large Trigger Switch



	GA7070	GA9070
Continuous rating Input	2,800W	2,800W
Wheel Diameter	180 mm (7")	230 mm (9")
Hole Diameter	22.23 mm (7/8")	22.23 mm (7/8")
No Load Speed (RPM)	8,500	6,600
Dimensions (L x W x H)	506 x 200 x 146 mm (20 x 7-7/8 x 5-3/4")	506 x 250 x 146 mm (20 x 9-7/8 x 5-3/4")
Net weight	6.1 - 6.6 kg (13.5 - 14.6 lbs.)	6.3 - 8.5 kg (13.9 - 18.7 lbs.)
Power supply cord	2.5 m (8.2 ft)	2.5 m (8.2 ft)

AFT



Anti-Vibration Grip, Wheel Cover, Lock Nut Wrench

## Angle Grinder

### 2,800 W AFT D-Handle Angle Grinder, Anti-Restart Function, Soft Start, Mechanical Brake, Large Trigger Switch



	GA7071	GA9071
Continuous rating Input	2,800W	2,800W
Wheel Diameter	180 mm (7")	230 mm (9")
Hole Diameter	22.23 mm (7/8")	22.23 mm (7/8")
No Load Speed (RPM)	8,500	6,600
Dimensions (L x W x H)	506 x 200 x 146 mm (20 x 7-7/8 x 5-3/4")	506 x 250 x 146 mm (20 x 9-7/8 x 5-3/4")
Net weight	6.2 - 6.7 kg (13.7 - 14.8 lbs.)	6.4 - 8.5 kg (14.1 - 18.7 lbs.)
Power supply cord	2.5 m (8.2 ft)	2.5 m (8.2 ft)

AFT



Anti-Vibration Grip, Wheel Cover, Lock Nut Wrench

# Grinding/Sanding/Polishing

## Angle Grinder

### 2,700 W Angle Grinder, Anti-Restart Function, Soft Start, Large Trigger Switch



	GA7080	GA9080
Continuous rating Input	2,700W	2,700W
Wheel Diameter	180 mm (7")	230 mm (9")
No Load Speed (RPM)	8,500	6,600
Dimensions (L x W x H)	499 x 200 x 144 mm (19-5/8 x 7-7/8 x 5-5/8")	499 x 250 x 144 mm (19-5/8 x 9-7/8 x 5-5/8")
Net weight	6.2 kg (13.7 lbs.)	6.4 kg (14.1 lbs.)
Power supply cord	2.5 m (8.2 ft)	2.5 m (8.2 ft)



Anti-Vibration Grip, Wheel Cover, Lock Nut Wrench

## Angle Grinder

### 2,700 W Angle Grinder, Anti-Restart Function, Soft Start, Large Trigger Switch



	GA7081	GA9081
Continuous rating Input	2,700W	2,700W
Wheel Diameter	180 mm (7")	230 mm (9")
No Load Speed (RPM)	8,500	6,600
Dimensions (L x W x H)	499 x 200 x 144 mm (19-5/8 x 7-7/8 x 5-5/8")	499 x 250 x 144 mm (19-5/8 x 9-7/8 x 5-5/8")
Net weight	6.0 kg (13.2 lbs.)	6.1 kg (13.5 lbs.)
Power supply cord	2.5 m (8.2 ft)	2.5 m (8.2 ft)



without Rotatable Handle

Side Grip, Wheel Cover, Lock Nut Wrench

## Angle Grinder

### 2,700 W Angle Grinder, Large Trigger Switch



	GA7082	GA9082
Continuous rating Input	2,700W	2,700W
Wheel Diameter	180 mm (7")	230 mm (9")
No Load Speed (RPM)	8,500	6,600
Dimensions (L x W x H)	499 x 200 x 144 mm (19-5/8 x 7-7/8 x 5-5/8")	499 x 250 x 144 mm (19-5/8 x 9-7/8 x 5-5/8")
Net weight	6.0 kg (13.2 lbs.)	6.1 kg (13.5 lbs.)
Power supply cord	2.5 m (8.2 ft)	2.5 m (8.2 ft)



without Rotatable Handle

Side Grip, Wheel Cover, Lock Nut Wrench

## Angle Grinder

### 2,600 W Angle Grinder, Anti-Restart Function, Soft Start, Large Trigger Switch



	GA7040R	GA9040R
Continuous rating Input	2,600W	2,600W
Wheel Diameter	180 mm (7")	230 mm (9")
Hole Diameter	22.23 mm (7/8")	22.23 mm (7/8")
No Load Speed (RPM)	8,500	6,600
Dimensions (L x W x H)	503 x 200 x 140 mm (19-3/4 x 7-7/8 x 5-1/2")	503 x 250 x 140 mm (19-3/4 x 9-7/8 x 5-1/2")
Net weight	6.48 - 6.98 kg (14.3 - 15.4 lbs.)	6.69 - 8.98 kg (14.8 - 19.6 lbs.)
Power supply cord	2.5 m (8.2 ft)	2.5 m (8.2 ft)



Anti-Vibration Grip, Wheel Cover, Lock Nut Wrench

## Angle Grinder

### 2,600 W Angle Grinder, Soft Start, Large Trigger Switch



	GA7040S	GA9040S
Continuous rating Input	2,600W	2,600W
Wheel Diameter	180 mm (7")	230 mm (9")
Hole Diameter	22.23 mm (7/8")	22.23 mm (7/8")
No Load Speed (RPM)	8,500	6,600
Dimensions (L x W x H)	511 x 200 x 140 mm (20-1/8 x 7-7/8 x 5-1/2")	503 x 250 x 140 mm (19-3/4 x 9-7/8 x 5-1/2")
Net weight	6.45 - 6.95 kg (14.2 - 15.3 lbs.)	6.65 - 8.94 kg (14.7 - 19.7 lbs.)
Power supply cord	2.5 m (8.2 ft)	2.5 m (8.2 ft)



Side Grip, Wheel Cover, Lock Nut Wrench

## Angle Grinder

### 2,600 W Angle Grinder, Large Trigger Switch



	GA9040
Continuous rating Input	2,600W
Wheel Diameter	230 mm (9")
Hole Diameter	22.23 mm (7/8")
No Load Speed (RPM)	6,600
Dimensions (L x W x H)	503 x 250 x 140 mm (19-3/4 x 9-7/8 x 5-1/2")
Net weight	6.62 - 8.91 kg (14.6 - 19.6 lbs.)
Power supply cord	2.5 m (8.2 ft)



Side Grip, Wheel Cover, Lock Nut Wrench

# Grinding/Sanding/Polishing

## Angle Grinder

### 2,400 W Angle Grinder, Anti-Restart Function, Soft Start, Large Trigger Switch



204	GA7030R	GA9030R
Continuous rating Input	2,400W	2,400W
Wheel Diameter	180 mm (7")	230 mm (9")
Hole Diameter	22.23 mm (7/8")	22.23 mm (7/8")
No Load Speed (RPM)	8,500	6,600
Dimensions (L x W x H)	503 x 200 x 140 mm (19-3/4 x 7-7/8 x 5-1/2")	503 x 250 x 140 mm (19-3/4 x 9-7/8 x 5-1/2")
Net weight	6.17 - 6.67 kg (13.6 - 14.7 lbs.)	6.36 - 8.65 kg (14 - 19.1 lbs.)
Power supply cord	2.5 m (8.2 ft)	2.5 m (8.2 ft)



Anti-Vibration Grip, Wheel Cover, Lock Nut Wrench

## Angle Grinder

### 2,400 W Angle Grinder, Large Trigger Switch



204	GA7030	GA9030
Continuous rating Input	2,400W	2,400W
Wheel Diameter	180 mm (7")	230 mm (9")
Hole Diameter	22.23 mm (7/8")	22.23 mm (7/8")
No Load Speed (RPM)	8,500	6,600
Dimensions (L x W x H)	511 x 200 x 140 mm (20-1/8 x 7-7/8 x 5-1/2")	503 x 250 x 140 mm (19-3/4 x 9-7/8 x 5-1/2")
Net weight	6.06 - 6.56 kg (13.36 - 14.46 lbs.)	6.26 - 8.55 kg (13.8 - 18.9 lbs.)
Power supply cord	2.5 m (8.2 ft)	2.5 m (8.2 ft)



Side Grip, Wheel Cover, Lock Nut Wrench

## Angle Grinder

### 2,400 W Angle Grinder, Soft Start, Large Trigger Switch



204	GA7030S	GA9030S
Continuous rating Input	2,400W	2,400W
Wheel Diameter	180 mm (7")	230 mm (9")
Hole Diameter	22.23 mm (7/8")	22.23 mm (7/8")
No Load Speed (RPM)	8,500	6,600
Dimensions (L x W x H)	511 x 200 x 140 mm (20-1/8 x 7-7/8 x 5-1/2")	503 x 250 x 140 mm (19-3/4 x 9-7/8 x 5-1/2")
Net weight	6.11 - 6.61 kg (13.5 - 14.6 lbs.)	6.27 - 8.56 kg (13.8 - 18.9 lbs.)
Power supply cord	2.5 m (8.2 ft)	2.5 m (8.2 ft)



Side Grip, Wheel Cover, Lock Nut Wrench

## Angle Grinder

### 2,400 W Angle Grinder, AC/DC Trigger Switch



204	GA7031	GA9031
Continuous rating Input	2,400W	2,400W
Wheel Diameter	180 mm (7")	230 mm (9")
Hole Diameter	22.23 mm (7/8")	22.23 mm (7/8")
No Load Speed (RPM)	8,500	6,600
Dimensions (L x W x H)	504 x 200 x 140 mm (19-7/8 x 7-7/8 x 5-1/2")	504 x 250 x 140 mm (19-7/8 x 9-7/8 x 5-1/2")
Net weight	5.93 - 6.43 kg (13.1 - 14.2 lbs.)	6.13 - 8.42 kg (13.5 - 18.6 lbs.)
Power supply cord	2.5 m (8.2 ft)	2.5 m (8.2 ft)



Side Grip, Wheel Cover, Lock Nut Wrench

## Angle Grinder

### 2,200 W SJS II Angle Grinder, Anti-Restart Function, Soft Strat, Large Trigger Switch



218	GA7063R	GA9063R
Continuous rating Input	2,200W	2,200W
Wheel Diameter	180 mm (7")	230 mm (9")
Hole Diameter	22.23 mm (7/8")	22.23 mm (7/8")
No Load Speed (RPM)	8,500	6,600
Dimensions (L x W x H)	450 x 200 x 145 mm (17-3/4 x 7-7/8 x 5-3/4")	450 x 250 x 145 mm (17-3/4 x 9-7/8 x 5-3/4")
Net weight	5.7 - 6.21 kg (12.6 - 13.7 lbs.)	5.8 - 8.16 kg (12.8 - 18 lbs.)
Power supply cord	2.5 m (8.2 ft)	2.5 m (8.2 ft)



Abrasive Disc, Side Grip, Wheel Cover, Lock Nut Wrench

## Angle Grinder

### 2,200 W SJS II Angle Grinder, Anti-Restart Function, Soft Start, Large Trigger Switch



218	GA7061R	GA9061R
Continuous rating Input	2,200W	2,200W
Wheel Diameter	180 mm (7")	230 mm (9")
Hole Diameter	22.23 mm (7/8")	22.23 mm (7/8")
No Load Speed (RPM)	8,500	6,600
Dimensions (L x W x H)	450 x 200 x 145 mm (17-3/4 x 7-7/8 x 5-3/4")	450 x 250 x 145 mm (17-3/4 x 9-7/8 x 5-3/4")
Net weight	5.57 - 6.08 kg (12.3 - 13.4 lbs.)	5.68 - 8.04 kg (12.5 - 17.7 lbs.)
Power supply cord	2.5 m (8.2 ft)	2.5 m (8.2 ft)




Side Grip, Wheel Cover, Lock Nut Wrench



# Grinding/Sanding/Polishing


**Angle Grinder** **2,200 W SJS II Angle Grinder, Large Trigger Switch**



218	GA7061	GA9061
Continuous rating Input	2,200W	2,200W
Wheel Diameter	180 mm (7")	230 mm (9")
Hole Diameter	22.23 mm (7/8")	22.23 mm (7/8")
No Load Speed (RPM)	8,500	6,600
Dimensions (L x W x H)	450 x 200 x 145 mm (17-3/4 x 7-7/8 x 5-3/4")	450 x 250 x 145 mm (17-3/4 x 9-7/8 x 5-3/4")
Net weight	5.53 - 6.04 kg (12.2 - 13.3 lbs.)	5.63 - 7.99 kg (12.4 - 17.6 lbs.)
Power supply cord	2.5 m (8.2 ft)	2.5 m (8.2 ft)

Side Grip, Wheel Cover, Lock Nut Wrench


**Angle Grinder** **2,200 W D-Handle Angle Grinder, Anti-Restart Function, Soft Start, Large Trigger Switch**



218	GA7062R	GA9062R
Continuous rating Input	2,200W	2,200W
Wheel Diameter	180 mm (7")	230 mm (9")
Hole Diameter	22.23 mm (7/8")	22.23 mm (7/8")
No Load Speed (RPM)	8,500	6,600
Dimensions (L x W x H)	450 x 200 x 144 mm (17-3/4 x 7-7/8 x 5-5/8")	450 x 250 x 144 mm (17-3/4 x 9-7/8 x 5-5/8")
Net weight	5.54 - 6.05 kg (12.2 - 13.3 lbs.)	5.65 - 8.01 kg (12.5 - 17.7 lbs.)
Power supply cord	2.5 m (8.2 ft)	2.5 m (8.2 ft)

Abrasive Disc, Side Grip, Wheel Cover, Lock Nut Wrench


**Angle Grinder** **2,200 W D-Handle Angle Grinder, Large Trigger Switch**



218	GA7062	GA9062
Continuous rating Input	2,200W	2,200W
Wheel Diameter	180 mm (7")	230 mm (9")
Hole Diameter	22.23 mm (7/8")	22.23 mm (7/8")
No Load Speed (RPM)	8,500	6,600
Dimensions (L x W x H)	450 x 200 x 144 mm (17-3/4 x 7-7/8 x 5-5/8")	450 x 250 x 144 mm (17-3/4 x 9-7/8 x 5-5/8")
Net weight	5.51 - 6.02 kg (12.2 - 13.3 lbs.)	5.61 - 7.97 kg (12.4 - 17.6 lbs.)
Power supply cord	2.5 m (8.2 ft)	2.5 m (8.2 ft)

Abrasive Disc, Side Grip, Wheel Cover, Lock Nut Wrench


**Angle Grinder** **2,200 W Angle Grinder, Anti-Restart Function, Soft Start, Large Trigger Switch**



218	GA7060R	GA9060R
Continuous rating Input	2,200W	2,200W
Wheel Diameter	180 mm (7")	230 mm (9")
Hole Diameter	22.23 mm (7/8")	22.23 mm (7/8")
No Load Speed (RPM)	8,500	6,600
Dimensions (L x W x H)	450 x 200 x 144 mm (17-3/4 x 7-7/8 x 5-5/8")	450 x 250 x 144 mm (17-3/4 x 9-7/8 x 5-5/8")
Net weight	5.42 - 5.93 kg (12 - 13.1 lbs.)	5.52 - 7.88 kg (12.8 - 17.4 lbs.)
Power supply cord	2.5 m (8.2 ft)	2.5 m (8.2 ft)

Side Grip, Wheel Cover, Lock Nut Wrench


**Angle Grinder** **2,200 W High Torque Angle Grinder, Large Trigger Switch**



218	GA7064	GA7060	GA9060
Continuous rating Input	2,200W	2,200W	2,200W
Wheel Diameter	180 mm (7")	180 mm (7")	230 mm (9")
Hole Diameter	22.23 mm (7/8")	22.23 mm (7/8")	22.23 mm (7/8")
No Load Speed (RPM)	6,600	8,500	6,600
Dimensions (L x W x H)	450 x 200 x 144 mm (17-3/4 x 7-7/8 x 5-5/8")	450 x 200 x 144 mm (17-3/4 x 7-7/8 x 5-5/8")	450 x 250 x 144 mm (17-3/4 x 9-7/8 x 5-5/8")
Net weight	5.34 - 5.85 kg (11.8 - 12.9 lbs.)	5.38 - 5.89 kg (11.9 - 13 lbs.)	5.5 - 7.86 kg (12.1 - 17.3 lbs.)
Power supply cord	2.5 m (8.2 ft)	2.5 m (8.2 ft)	2.5 m (8.2 ft)

Side Grip, Wheel Cover, Lock Nut Wrench

**Angle Grinder** **2,200 W Angle Grinder, Anti-Restart Function, Soft Start, Large Trigger Switch**



204	GA7020R	GA9020R
Continuous rating Input	2,200W	2,200W
Wheel Diameter	180 mm (7")	230 mm (9")
Hole Diameter	22.23 mm (7/8")	22.23 mm (7/8")
No Load Speed (RPM)	8,500	6,600
Dimensions (L x W x H)	473 x 200 x 140 mm (18-5/8 x 7-7/8 x 5-1/2")	473 x 250 x 140 mm (18-5/8 x 9-7/8 x 5-1/2")
Net weight	5.66 - 6.16 kg (12.48 - 13.58 lbs.)	5.8 - 8.09 kg (12.8 - 17.8 lbs.)
Power supply cord	2.5 m (8.2 ft)	2.5 m (8.2 ft)

Side Grip, Wheel Cover, Lock Nut Wrench

Items of standard equipment and specifications may vary by country or area.

## Grinding/Sanding/Polishing

## Angle Grinder

## 2,200 W Angle Grinder, Large Trigger Switch



204	GA7020	GA9020
Continuous rating Input	2,200W	2,200W
Wheel Diameter	180 mm (7")	230 mm (9")
Hole Diameter	22.23 mm (7/8")	22.23 mm (7/8")
No Load Speed (RPM)	8,500	6,600
Dimensions (L x W x H)	473 x 200 x 140 mm (18-5/8 x 7-7/8 x 5-1/2")	473 x 249 x 140 mm (18-5/8 x 9-3/4 x 5-1/2")
Net weight	5.56 - 6.06 kg (12.26 - 13.36 lbs.)	5.76 - 8.05 kg (12.7 - 17.8 lbs.)
Power supply cord	2.5 m (8.2 ft)	2.5 m (8.2 ft)



Side Grip, Wheel Cover, Lock Nut Wrench

## Angle Grinder

## 2,200 W Angle Grinder, Soft Start, Large Trigger Switch



204	GA7020S	GA9020S
Continuous rating Input	2,200W	2,200W
Wheel Diameter	180 mm (7")	230 mm (9")
Hole Diameter	22.23 mm (7/8")	22.23 mm (7/8")
No Load Speed (RPM)	8,500	6,600
Dimensions (L x W x H)	473 x 200 x 140 mm (18-5/8 x 7-7/8 x 5-1/2")	473 x 249 x 140 mm (18-5/8 x 9-3/4 x 5-1/2")
Net weight	5.69 - 6.19 kg (12.55 - 13.65 lbs.)	5.85 - 8.14 kg (12.9 - 18 lbs.)
Power supply cord	2.5 m (8.2 ft)	2.5 m (8.2 ft)



Side Grip, Wheel Cover, Lock Nut Wrench

## Angle Grinder

## 2,000 W Angle Grinder, Anti-Restart Function, Soft Start, Large Trigger Switch



204	GA7050R	GA9050R
Continuous rating Input	2,000W	2,000W
Wheel Diameter	180 mm (7")	230 mm (9")
Hole Diameter	22.23 mm (7/8")	22.23 mm (7/8")
No Load Speed (RPM)	8,500	6,600
Dimensions (L x W x H)	455 x 200 x 132 mm (17-7/8 x 7-7/8 x 5-3/16")	455 x 250 x 132 mm (17-7/8 x 9-7/8 x 5-3/16")
Net weight	4.66 - 5.18 kg (10.3 - 11.4 lbs.)	4.82 - 7.12 kg (10.6 - 15.7 lbs.)
Power supply cord	2.5 m (8.2 ft)	2.5 m (8.2 ft)



Side Grip, Wheel Cover, Lock Nut Wrench

## Angle Grinder

## 2,000 W Angle Grinder, Large Trigger Switch



204	GA7050	GA9050
Continuous rating Input	2,000W	2,000W
Wheel Diameter	180 mm (7")	230 mm (9")
Hole Diameter	22.23 mm (7/8")	22.23 mm (7/8")
No Load Speed (RPM)	8,500	6,600
Dimensions (L x W x H)	432 x 200 x 132 mm (17 x 7-7/8 x 5-3/16")	432 x 250 x 132 mm (17 x 9-7/8 x 5-3/16")
Net weight	3.98 - 5 kg (8.8 - 11 lbs.)	4.64 - 6.94 kg (10.2 - 15.3 lbs.)
Power supply cord	2.5 m (8.2 ft)	2.5 m (8.2 ft)



Side Grip, Wheel Cover, Lock Nut Wrench

## Angle Grinder

## 1,800 W Angle Grinder, Anti-Restart Function, Soft Start, Large Trigger Switch



204	GA7012C	GA9012C
Continuous rating Input	1,800W	1,800W
Wheel Diameter	180 mm (7")	230 mm (9")
Hole Diameter	22.23 mm (7/8")	22.23 mm (7/8")
No Load Speed (RPM)	8,400	6,000
Dimensions (L x W x H)	453 x 200 x 137 mm (17-7/8 x 7-7/8 x 5-3/8")	453 x 250 x 137 mm (17-7/8 x 9-7/8 x 5-3/8")
Net weight	4 - 4.5 kg (8.82 - 9.92 lbs.)	4.37 - 6.66 kg (9.6 - 14.7 lbs.)
Power supply cord	2.5 m (8.2 ft)	2.5 m (8.2 ft)



Side Grip, Wheel Cover, Lock Nut Wrench

## Angle Grinder

## 1,800 W Angle Grinder, Soft Start, Large Trigger Switch



204	GA7010C	GA9010C
Continuous rating Input	1,800W	1,800W
Wheel Diameter	180 mm (7")	230 mm (9")
Hole Diameter	22.23 mm (7/8")	22.23 mm (7/8")
No Load Speed (RPM)	8,400	6,000
Dimensions (L x W x H)	453 x 200 x 137 mm (17-7/8 x 7-7/8 x 5-3/8")	453 x 250 x 137 mm (17-7/8 x 9-7/8 x 5-3/8")
Net weight	4.2 - 4.7 kg (9.26 - 10.36 lbs.)	4.36 - 6.65 kg (9.6 - 14.7 lbs.)
Power supply cord	2.5 m (8.2 ft)	2.5 m (8.2 ft)



Side Grip, Wheel Cover, Lock Nut Wrench

# Comparison List

Model No.			No load speed (rpm)	Switch	AWS	BL motor	AFT	ADT	XPT	Brake	Anti-restart function	X-Lock
<b>40Vmax Cordless Angle Grinder</b>												
100mm	115mm	125mm										
GA003G	GA004G	GA005G	8,500	Slide	-	●	●	-	●	●	●	-
GA006G	GA007G	GA008G	8,500	Slide	-	●	●	-	●	-	●	-
GA011G	GA012G	GA013G	8,500	Paddle	-	●	●	-	●	●	●	-
GA014G	GA015G	GA016G	8,500	Paddle	-	●	●	-	●	-	●	-
GA021G	GA022G	GA023G	3,000 - 8,500	Slide	●	●	●	-	●	●	●	-
GA024G	GA025G	GA026G	3,000 - 8,500	Slide	●	●	●	-	●	-	●	-
GA027G	GA028G	GA029G	3,000 - 8,500	Paddle	●	●	●	-	●	●	●	-
GA030G	GA031G	GA032G	3,000 - 8,500	Paddle	●	●	●	-	●	-	●	-
GA039G	GA040G	GA041G	3,000-8,500	Slide	●	●	●	-	●	●	●	●
GA042G	GA043G	GA044G	3,000-8,500	Paddle	●	●	●	-	●	●	●	●
GA045G	GA046G	GA047G	8,500	Paddle	-	●	●	-	●	●	●	●
150mm	180mm	230mm										
GA035G	-	-	8,500	Slide	-	●	●	-	●	●	●	-
GA036G	-	-	8,500	Paddle	-	●	●	-	●	●	●	-
-	GA037G	-	7,800	Large Trigger	●	●	●	-	●	●	●	-
-	-	GA038G	6,600	Large Trigger	●	●	●	-	●	●	●	-
<b>18V x2 Cordless Angle Grinder</b>												
180mm	230mm											
DGA700	-	-	7,800	Large Trigger	-	●	●	●	●	●	●	-
DGA701	-	-	7,800	Large Trigger	●	●	●	●	●	●	●	-
-	DGA900	-		Large Trigger	-	●	●	●	●	●	●	-
-	DGA901	-		Large Trigger	●	●	●	●	●	●	●	-
<b>18V Cordless Angle Grinder</b>												
100mm	115mm	125mm										
DGA414	DGA464	DGA514	3,000 - 8,500	Slide	●	●	●	●	●	●	●	-
DGA413	DGA463	DGA513	3,000 - 8,500	Slide	-	●	●	●	●	●	●	-
DGA412	DGA462	DGA512	3,000 - 8,500	Slide	●	●	●	●	●	-	●	-
DGA411	DGA461	DGA511	3,000 - 8,500	Slide	-	●	●	●	●	-	●	-
DGA406	DGA456	DGA506	8,500	Slide	-	●	●	●	●	●	●	-
DGA404	DGA454	DGA504	8,500	Slide	-	●	●	●	●	-	●	-
-	-	DGA521	8,500	Slide	-	●	●	●	●	-	●	●
DGA402	DGA452	-	11,000	Slide	-	-	-	-	-	-	●	-
DGA418	DGA468	DGA518	3,000 - 8,500	Paddle	●	●	●	●	●	●	●	-
DGA417	DGA467	DGA517	3,000 - 8,500	Paddle	-	●	●	●	●	●	●	-
DGA419	DGA469	DGA519	3,000 - 8,500	Paddle	-	●	●	●	●	●	●	-
DGA408	DGA458	DGA508	8,500	Paddle	-	●	●	●	●	●	●	-
DGA405	DGA455	DGA505	8,500	Paddle	-	●	●	●	●	-	●	-
-	-	DGA520	8,500	Paddle	-	●	●	●	●	-	●	●

# Comparison List

Model No.				Continuous rating Input (W)	Switch	SJS / SJS2	Anti-restart function	Variable Speed	Brake	Constant Speed	Soft Start	X-Lock
<b>Angle Grinder</b>												
100mm	115mm	125mm	150mm									
-	-	GA5021C	GA6021C	1,450	Large trigger	SJS	●	-	-	●	●	-
-	-	GA5020C	GA6020C	1,450	Finger trigger	SJS	●	-	-	●	●	-
GA4041C	GA4541C	GA5041C	-	1,400	Slide	SJS2	●	●	●	●	●	-
GA4040C	GA4540C	GA5040C	GA6040C	1,400	Slide	SJS2	●	●	-	●	●	-
-	GA4542C	GA5042C	GA6042C	1,400	Slide	SJS2	-	●	-	●	●	-
-	-	9565CVR	-	1,400	Slide	SJS	●	●	-	●	●	-
-	9564CV	9565CV	9566CV	1,400	Slide	SJS	-	●	-	●	●	-
-	9564CR	9565CR	9566CR	1,400	Slide	SJS	●	-	-	●	●	-
-	-	9565C	9566C	1,400	Slide	SJS	-	-	-	●	●	-
-	9564PCV	9565PCV	9566PCV	1,400	Paddle	SJS	-	●	-	●	●	-
-	9564PC	9565PC	9566PC	1,400	Paddle	SJS	-	-	-	●	●	-
-	-	9565CLR / 9565CVL	-	1,400	Slide	SJS	● / -	●	-	●	●	-
GA4050	GA4550 / GA4552	GA5050 / GA5052	-	1,300	Paddle	-	-	-	-	-	-	-
GA4050R	GA4550R / GA4552R	GA5050R / GA5052R	-	1,300	Paddle	-	●	-	-	-	●	-
GA4051R	GA4551R / GA4553R	GA5051R / GA5053R	-	1,300	Paddle	-	●	-	-	-	●	-
-	GA4541R	GA5041R	-	1,100	Slide	SJS2	●	-	●	-	●	-
-	GA4540R	GA5040R	GA6040R	1,100	Slide	SJS2	●	-	-	-	●	-
GA4040	GA4540	GA5040	GA6040	1,100	Slide	SJS2	-	-	-	-	-	-
-	9564HR	9565HR	-	1,100	Slide	SJS	●	-	-	-	●	-
-	9564H	9565H	-	1,100	Slide	SJS	-	-	-	-	-	-
-	9564P	9565P	-	1,100	Paddle	SJS	-	-	-	-	-	-
-	-	GA5021	GA6021	1,050	Large trigger	SJS	-	-	-	-	-	-
-	-	GA5011	-	1,050	Large trigger	-	-	-	-	-	-	-
-	-	GA5010 / GA5020	GA6010 / GA6020	1,050	Finger trigger	- / SJS	-	-	-	-	-	-
-	-	GA5080 / GA5080R	-	1,400	Slide	SJS	- / ●	-	-	●	●	●
GA4570	-	-	-	840	Slide	-	-	-	-	-	-	●
9556HN	9557HN	9558HN	-	840	Slide	-	-	-	-	-	-	-
-	9557NBR / 9557HNR	9558NBR / 9558HNR	-	840	Slide	-	●	-	-	-	●	-
9556HP	9557HP	9558HP	-	840	Paddle	-	-	-	-	-	-	-
9556HB	-	-	-	840	Toggle	-	-	-	-	-	-	-
GA4031 / GA4032	-	-	-	720	Toggle	-	-	-	-	-	-	-
GA4030R	GA4530R	GA5030R	-	720	Slide	-	●	-	-	-	●	-
GA4030	GA4530	GA5030	-	720	Slide	-	-	-	-	-	-	-
GA4034	GA4534	GA5034	-	720	Paddle	-	-	-	-	-	-	-
9553HN	9554HN	9555HN	-	710	Slide	-	-	-	-	-	-	-
9553HB / 9553B	-	-	-	710	Toggle	-	-	-	-	-	-	-
9500NB / N9500N	-	-	-	570	Toggle	-	-	-	-	-	-	-

Model No.		Continuous rating Input (W)	Switch	SJS2	Anti-restart function	Constant Speed	Torque Limiter	Soft Start	X-Lock
180mm	230mm								
GA7070	GA9070	2,800W	Large trigger	-	●	●	●	●	-
GA7071	GA9071	2,800W	Large trigger	-	●	●	●	●	-
GA7080 / GA7081	GA9080 / GA9081	2,700W	Large trigger	-	●	-	-	●	-
GA7082	GA9082	2,700W	Large trigger	-	-	-	-	-	-
GA7040R	GA9040R	2,600W	Large trigger	-	●	-	●	●	-
GA7040S	GA9040S	2,600W	Large trigger	-	-	-	●	●	-
-	GA9040	2,600W	Large trigger	-	-	-	●	-	-
GA7030R	GA9030R	2,400W	Large trigger	-	●	-	●	●	-
GA7030S / GA7030	GA9030S / GA9030	2,400W	Large trigger	-	-	-	●	● / -	-
GA7031	GA9031	2,400W	AC/DC trigger	-	-	-	●	-	-
GA7061R / GA7063R	GA9061R / GA9063R	2,200W	Large trigger	-	-	-	-	●	-
GA7061	GA9061	2,200W	Large trigger	●	-	-	-	-	-
GA7060R / GA7062R	GA9060R / GA9062R	2,200W	Large trigger	-	●	-	-	●	-
GA7060 / GA7062 / GA7064	GA9060 / GA9062	2,200W	Large trigger	-	-	-	-	-	-
GA7020R	GA9020R	2,200W	Large trigger	-	●	-	-	-	-
GA7020S	GA9020S	2,200W	Large trigger	-	-	-	-	●	-
GA7020	-	2,200W	Large trigger	-	-	-	-	-	-
GA7050 / GA7050R	GA9050 / GA9050R	2,000W	Large trigger	-	- / ●	-	-	- / ●	-
GA7012C	GA9012C	1,800W	Large trigger	-	●	●	-	●	-
GA7010C	GA9010C	1,800W	Large trigger	-	-	●	-	●	-

# Grinding/Sanding/Polishing

## SA7000C

Angle Sander

180 mm (7") 1,600 W Variable Speed Angle Sander



Continuous rating Input	1,600W
Abrasive Disc Size	180 mm (7")
Capacity	Pad: 180 mm (7")
No Load Speed (RPM)	1,500 - 4,000
Dimensions (L x W x H)	453 x 170 x 136 mm (17-7/8 x 6-11/16 x 5-3/8")
Net weight	3.5 - 3.6 kg (7.7 - 7.9 lbs.)
Power supply cord	2.5 m (8.2 ft)



Rubber Pad, Lock nut, Lock Nut Wrench, Side Grip, Head Cover

## SA7000

Angle Sander

180 mm (7") 1,400 W Angle Sander



Continuous rating Input	1,400W
Abrasive Disc Size	180 mm (7")
Capacity	Pad: 180 mm (7")
No Load Speed (RPM)	5,000
Dimensions (L x W x H)	453 x 170 x 136 mm (17-7/8 x 6-11/16 x 5-3/8")
Net weight	3.5 - 3.6 kg (7.7 - 7.9 lbs.)
Power supply cord	2.5 m (8.2 ft)



Rubber Pad, Lock nut, Lock Nut Wrench, Side Grip, Head Cover

## SA5040C

Angle Sander

125 mm (5") 1,400 W SJS II Variable Speed Angle Sander, Anti-Restart Function



Continuous rating Input	1,400W
Wheel Diameter	125 mm (5")
Capacity	Pad: 115 mm (4-1/2")
No Load Speed (RPM)	2,000 - 7,800
Dimensions (L x W x H)	315 x 115 x 121 mm (12-3/8 x 4-1/2 x 4-3/4")
Hole Diameter	22.23 mm (7/8")
Net weight	2.5 - 3.7 kg (5.5 - 8.2 lbs.)
Power supply cord	2.5 m (8.2 ft)



Pad, Lock Nut Wrench, Side Grip, Head Cover

## PK5011C

Angle Sander

125 mm (5") 1,600 W Angle Sander



Continuous rating Input	1,600W
Wheel Diameter	125 mm (5")
No Load Speed (RPM)	2,000 - 5,500
Dimensions (L x W x H)	468 x 159 x 155 mm (18-1/2 x 6-1/4 x 6-1/8")
Net weight	4.3 - 4.4 kg (9.5 - 9.7 lbs.)
Power supply cord	4.0 m (13.1 ft)



Dust Cover, Rubber Pad, Abrasive Disc, Side Grip, Head Cover, Lock Nut Wrench

## GV7000C

Disc Sander

180 mm (7") 900 W Variable Speed Disc Sander



Continuous rating Input	900W
Abrasive Disc Size	180 mm (7")
Capacity	Pad: 180 mm (7")
No Load Speed (RPM)	2,500 - 4,700
Overall Length	210 mm (8-1/4")
Net weight	2.1 kg (4.6 lbs.)
Power supply cord	2.5 m (8.2 ft)



Abrasive Disc, Rubber Pad, Lock Nut Wrench, Wrench, Side Grip

## GV7000

Disc Sander

180 mm (7") 550 W Disc Sander



Continuous rating Input	550W
Abrasive Disc Size	180 mm (7")
Capacity	Pad: 180 mm (7")
No Load Speed (RPM)	4,700
Overall Length	210 mm (8-1/4")
Net weight	2.1 kg (4.7 lbs.)
Power supply cord	2.5 m (8.2 ft)



Abrasive Disc, Rubber Pad, Lock Nut Wrench, Wrench, Side Grip

## 9218SB

Disc Sander

180 mm (7") 570 W Disc Sander



Continuous rating Input	570W
Wire cup brush	110 mm (4-3/8")
Abrasive Disc Size	180 mm (7")
No Load Speed (RPM)	4,500
Overall Length	225 mm (8-7/8")
Net weight	2.3 kg (5.1 lbs.)
Power supply cord	2.5 m (8.2 ft)



Abrasive Disc, Rubber Pad, Lock Nut Wrench, Wrench, Side Grip

## GV6010

Disc Sander

150 mm (6") 440 W Disc Sander



Continuous rating Input	440W
Abrasive Disc Size	150 mm (6")
Capacity	Pad: 120 mm (4-3/4")
No Load Speed (RPM)	4,500
Dimensions (L x W x H)	200 x 74 x 181 mm (7-7/8 x 2-15/16 x 7-1/8")
Net weight	1.2 kg (2.6 lbs.)
Power supply cord	2.5 m (8.2 ft)



Abrasive Disc, Plastic Pad, Side Grip, Hex socket head bolt, Washer, Hex Wrench

# Grinding/Sanding/Polishing

## GV5010 Disc Sander

125 mm (5") 440 W Disc Sander



Continuous rating Input	440W
Abrasive Disc Size	125 mm (5")
Capacity	Pad: 120 mm (4-3/4")
No Load Speed (RPM)	4,500
Dimensions (L x W x H)	200 x 74 x 181 mm (7-7/8 x 2-15/16 x 7-1/8")
Net weight	1.2 kg (2.6 lbs.)
Power supply cord	2.5 m (8.2 ft)



Abrasive Disc, Plastic Pad, Side Grip, Hex socket head bolt, Washer, Hex Wrench

## PV001G Cordless Polisher

40V max

40Vmax XGT BL Brushless Cordless 180 mm (7") Polisher

new



Capacity	Pad: 180mm
No Load Speed (RPM)	0 - 2,200
Dimensions (L x W x H)	w/ BL4050F : 547 x 198 x 196 mm (21-1/2 x 7-3/4 x 7-3/4")
Net weight	3.1 - 3.8 kg (6.8 - 8.4 lbs.)

XGT BL XPT



Loop Handle / Side Handle, Hex Wrench, Battery, Charger

## 9237CB Polisher

180 mm (7") 1,200 W Variable Speed Polisher



Continuous rating Input	1,200W
Capacity	Wool Bonnet: 180 mm (7") Wool Pad: 180 mm (7")
No Load Speed (RPM)	0 - 3,200
Dimensions (L x W x H)	431 x 198 x 187 mm (17 x 7-3/4 x 7-3/8")
Net weight	3.2 - 3.4 kg (7 - 7.5 lbs.)
Power supply cord	2.5 m (8.2 ft)



Loop Handle / Side Handle, Hex Wrench, Accessory Set

## 9237C Polisher

180 mm (7") 1,200 W Variable Speed Polisher



Continuous rating Input	1,200W
Capacity	Wool Bonnet: 180 mm (7") Wool Pad: 180 mm (7")
No Load Speed (RPM)	0 - 3,200
Dimensions (L x W x H)	431 x 198 x 187 mm (17 x 7-3/4 x 7-3/8")
Net weight	3.2 - 3.4 kg (7 - 7.5 lbs.)
Power supply cord	2.5 m (8.2 ft)



Loop Handle / Side Handle, Hex Wrench, Accessory Set

## PV7000C Polisher

180 mm (7") 900 W Variable 2-Speed Vertical Polisher



Continuous rating Input	900W
Capacity	Pad: 180 mm (7") Wool Bonnet: 180 mm (7")
No Load Speed (RPM)	600 - 2,100
Overall Length	210 mm (8-1/4")
Net weight	2.1 kg (4.6 lbs.)
Power supply cord	2.5 m (8.2 ft)



Side Handle, Pad, Wrench

## PV7001C Polisher

180 mm (7") 900 W Variable 2-Speed Vertical Polisher



Continuous rating Input	900W
Capacity	Pad: 180 mm (7") Wool Bonnet: 180 mm (7")
No Load Speed (RPM)	600 - 2,100
Overall Length	210 mm (8-1/4")
Net weight	2.1 - 2.2 kg (4.6 - 4.9 lbs.)
Power supply cord	2.5 m (8.2 ft)



Side Handle, Pad, Wrench

## 9218PB Polisher

180 mm (7") 570 W Vertical Polisher



Continuous rating Input	570W
Capacity	Wool Bonnet: 180 mm (7")
No Load Speed (RPM)	2,000
Overall Length	235 mm (9-1/4")
Net weight	2.7 kg (5.9 lbs.)
Power supply cord	2.5 m (8.2 ft)



Wool Bonnet, Rubber Pad, Lock nut, Lock Nut Wrench, Wrench, Side Handle

## DPV300 Cordless Sander Polisher

18V

18V LXT BL Cordless Sander Polisher



Pad / Disc Diameter	Twist-On / Twist-Off Style: 50 mm (2") Hook & Loop Style: 80 mm (3-1/8")
Backing Pad Diameter	Twist-On / Twist-Off Style: 46 mm (1-13/16") Hook & Loop Style: 75 mm (2-15/16")
No Load Speed (RPM)	Polishing: 0 - 2,800 Sanding: 0 - 9,500
Continuous Use (min.)	w/ BL1850B: 34
Head Length	127 mm (5")
Dimensions (L x W x H)	w/ BL1830B / BL1840B / BL1850B / BL1860B : 160 x 79 x 256 mm (6-5/16 x 3-1/8 x 10-1/8")
Net weight	1.3 - 1.6 kg (2.9 - 3.5 lbs.)

LXT BL XPT



Side Grip, Pad, Adapter, Wool Pad, Sponge Pad, Battery, Charger

# Grinding/Sanding/Polishing

## PV301D Cordless Sander Polisher 12V max

### 12Vmax CXT BL Cordless Sander Polisher



Pad / Disc Diameter	Twist-On / Twist-Off Style: 50 mm (2") Hook & Loop Style: 80 mm (3-1/8")
Backing Pad Diameter	Twist-On / Twist-Off Style: 46 mm (1-13/16") Hook & Loop Style: 75 mm (2-15/16")
No Load Speed (RPM)	Polishing: 0 - 2,800 Sanding: 0 - 9,500
Continuous Use (min.)	w/ BL10418: 18
Head Length	127 mm (5")
Dimensions (L x W x H)	w/ BL1016/BL1021B : 137 x 67 x 231 mm (5-3/8 x 2-5/8 x 9-1/8")
Net weight	1.1 - 1.2 kg (2.4 - 2.6 lbs.)



Side Grip, Pad, Adapter, Wool Pad, Sponge Pad, Battery, Charger

## 9207SPB Sander-Polisher

### 180 mm (7") 700 W 2-Speed Sander-Polisher



Continuous rating Input	700W
Capacity	Wool Bonnet: 180 mm (7")
No Load Speed (RPM)	High / Low: 3,800 / 2,000
Overall Length	455 mm (17-7/8")
Net weight	3.1 kg (6.8 lbs.)
Power supply cord	2.5 m (8.2 ft)



Abrasive Disc, Rubber Pad, Wool Bonnet, Lock Nut Wrench, Wrench, Side Handle

## PW5000C Stone Polisher

### 125 mm (5") 900 W Stone Polisher



Continuous rating Input	900W
Capacity	Pad: 100 - 125 mm (4 - 5")
No Load Speed (RPM)	2,000 - 4,000
Overall Length	313 mm (12-3/8")
Wheel Diameter	100 - 125 mm (4 - 5")
Net weight	2.3 - 2.6 kg (5.1 - 5.7 lbs.)
Power supply cord	5.0 m (16.4 ft)



Rubber Pad, Side Grip, Wrench, Head Cover

## PW5001C Stone Polisher

### 125 mm (5") 900 W Stone Polisher



Continuous rating Input	900W
Capacity	Pad: 100 - 125 mm (4 - 5")
No Load Speed (RPM)	2,000 - 4,000
Overall Length	359 mm (14-1/8")
Wheel Diameter	100 - 125 mm (4 - 5")
Net weight	2.3 - 2.6 kg (5.1 - 5.7 lbs.)
Power supply cord	4.0 m (13.1 ft)



Rubber Pad, Side Grip, Wrench, Head Cover

## DGD800 Cordless Die Grinder 18V

### 18V LXT Li-Ion Cordless 8 mm (1/4") Die Grinder



Collet Capacity	3 - 8 mm
Wheel Diameter	36 mm (1-7/16")
No Load Speed (RPM)	26,000
Dimensions (L x W x H)	402 x 82 x 118 mm (15-3/4 x 3-1/4 x 4-5/8")
Net weight	1.7 - 2.2 kg (3.8 - 4.9 lbs.)



Charger, Battery, Collet Cone, Wrench x2

## DGD801 Cordless Die Grinder 18V

### 18V LXT Li-Ion Cordless 8 mm (1/4") Die Grinder



Collet Capacity	3 - 8 mm
Wheel Diameter	36 mm (1-7/16")
No Load Speed (RPM)	26,000
Dimensions (L x W x H)	307 x 82 x 118 mm (12-1/8 x 3-1/4 x 4-5/8")
Net weight	1.5 - 2 kg (3.3 - 4.3 lbs.)



Charger, Battery, Collet Cone, Wrench x2

## GD0810C Die Grinder

### 8 mm (1/4") 750 W SJS Variable Speed Die Grinder, Slide Switch



Continuous rating Input	750W
Collet Capacity	3, 6, 8 mm or 4.2lbs. 3, 6, 8 mm or 1/8"
Wheel Diameter	50 mm (2")
No Load Speed (RPM)	7,000
Overall Length	371 mm (14-5/8")
Net weight	1.9 kg (4.2 lbs.)
Power supply cord	2.5 m (8.2 ft)

Tool does not come with wheel point.



Wrench x2

## GD0811C Die Grinder

### 8 mm (1/4") 750 W SJS High Torque Variable Speed Die Grinder, Paddle Switch



Continuous rating Input	750W
Collet Capacity	8 mm or 4.39 - 4.41lbs. 8 mm or 1/4"
Max Wheel Diameter	50 mm (2")
Wheel Diameter	50 mm (2")
No Load Speed (RPM)	7,000
Dimensions (L x W x H)	390 x 75 x 88 mm (15-3/8 x 2-15/16 x 3-1/2")
Net weight	1.99 - 2 kg (4.39 - 4.41 lbs.)
Power supply cord	2.5 m (8.2 ft)

Tool does not come with wheel point.



Side Handle, Wrenches

# Grinding/Sanding/Polishing

## GD0800C

Die Grinder

8 mm (1/4") 750 W SJS Variable Speed Die Grinder, Slide Switch



Continuous rating Input	750W
Collet Capacity	3, 6, 8 mm or 4.14lbs. 3, 6, 8 mm or 1/8"
Wheel Diameter	25 mm (1")
No Load Speed (RPM)	28,000
Dimensions (L x W x H)	371 x 75 x 75 mm (14-5/8 x 2-15/16 x 2-15/16")
Net weight	1.88 kg (4.14 lbs.)
Power supply cord	2.5 m (8.2 ft)

Tool does not come with wheel point.



Wrench x2

## GD0801C

Die Grinder

8 mm (1/4") 750 W SJS Variable Speed Die Grinder, Paddle Switch



Continuous rating Input	750W
Collet Capacity	8 mm or 4.32 - 4.34lbs. 8 mm or 1/4"
Max Wheel Diameter	25 mm (1")
No Load Speed (RPM)	29,000
Dimensions (L x W x H)	390 x 75 x 88 mm (15-3/8 x 2-15/16 x 3-1/2")
Net weight	1.96 - 1.97 kg (4.32 - 4.34 lbs.)
Power supply cord	2.5 m (8.2 ft)

Tool does not come with wheel point.



Side Handle, Wrenches

## GD0800

Die Grinder

8 mm (1/4") 500 W SJS Die Grinder



Continuous rating Input	500W
Collet Capacity	3, 6, 8 mm or 3.92lbs. 3, 6, 8 mm or 1/8, 1/4"
Wheel Diameter	25 mm (1")
No Load Speed (RPM)	28,000
Dimensions (L x W x H)	371 x 75 x 75 mm (14-5/8 x 2-15/16 x 2-15/16")
Net weight	1.78 kg (3.92 lbs.)
Power supply cord	2.0 m (6.6 ft)

Tool does not come with wheel point.



Wrench x2

## GD0601

Die Grinder

6 mm (1/4") 400 W Die Grinder



Continuous rating Input	400W
Collet Capacity	3, 6 mm or 3.7 - 4.06lbs. 3, 6 mm or 1/8, 1/4"
Wheel Diameter	38 mm (1-1/2")
No Load Speed (RPM)	25,000
Dimensions (L x W x H)	359 x 82 x 82 mm (14-1/8 x 3-1/4 x 3-1/4")
Net weight	1.68 - 1.84 kg (3.77 - 4.06 lbs.)
Power supply cord	2.5 m (8.2 ft)



Wrench x2

## GD0602

Die Grinder

6 mm (1/4") 400 W Die Grinder



Continuous rating Input	400W
Collet Capacity	3, 6, 8 mm or 3.11 - 3.46lbs. 3, 6, 8 mm or 1/8, 1/4"
Wheel Diameter	38 mm (1-1/2")
No Load Speed (RPM)	25,000
Dimensions (L x W x H)	264 x 82 x 82 mm (10-3/8 x 3-1/4 x 3-1/4")
Net weight	1.41 - 1.57 kg (3.11 - 3.46 lbs.)
Power supply cord	2.5 m (8.2 ft)



Wrench x2

## GD0600

Die Grinder

6 mm (1/4") 400 W Die Grinder



Continuous rating Input	400W
Collet Capacity	3, 6 mm or 3.77 - 4.12lbs. 3, 6 mm or 1/8, 1/4"
Wheel Diameter	38 mm (1-1/2")
No Load Speed (RPM)	25,000
Dimensions (L x W x H)	358 x 82 x 82 mm (14-1/8 x 3-1/4 x 3-1/4")
Net weight	1.71 - 1.87 kg (3.77 - 4.12 lbs.)
Power supply cord	2.5 m (8.2 ft)



Wrench x2

## GD0603

Die Grinder

6 mm (1/4") 240 W Die Grinder



Continuous rating Input	240W
Collet Capacity	6 mm or 2.16lbs. 6 mm or 1/4"
Max Wheel Diameter	19 mm (3/4")
No Load Speed (RPM)	28,000
Diameter of grip	65 mm
Circumference of Grip	203 mm
Portion	
Dimensions (L x W x H)	289 x 64 x 67 mm (11-3/8 x 2-1/2 x 2-5/8")
Net weight	0.98 kg (2.16 lbs.)
Power supply cord	2.5 m (8.2 ft)



Spanner, Wheel points

## GS6000

Straight Grinder

150 mm (6") 750 W Straight Grinder



Continuous rating Input	750W
Wheel Diameter	150 mm (6")
Hole Diameter	12.7, 20 mm (13/16")
No Load Speed (RPM)	5,600
Dimensions (L x W x H)	590 x 216 x 130 mm (23-1/4 x 8-1/2 x 5-1/8")
Net weight	5.2 - 5.4 kg (11.4 - 12 lbs.)
Power supply cord	2.5 m (8.2 ft)



Grinding Wheel (country-specific), Hex Wrench, Wrenches (country-specific)



# Grinding/Sanding/Polishing

## GS5000 Straight Grinder

### 125 mm (5") 750 W Straight Grinder



Continuous rating Input	750W
Wheel Diameter	125 mm (5")
Hole Diameter	12.7, 20 mm (1/2"/3/8")
No Load Speed (RPM)	5,600
Dimensions (L x W x H)	590 x 189 x 116 mm (23-1/4 x 7-7/16 x 4-9/16")
Net weight	5 - 5.2 kg (11 - 11.5 lbs.)
Power supply cord	2.5 m (8.2 ft)



Grinding Wheel (country-specific), Hex Wrench, Wrenches (country-specific)

## GB801 Bench Grinder

### 205 mm (8") 550 W Bench Grinder



Continuous rating Input	550W
Wheel Diameter	205 mm (8")
Wheel width	19 mm (3/4")
Hole Diameter	15.88 mm (5/8")
H.P.	3/4
No Load Speed (RPM)	2,850 (50 Hz) / 3,450 (60 Hz)
Dimensions (L x W x H)	395 x 265 x 333 mm (15-9/16 x 10-7/16 x 13-7/64")
Net weight	19.91 - 19.63 kg (43.89 - 43.28 lbs.)



Safety Eye Shield, Protection glasses, Wrench x2

## GB602W Bench Grinder

### 150 mm (6") 250 W Bench Grinder



Continuous rating Input	250W
Wheel Diameter	150 mm (6")
Wheel width	6.4 mm (1/4") / 16 mm (5/8")
Hole Diameter	12.7 mm (1/2")
H.P.	1/3
No Load Speed (RPM)	2,850 (50 Hz) / 3,450 (60 Hz)
Dimensions (L x W x H)	375 x 348 x 286 mm (14-9/64 x 13-45/64 x 11-17/64")
Net weight	9.27 - 8.93 kg (19.69 - 20.44 lbs.)



Safety Eye Shield, Protection glasses, Wrench x2

## GB602 Bench Grinder

### 150 mm (6") 250 W Bench Grinder



Continuous rating Input	250W
Wheel Diameter	150 mm (6")
Wheel width	16 mm (5/8")
Hole Diameter	12.7 mm (1/2")
H.P.	1/3
No Load Speed (RPM)	2,850 (50 Hz) / 3,450 (60 Hz)
Dimensions (L x W x H)	375 x 205 x 286 mm (14-9/64 x 8 x 11-17/64")
Net weight	9.31 - 9.08 kg (20.02 - 20.52 lbs.)



Safety Eye Shield, Protection glasses, Wrench x2

## DPO600 Cordless Random Orbit Polisher

18V

### 18V LXT BL Brushless Cordless 150 mm (6") Random Orbit Polisher



Pad Size	150 mm (6")
Orbits Per Minute (OPM)	Normal Mode: 0 - 6,800 Finishing Mode: 0 - 5,200
Strokes Per Minute (SPM)	Normal Mode: 0 - 13,600 Finishing Mode: 0 - 10,400
No Load Speed (RPM)	Normal Mode: 0 - 780 Finishing Mode: 0 - 600
Orbit Diameter	5.5 mm (7/32")
Dimensions (L x W x H)	530 x 148 x 126 mm (20-7/8 x 5-7/8 x 5")
Net weight	3.1 - 3.6 kg (6.9 - 7.9 lbs.)



Side Grip (country-specific), Pad (country-specific), Hex Wrench

## DPO500 Cordless Random Orbit Polisher

18V

### 18V LXT BL Brushless Cordless 125 mm (5") Random Orbit Polisher



Pad Size	125 mm (5")
Orbits Per Minute (OPM)	Normal Mode: 0 - 6,800 Finishing Mode: 0 - 5,200
Strokes Per Minute (SPM)	Normal Mode: 0 - 13,600 Finishing Mode: 0 - 10,400
No Load Speed (RPM)	Normal Mode: 0 - 780 Finishing Mode: 0 - 600
Orbit Diameter	5.5 mm (7/32")
Dimensions (L x W x H)	530 x 123 x 134 mm (20-7/8 x 4-7/8 x 5-1/4")
Net weight	3.1 - 3.6 kg (6.9 - 7.9 lbs.)



Side Grip (country-specific), Pad (country-specific), Hex Wrench

## PO6000C Random Orbit Polisher

### 150 mm (6") 900 W Random Orbit Polisher



Continuous rating Input	900W
Pad Size	150 mm (6")
Orbits Per Minute (OPM)	0 - 6,800
Strokes Per Minute (SPM)	0 - 13,600
No Load Speed (RPM)	0 - 780
Orbit Diameter	5.5 mm (7/32")
Dimensions (L x W x H)	451 x 148 x 126 mm (17-3/4 x 5-7/8 x 5")
Net weight	2.8 - 3 kg (6.2 - 6.5 lbs.)
Power supply cord	4.0 m (13.1 ft)



Side Grip (country-specific), Pad (country-specific), Hex Wrench

## PO5000C Random Orbit Polisher

### 125 mm (5") 900 W Random Orbit Polisher



Continuous rating Input	900W
Pad Size	125 mm (5")
Orbits Per Minute (OPM)	0 - 6,800
Strokes Per Minute (SPM)	0 - 13,600
No Load Speed (RPM)	0 - 780
Orbit Diameter	5.5 mm (7/32")
Dimensions (L x W x H)	451 x 123 x 134 mm (17-3/4 x 4-7/8 x 5-1/4")
Net weight	2.8 - 3 kg (6.2 - 6.5 lbs.)
Power supply cord	4.0 m (13.1 ft)



Side Grip (country-specific), Pad (country-specific), Hex Wrench

# Grinding/Sanding/Polishing

## BO6050 Random Orbit Sander

150 mm (6") 750 W Variable Speed Random Orbit Sander with Soft Start



Continuous rating Input	750W
Pad Diameter	150 mm (6")
Abrasive Disc Size	150 mm (6")
Orbits Per Minute (OPM)	1,600 - 6,800
Sanding Strokes Per Minute (SPM)	3,200 - 13,600
Pad speed in Roto-orbit mode (rpm)	140 - 600
Orbit Diameter	5.5 mm (7/32")
Dimensions (L x W x H)	330 x 155 x 145 mm (13 x 6-1/8 x 5-3/4")
Net weight	2.6 kg (5.7 lbs.)
Power supply cord	2.5 m (8.2 ft)



Abrasive Disc, Dust Nozzle, Side Grip, Protector

## BO6030 Random Orbit Sander

150 mm (6") 310 W Variable Speed Random Orbit Sander with Built-In Dust Extraction System



Continuous rating Input	310W
Pad Diameter	150 mm (6")
Abrasive Disc Size	150 mm (6")
Orbits Per Minute (OPM)	4,000 - 10,000
Orbit Diameter	3.0 mm (1/8")
Overall Length	309 mm (12-1/8")
Net weight	2.4 kg (5.2 lbs.)
Power supply cord	2.5 m (8.2 ft)



Abrasive Disc, Hex Wrench, Dust Bag

## BO5041 Random Orbit Sander

125 mm (5") 300 W Variable Speed Random Orbit Sander with Built-In Dust Extraction System



Continuous rating Input	300W
Pad Diameter	123 mm (4-7/8")
Abrasive Disc Size	125 mm (5")
Orbits Per Minute (OPM)	4,000 - 12,000
Dimensions (L x W x H)	218 x 123 x 153 mm (8-5/8 x 4-7/8 x 6")
Net weight	1.4 kg (3.1 lbs.)
Power supply cord	2.0 m (6.6 ft)



Abrasive Disc, Dust Bag / Dust Box

## BO5031 Random Orbit Sander

125 mm (5") 300 W Variable Speed Random Orbit Sander with Built-In Dust Extraction System



Continuous rating Input	300W
Pad Diameter	123 mm (4-7/8")
Abrasive Disc Size	125 mm (5")
Orbits Per Minute (OPM)	4,000 - 12,000
Dimensions (L x W x H)	153 x 123 x 153 mm (6 x 4-7/8 x 6")
Net weight	1.3 kg (2.9 lbs.)
Power supply cord	2.0 m (6.6 ft)



Abrasive Disc, Dust Bag / Dust Box

## BO5040 Random Orbit Sander

125 mm (5") 300 W Random Orbit Sander with Built-In Dust Extraction System



Continuous rating Input	300W
Pad Diameter	123 mm (4-7/8")
Abrasive Disc Size	125 mm (5")
Orbits Per Minute (OPM)	12,000
Dimensions (L x W x H)	218 x 123 x 153 mm (8-5/8 x 4-7/8 x 6")
Net weight	1.4 kg (3.1 lbs.)
Power supply cord	2.0 m (6.6 ft)



Abrasive Disc, Dust Bag / Dust Box

## BO5030 Random Orbit Sander

125 mm (5") 300 W Random Orbit Sander with Built-In Dust Extraction System



Continuous rating Input	300W
Pad Diameter	123 mm (4-7/8")
Abrasive Disc Size	125 mm (5")
Orbits Per Minute (OPM)	12,000
Dimensions (L x W x H)	153 x 123 x 153 mm (6 x 4-7/8 x 6")
Net weight	1.3 kg (2.9 lbs.)
Power supply cord	2.0 m (6.6 ft)



Abrasive Disc, Dust Bag / Dust Box

## 9046 Orbital Sander

1/2 Sheet 600 W Finishing Sander



Continuous rating Input	600W
Pad Size	115 x 229 mm (4-1/2 x 9")
Abrasive Paper Size	115 x 280 mm (4-1/2 x 11")
Orbits Per Minute (OPM)	6,000
Overall Length	283 mm (11-1/8")
Orbit Diameter	5 mm (3/16")
Net weight	3.1 kg (6.8 lbs.)
Power supply cord	2.5 m (8.2 ft)



Abrasive Paper x6, Paper Dust Bag / Dust Bag

## DBO480 Cordless Finishing Sander

18V LXT Li-Ion 1/4 Sheet Finishing Sander



Pad Size	112 x 102 mm (4-3/8 x 4")
Abrasive Paper Size	Square: 114 x 102 mm (4-1/2 x 4") Rectangular: 114 x 190 mm (4-1/2 x 7-1/2") Triangular: 96 x 96 mm (3-3/4 x 3-3/4")
Orbits Per Minute (OPM)	14,000
Dimensions (L x W x H)	w/ BL1830B / BL1840B / BL1850B / BL1860B : 156 x 112 x 151 mm (6-1/8 x 4-3/8 x 5-15/16")
Net weight	1.7 kg (3.8 lbs.)



Abrasive Paper, Dust Bag / Dust Box, Punch Plate

# Grinding/Sanding/Polishing

## DBO481 Cordless Finishing Sander 18V

18V LXT Li-Ion 1/4 Sheet Finishing Sander



Pad Size	112 x 102 mm (4-3/8 x 4")
Abrasive Paper Size	Rectangular: 114 x 140 mm (4-1/2 x 5-1/2")
Orbits Per Minute (OPM)	14,000
Dimensions (L x W x H)	w/ BL1830B / BL1840B / BL1850B / BL1860B : 156 x 112 x 151 mm (6-1/8 x 4-3/8 x 5-15/16")
Net weight	1.7 kg (3.8 lbs.)



Abrasive Paper, Dust Bag / Dust Box, Punch Plate

## DBO482 Cordless Finishing Sander 18V

18V LXT Li-Ion 1/4 Sheet Finishing Sander



Pad Size	112 x 102 mm (4-3/8 x 4")
Abrasive Paper Size	Rectangular: 114 x 140 mm (4-1/2 x 5-1/2")
Orbits Per Minute (OPM)	14,000
Dimensions (L x W x H)	w/ BL1830B / BL1840B / BL1850B / BL1860B : 156 x 112 x 151 mm (6-1/8 x 4-3/8 x 5-15/16")
Net weight	1.8 kg (4.0 lbs.)



Abrasive Paper, Dust Bag / Dust Box, Punch Plate

## DBO380 Cordless Finishing Sander 18V

18V BL 1/3 Sheet Cordless Finishing Sander with Built-In Dust Extraction System

new



Pad Size	93 x 185 mm (3-5/8 x 7-1/4")
Abrasive Paper Size	Rectangular: 93 x 228 mm (3-5/8 x 9")
Orbits Per Minute (OPM)	4,000, 8,000, 12,000
Dimensions (L x W x H)	w/ BL1830B / BL1840B / BL1850B / BL1860B : 336 x 92 x 169 mm (13-1/4 x 3-5/8 x 6-5/8")
Net weight	1.9 - 2.2 kg (4.2 - 4.9 lbs.)



Dust Bag / Dust Box, Punch Plate, Abrasive Paper, Battery, Charger, Battery Protector (country-specific)

## DBO381 Cordless Finishing Sander 18V

18V BL AWS 1/3 Sheet Cordless Finishing Sander with Built-In Dust Extraction System

new



Pad Size	93 x 185 mm (3-5/8 x 7-1/4")
Abrasive Paper Size	Rectangular: 93 x 228 mm (3-5/8 x 9")
Orbits Per Minute (OPM)	4,000, 8,000, 12,000
Dimensions (L x W x H)	w/ BL1830B / BL1840B / BL1850B / BL1860B : 336 x 92 x 169 mm (13-1/4 x 3-5/8 x 6-5/8")
Net weight	1.9 - 2.2 kg (4.2 - 4.9 lbs.)



Dust Bag / Dust Box, Punch Plate, Abrasive Paper, Battery, Charger, Wireless Unit (country-specific), Wireless Unit Adapter (country-specific), Battery Protector (country-specific)

## BO4900V Finishing Sander

1/2 Sheet 330 W Variable Speed Finishing Sander



Continuous rating Input	330W
Pad Size	115 x 229 mm (4-1/2 x 9")
Abrasive Paper Size	115 x 232 mm (4-1/2 x 9-1/8")
Orbits Per Minute (OPM)	4,000 - 10,000
Overall Length	289 mm (11-3/8")
Net weight	2.9 kg (6.4 lbs.)
Power supply cord	2.5 m (8.2 ft)



Abrasive Paper, Paper Dust Bag / Dust Bag, Paper Dust Bag Holder

## BO4900 Finishing Sander

1/2 Sheet 330 W Finishing Sander



Continuous rating Input	330W
Pad Size	115 x 229 mm (4-1/2 x 9")
Abrasive Paper Size	115 x 232 mm (4-1/2 x 9-1/8")
Orbits Per Minute (OPM)	10,000
Overall Length	289 mm (11-3/8")
Net weight	2.9 kg (6.4 lbs.)
Power supply cord	2.5 m (8.2 ft)



Abrasive Paper, Paper Dust Bag / Dust Bag, Paper Dust Bag Holder

## BO4901 Finishing Sander

1/2 Sheet 330 W Finishing Sander



Continuous rating Input	330W
Pad Size	115 x 229 mm (4-1/2 x 9")
Abrasive Paper Size	115 x 280 mm (4-1/2 x 11")
Orbits Per Minute (OPM)	10,000
Overall Length	289 mm (11-3/8")
Net weight	2.8 kg (6.2 lbs.)
Power supply cord	2.5 m (8.2 ft)



Abrasive Paper

## BO4556 Finishing Sander

1/4 Sheet 200 W Finishing Sander



Continuous rating Input	200W
Pad Size	112 x 102 mm (4-3/8 x 4")
Abrasive Paper Size	114 x 140 mm (4-1/2 x 5-1/2")
Orbits Per Minute (OPM)	14,000
Dimensions (L x W x H)	131 x 112 x 141 mm (5-1/8 x 4-3/8 x 5-9/16")
Net weight	1.1 kg (2.5 lbs.)
Power supply cord	2.0 m (6.6 ft)



Abrasive Paper, Dust Bag / Dust Box, Punch Plate

# Grinding/Sanding/Polishing

## BO4555

Finishing Sander

### 1/4 Sheet 200 W Finishing Sander



Continuous rating Input	200W
Pad Size	112 x 102 mm (4-3/8 x 4")
Abrasive Paper Size	114 x 102 mm (4-1/2 x 4")
Orbits Per Minute (OPM)	14,000
Dimensions (L x W x H)	131 x 112 x 141 mm (5-1/8 x 4-3/8 x 5-9/16")
Net weight	1.1 kg (2.5 lbs.)
Power supply cord	2.0 m (6.6 ft)



Abrasive Paper, Dust Bag / Dust Box, Punch Plate

## BO4558

Finishing Sander

### 1/4 Sheet 200 W Finishing Sander



Continuous rating Input	200W
Pad Size	112 x 102 mm (4-3/8 x 4")
Abrasive Paper Size	114 x 140 mm (4-1/2 x 5-1/2")
Orbits Per Minute (OPM)	14,000
Dimensions (L x W x H)	131 x 112 x 141 mm (5-1/8 x 4-3/8 x 5-9/16")
Net weight	1.2 kg (2.5 lbs.)
Power supply cord	2.0 m (6.6 ft)



Abrasive Paper, Dust Bag / Dust Box, Punch Plate

## BO4565

Finishing Sander

### 112 x 190 mm (4-3/8" x 7-1/2") 200 W Finishing Sander



Continuous rating Input	200W
Pad Size	112 x 190 mm (4-3/8 x 7-1/2")
Abrasive Paper Size	114 x 102 mm (4-1/2 x 4")
Triangle	96 mm (3-3/4")
Orbits Per Minute (OPM)	14,000
Dimensions (L x W x H)	219 x 112 x 139 mm (8-5/8 x 4-3/8 x 5-1/2")
Net weight	1.2 kg (2.6 lbs.)
Power supply cord	2.0 m (6.6 ft)



Abrasive Paper, Dust Bag / Dust Box

## BO4566

Finishing Sander

### 100 x 164 mm (3-15/16" x 6-1/2") 200 W Finishing Sander



Continuous rating Input	200W
Pad Size	100 x 164 mm (3-15/16 x 6-1/2")
Abrasive Paper Size	102 x 166 mm (4 x 6-1/2")
Orbits Per Minute (OPM)	14,000
Dimensions (L x W x H)	197 x 100 x 137 mm (7-3/4 x 3-15/16 x 5-3/8")
Net weight	1.2 kg (2.6 lbs.)
Power supply cord	2.0 m (6.6 ft)



Dust Bag / Dust Box

## BO3711

Finishing Sander

### 1/3 Sheet 190 W Variable Speed Finishing Sander with Built-In Dust Extraction System



Continuous rating Input	190W
Pad Size	93 x 185 mm (3-5/8 x 7-1/4")
Abrasive Paper Size	93 x 228 mm (3-5/8 x 9")
Orbits Per Minute (OPM)	4,000 - 11,000
Strokes Per Minute (SPM)	8,000 - 22,000
Orbit Diameter	2.0 mm (1/16")
Dimensions (L x W x H)	253 x 92 x 154 mm (10 x 3-5/8 x 6-1/16")
Net weight	1.6 kg (3.5 lbs.)
Power supply cord	2.0 m (6.6 ft)



Dust Bag / Dust Box, Punch Plate, Abrasive Paper

## BO3710

Finishing Sander

### 1/3 Sheet 190 W Finishing Sander with Built-In Dust Extraction System



Continuous rating Input	190W
Pad Size	93 x 185 mm (3-5/8 x 7-1/4")
Abrasive Paper Size	93 x 228 mm (3-5/8 x 9")
Orbits Per Minute (OPM)	11,000
Strokes Per Minute (SPM)	22,000
Orbit Diameter	2.0 mm (1/16")
Dimensions (L x W x H)	253 x 92 x 154 mm (10 x 3-5/8 x 6-1/16")
Net weight	1.6 kg (3.5 lbs.)
Power supply cord	2.0 m (6.6 ft)



Dust Bag / Dust Box, Punch Plate, Abrasive Paper

## BO4557

Finishing Sander

### 1/4 Sheet 180 W Finishing Sander



Continuous rating Input	180W
Pad Size	112 x 102 mm (4-3/8 x 4")
Abrasive Paper Size	114 x 140 mm (4-1/2 x 5-1/2")
Orbits Per Minute (OPM)	14,000
Dimensions (L x W x H)	131 x 112 x 137 mm (5-1/8 x 4-3/8 x 5-3/8")
Net weight	1 kg (2.1 lbs.)
Power supply cord	2.0 m (6.6 ft)



Abrasive Paper, Dust Bag / Dust Box, Punch Plate

## 9035H

Finishing Sander

### 1/3 Sheet 180 W Finishing Sander



Continuous rating Input	180W
Pad Size	93 x 185 mm (3-5/8 x 7-1/4")
Abrasive Paper Size	93 x 228 mm (3-5/8 x 9")
Orbits Per Minute (OPM)	11,000
Dimensions (L x W x H)	236 x 93 x 146 mm (9-1/4 x 3-5/8 x 5-3/4")
Net weight	1.5 kg (3.3 lbs.)
Power supply cord	2.5 m (8.2 ft)



Abrasive Paper x6

# Grinding/Sanding/Polishing

## BO4510H Finishing Sander

1/4 Sheet 170 W Finishing Sander



Continuous rating Input	170W
Pad Size	110 x 100 mm (4-5/16 x 3-15/16")
Abrasive Paper Size	114 x 140 mm (4-1/2 x 5-1/2")
Orbits Per Minute (OPM)	12,000
Dimensions (L x W x H)	116 x 110 x 129 mm (4-9/16 x 4-5/16 x 5-1/8")
Net weight	1.1 kg (2.4 lbs.)
Power supply cord	2.5 m (8.2 ft)



Abrasive Paper x6

## DBO180 Cordless Random Orbit Sander

18V

18V LXT Li-Ion Cordless 125 mm (5") 3-Speed Random Orbit Sander with Built-In Dust Extraction System



Pad Diameter	123 mm (4-7/8")
Abrasive Disc Size	125 mm (5")
Orbits Per Minute (OPM)	7,000 / 9,500 / 11,000
Dimensions (L x W x H)	175 x 123 x 153 mm (6-7/8 x 4-7/8 x 6")
Net weight	1.4 - 1.7 kg (3 - 3.7 lbs.)

LXT



Charger, Battery, Abrasive Disc, Dust Bag / Dust Box

## DSL801 Cordless Drywall Sander

18V

18V LXT BL AWS Cordless 225 mm (8-7/8") Variable Speed Drywall Sander



Pad Diameter	210 mm (8-1/4")
Abrasive Disc Size	225 mm (8-7/8")
No Load Speed (RPM)	1,000 - 1,800
Dimensions (L x W x H)	1,120 - 1,540 x 278 x 273 mm (44 - 60-1/2 x 11 x 10-3/4")
Net weight	4.6 - 5.8 kg (10.1 - 12.8 lbs.)

LXT BL AWS XPT



Abrasive Disc, Hex Wrench, Wireless Unit (country-specific), Wireless Unit Adapter (country-specific), Front Cuff (country-specific), Battery, Charger

## DSL800 Cordless Drywall Sander

18V

18V LXT BL AWS Cordless 225 mm (8-7/8") Variable Speed Drywall Sander



Pad Diameter	210 mm (8-1/4")
Abrasive Disc Size	225 mm (8-7/8")
No Load Speed (RPM)	1,000 - 1,800
Dimensions (L x W x H)	1,100-1,520 x 259 x 273 mm (43-1/4"-59-3/4 x 10-1/4 x 10-3/4")
Net weight	4.5 - 5.7 kg (10.0 - 12.6 lbs.)

LXT BL AWS XPT



Abrasive Disc, Hex Wrench, Tool Bag, Wireless Unit (country-specific), Wireless Unit Adapter (country-specific), Battery, Charger

## DBS180 Cordless Belt Sander

18V

18V LXT BL 9 mm x 533 mm (3/8" x 21") Variable Speed Belt Sander



Belt Width	6 / 9 / 13 mm (1/4 / 3/8 / 1/2")
Belt Length	533 mm (21")
Belt Speed	600 - 1,700 m/min
Dimensions (L x W x H)	w/ BL1830B / BL1840B / BL1850B / BL1860B : 500 x 96 x 116 mm (19-3/4 x 3-3/4 x 4-9/16")
Net weight	1.8 - 2.1 kg (4.0 - 4.6 lbs.)

LXT BL



Sanding Belt, Grip, Grip Base, Battery, Charger

## 9403 Belt Sander

100 mm x 610 mm (4" x 24") 1,200 W Belt Sander



Continuous rating Input	1,200W
Belt Speed	500 m/min (1,640 ft/min)
Belt Size	100 x 610 mm (4 x 24")
Overall Length	353 mm (13-7/8")
Net weight	5.7 kg (12.6 lbs.)
Power supply cord	5.0 m (16.4 ft)



Abrasive Belt, Dust Bag

## 9404 Belt Sander

100 mm x 610 mm (4" x 24") 1,010 W Variable Speed Belt Sander



Continuous rating Input	1,010W
Belt Speed	210 - 440 m/min (690 - 1,440 ft/min)
Belt Size	100 x 610 mm (4 x 24")
Overall Length	334 mm (13-1/8")
Net weight	4.8 kg (10.6 lbs.)
Power supply cord	5.0 m (16.4 ft)



Abrasive Belt, Dust Bag

## 9920 Belt Sander

76 mm x 610 mm (3" x 24") 1,010 W Variable Speed Belt Sander



Continuous rating Input	1,010W
Belt Speed	210 - 440 m/min (690 - 1,440 ft/min)
Belt Size	76 x 610 mm (3 x 24")
Overall Length	334 mm (13-1/8")
Net weight	4.5 kg (9.9 lbs.)
Power supply cord	5.0 m (16.4 ft)



Abrasive Belt, Dust Bag

# Grinding/Sanding/Polishing

## 9903 Belt Sander

76 mm x 533 mm (3" x 21") 1,010 W Variable Speed Belt Sander



Continuous rating Input	1,010W
Belt Speed	210 - 440 m/min (690 - 1,440 ft/min)
Belt Size	76 x 533 mm (3 x 21")
Overall Length	296 mm (11-5/8")
Net weight	4.3 kg (9.5 lbs.)
Power supply cord	5.0 m (16.4 ft)



Abrasive Belt, Dust Bag

## 9902 Belt Sander

76 mm x 533 mm (3" x 21") 1,010 W Belt Sander



Continuous rating Input	1,010W
Belt Speed	440 m/min (1,440 ft/min)
Belt Size	76 x 533 mm (3 x 21")
Overall Length	296 mm (11-5/8")
Net weight	4.3 kg (9.5 lbs.)
Power supply cord	5.0 m (16.4 ft)



Abrasive Belt, Dust Bag

## 9924DB Belt Sander

76 mm x 610 mm (3" x 24") 850 W Belt Sander



Continuous rating Input	850W
Belt Speed	400 m/min (1,300 ft/min)
Belt Size	76 x 610 mm (620 x 3")
Overall Length	355 mm (14")
Net weight	4.8 kg (10.6 lbs.)
Power supply cord	5.0 m (16.4 ft)



Abrasive Belt, Carbon Plate, Dust Bag

## 9911 Belt Sander

76 mm x 457 mm (3" x 18") 650 W Variable Speed Belt Sander



Continuous rating Input	650W
Belt Speed	75 - 270 m/min (250 - 900 ft/min)
Belt Size	76 x 457 mm (3 x 18")
Overall Length	262 mm (10-3/8")
Net weight	2.7 kg (6 lbs.)
Power supply cord	2.5 m (8.2 ft)



Abrasive Belt, Dust Bag

## 9910 Belt Sander

76 mm x 457 mm (3" x 18") 650 W Belt Sander



Continuous rating Input	650W
Belt Speed	270 m/min (900 ft/min)
Belt Size	76 x 457 mm (3 x 18")
Overall Length	262 mm (10-5/16")
Net weight	2.7 kg (6 lbs.)
Power supply cord	2.5 m (8.2 ft)



Abrasive Belt, Dust Bag

## 9031 Belt Sander

30 mm x 533 mm (1-3/16" x 21") 550 W Variable Speed Belt Sander



Continuous rating Input	550W
Belt Speed	200 - 1,000 m/min (656 - 3,280 ft/min)
Belt Size	30 x 533 mm (1-3/16 x 21")
Overall Length	380 mm (15")
Net weight	2.1 kg (4.6 lbs.)
Power supply cord	2.5 m (8.2 ft)



Abrasive Belt x10

## 9032 Belt Sander

9 mm x 533 mm (3/8" x 21") 500 W Variable Speed Belt Sander



Continuous rating Input	500W
Belt Speed	300 - 1,700 m/min (980 - 5,600 ft/min)
Belt Size	9 x 533 mm (3/8 x 21")
Max sanding depth	110 mm (4-5/16")
Overall Length	420 mm (16-1/2")
Net weight	1.6 kg (3.5 lbs.)
Power supply cord	2.5 m (8.2 ft)



Abrasive Belt

## 9741 Wheel Sander

100 x 120 mm (4" x 4-3/4") Wheel Sander



Continuous rating Input	860W
Wheel Diameter	100 x 120 mm (4 x 4-3/4")
No Load Speed (RPM)	3,500
Overall Length	310 mm (12-1/4")
Net weight	4.2 kg (9.3 lbs.)
Power supply cord	5.0 m (16.4 ft)













Nylon Brush Wheel, Hex Wrench, Joint

# PRODUCTS

## Cutting



-  Double Insulation
-  Variable Speed
-  Brake
-  Reversing
-  Constant Speed
-  Soft Start
-  Bevel Cutting 45 left
-  Dust Collection
-  Built-in Job Light
-  Carrying Case

## Cutting

## DCC500

Cordless Dustless Cutter

18V

## 18V LXT BL AWS ADT Cordless 125 mm (5") Cutter, Dry Type



Blade Diameter	125 mm (5")
Hole Diameter	20 mm (13/16")
Max Cutting Capacity	0°: 40 mm (1-9/16") 45°: 27 mm (1-1/16")
No Load Speed (RPM)	8,800
Dimensions (L x W x H)	w/ BL1830B / BL1840B / BL1850B / BL1860B : 283 x 158 x 172 mm (11-1/8 x 6-1/4 x 6-3/4")
Net weight	2.5 - 3.0 kg (5.5 - 6.6 lbs.)

LXT BL AWS ADT XPT



Diamond Wheel, Dust Bag, Hex Wrench, Battery, Charger

## DCC501

Cordless Cutter

18V

## 18V LXT BL AWS ADT Cordless 125 mm (5") Cutter, Wet Type



Blade Diameter	125 mm (5")
Hole Diameter	20 mm (13/16")
Max Cutting Capacity	0°: 40 mm (1-9/16") 45°: 27 mm (1-1/16")
No Load Speed (RPM)	8,800
Dimensions (L x W x H)	w/ Water Supply Tank, w/ BL1830B / BL1840B / BL1850B / BL1860B : 283 x 163 x 291 mm (11-1/8 x 6-3/8 x 11-1/2")
Net weight	2.7 - 3.0 kg (6.0 - 6.6 lbs.)

LXT BL AWS ADT XPT



Diamond Wheel, Water Supply Tank Assembly, Hex Wrench, Battery, Charger

## CC301D

Cordless Cutter

12V max

## 12V max CXT Li-Ion Cordless 85 mm (3-3/8") Cutter, Wet Type



Blade Diameter	85 mm (3-3/8")
Hole Diameter	15 mm (9/16")
Max Cutting Capacity	0°: 25.5 mm (1") 45°: 16.5 mm (5/8")
No Load Speed (RPM)	1,600
Tank Capacity	Water: 0.5 L
Dimensions (L x W x H)	313 x 170 x 125 mm (12-3/8 x 6-11/16 x 4-7/8")
Net weight	1.9 kg (4.1 lbs.)

CXT



Diamond Wheel, Water Supply Tank Assembly, Hex Wrench, Battery, Charger

## 4100KB

Dustless Cutter

## 125 mm (5") 1,400 W Dustless Cutter, Dry Type



Continuous rating Input	1,400W
Blade Diameter	125 mm (5")
Hole Diameter	20 mm (13/16")
Max Cutting Capacity	40.0 mm (1-9/16")
No Load Speed (RPM)	12,200
Dimensions (L x W x H)	231 x 220 x 179 mm (9-1/8 x 8-5/8 x 7")
Net weight	3 kg (6.6 lbs.)
Power supply cord	2.5 m (8.2 ft)



Diamond Wheel, Dust Bag, Wrench, Hex Wrench

## 4100NH3

Cutter

## 110 mm (4-3/8") 1,300 W Cutter, Dry / Wet Type (country-specific)



Continuous rating Input	1,300W
Blade Diameter	110 mm (4-3/8")
Max Cutting Capacity	0°: 32 mm (1-1/4")
No Load Speed (RPM)	13,800
Dimensions (L x W x H)	227 x 209 x 166 mm (8-15/16 x 8-1/4 x 6-1/2")
Net weight	2.8 kg (6.2 lbs.)
Power supply cord	2.0 m (6.6 ft)



Diamond Wheel (country-specific), Water Supply Pipe Set (country-specific), Wrench, Hex Wrench

## 4100NH2

Cutter

## 110 mm (4-3/8"), 125 mm (5") 1,400 W Cutter, Dry / Wet Type (country-specific)



Continuous rating Input	1,400W
Blade Diameter	Max 125 mm (Max 5")
Max cutting capacity w/ 110mm (4-3/8") wheel	0°: 32.5 mm (1-1/4") 45°: 21.5 mm (7/8")
Max cutting capacity w/ 125mm (5") wheel	0°: 40.0 mm (1-9/16") 45°: 27.0 mm (1-1/16")
No Load Speed (RPM)	12,200
Dimensions (L x W x H)	238 x 214 x 169 mm (9-3/8 x 8-3/8 x 6-5/8")
Net weight	3 kg (6.6 lbs.)
Power supply cord	2.5 m (8.2 ft)



Diamond Wheel (country-specific), Water Supply Plug (country-specific), Vinyl Tube (country-specific), Wrench, Hex Wrench

## 4101RH

Cutter

## 125 mm (5") 860 W Cutter



Continuous rating Input	860W
Blade Diameter	125 mm (5")
Max Cutting Capacity	0°: 41.5 mm (1-5/8") 45°: 26 mm (1")
No Load Speed (RPM)	12,000
Overall Length	236 mm (9-5/16")
Net weight	3 kg (11.5 lbs.)
Power supply cord	3.0 m (9.8 ft)



Diamond Wheel, Wrench, Hex Wrench, Water plug &amp; tube

## 4107R

Cutter

## 180 mm (7-1/8") 1,400 W Cutter



Continuous rating Input	1,400W
Capacity	Max cutting: 60 mm (2-3/8")
Blade Diameter	180 mm (7-1/8")
No Load Speed (RPM)	5,000
Overall Length	370 mm (14-9/16")
Net weight	6.3 kg (14.5 lbs.)
Power supply cord	5.0 m (16.4 ft)



Diamond Wheel, Socket Wrench, Offset Wrench, Water plug &amp; tube



# Cutting

## 4100NH2R

Cutter

110 mm (4-3/8") 1,450 W Cutter with Roller Base



Continuous rating Input	1,450W
Blade Diameter	110 mm (4-3/8")
Max Cutting Capacity	45°: 24.5 mm (15/16") 48°: 23.5 mm (15/16")
No Load Speed (RPM)	12,200
Dimensions (L x W x H)	398 x 365 x 267 mm (15-5/8 x 14-3/8 x 10-1/2")
Net weight	6.5 kg (14.2 lbs.)
Power supply cord	5.0 m (16.4 ft)

Roller base



Diamond Wheel, Wrench, Hex Wrench, Coupling Sleeve

## 4100NH2W

Cutter

110 mm (4-3/8") 1,450 W Cutter with Wet Cutting Base



Continuous rating Input	1,450W
Blade Diameter	110 mm (4-3/8")
Max Cutting Capacity	45°: 24.5 mm (15/16") 48°: 23.5 mm (15/16")
No Load Speed (RPM)	12,200
Dimensions (L x W x H)	398 x 365 x 267 mm (15-5/8 x 14-3/8 x 10-1/2")
Net weight	6.3 kg (13.8 lbs.)
Power supply cord	5.0 m (16.4 ft)

Wet cutting base



Diamond Wheel, Wrench, Hex Wrench, Coupling Sleeve

## CS002G

Cordless Metal Cutter

40V max

40Vmax XGT BL Cordless 185 mm (7-1/4") Metal Cutter with Dust Box, Electric Brake, Twin LED Lights

new



Blade Diameter	185 mm (7-1/4")
Max Cutting Capacity	0°: 67 mm (2-5/8")
No Load Speed (RPM)	3,500
Dimensions (L x W x H)	350 x 232 x 270 mm (13-3/4 x 9-1/8 x 10-5/8")
Net weight	4.3 - 4.9 kg (9.5 - 10.8 lbs.)



TCT Saw Blade, Hex Wrench, Safety Goggles, Guide Rule (country-specific), Battery, Charger

## DCS553

Cordless Metal Cutter

18V

18V LXT BL ADT Cordless 150 mm (5-7/8") Metal Cutter, Electric Brake, Soft Start, Dual LED Lights



Blade Diameter	150 mm (5-7/8")
Hole Diameter	15.88, 20 mm (5/8, 13/16")
Max Cutting Capacity	0°: 57.5 mm (2-1/4")
No Load Speed (RPM)	4,200
Dimensions (L x W x H)	267 x 186 x 250 mm (10-1/2 x 7-3/8 x 9-7/8")
Net weight	2.8 - 3.1 kg (6.1 - 6.8 lbs.)



TCT Saw Blade, Hex Wrench, Safety Goggles, Guide Rule, Battery, Charger

## DCS552

Cordless Metal Cutter

18V

18V LXT Li-Ion Cordless 136 mm (5-3/8") Metal Cutter with Dust Box, Electric Brake, Dual LED Lights



Blade Diameter	136 mm (5-3/8")
Hole Diameter	15.88, 20 mm (5/8, 13/16")
Max Cutting Capacity	0°: 50.5 mm (2")
No Load Speed (RPM)	3,600
Dimensions (L x W x H)	348 x 196 x 203 mm (13-3/4 x 7-3/4 x 8")
Net weight	2.4 - 2.7 kg (5.3 - 6.0 lbs.)



TCT Saw Blade, Hex Wrench, Safety Goggles, Battery, Charger

## 4131

Metal Cutter

185 mm (7-1/4") 1,100 W Metal Cutter



Continuous rating Input	1,100W
Blade Diameter	185 mm (7-1/4")
Hole Diameter	15.88, 20, 30 mm (5/8, 13/16, 1-3/16")
Capacity	Max cutting: 63 mm (2-1/2")
No Load Speed (RPM)	3,500
Overall Length	358 mm (14-1/8")
Net weight	4.8 kg (11.3 lbs.)
Power supply cord	2.5 m (8.2 ft)



Carbide-Tipped Saw Blade, Hex Wrench, Safety Goggles

## LC1230

Metal Cutting Saw

305 mm (12") 1,750 W Metal Cutting Saw



Continuous rating Input	1,750W
Blade Diameter	305 mm (12")
Hole Diameter	25.4 mm (1")
Max Cutting Capacity	0°: 115 mm (4-1/2") 45°: 90 mm (3-1/2")
No Load Speed (RPM)	1,300
Dimensions (L x W x H)	516 x 306 x 603 mm (20-1/4 x 12 x 23-3/4")
Net weight	19.3 kg (42.5 lbs.)
Power supply cord	2.5 m (8.2 ft)



Carbide-Tipped Saw Blade, Socket Wrench, Safety Goggles

## CE001G

Cordless Power Cutter

40V max x2

40Vmax X2 (80Vmax) XGT BL Cordless 355 mm Power Cutter, Electric Brake



Wheel Diameter	355 mm (14")
Max Cutting Capacity	127 mm (5")
No Load Speed (RPM)	5,300
Dimensions (L x W x H)	786 x 272 x 433 mm (31 x 10-3/4 x 17")
Net weight	12.3 - 12.9 kg (27.2 - 28.5 lbs.)



Wrench, Coupling Sleeve, Battery, Charger

# Cutting

## DCE090 Cordless Power Cutter 18V x2

18V X2 (36V) LXT BL AFT Cordless 230 mm (9") Power Cutter, Electric Brake



Wheel Diameter	230 mm (9")
Max Cutting Capacity	88 mm (3-1/2")
No Load Speed (RPM)	6,600
Dimensions (L x W x H)	554 x 241 x 283 mm (21-3/4 x 9-1/2 x 11-1/8")
Net weight	5.6 - 6.3 kg (12.3 - 13.9 lbs.)



Hex Wrench, Wrench, Coupling Sleeve, Battery, Charger

## 4114 Angle Cutter 355 mm (14") 1,650 W SJS Angle Cutter



Continuous rating Input	1,650W
Wheel Diameter	355 mm (14")
Hole Diameter	25.4 mm (1")
Capacity	Max cutting: 125 mm (5")
No Load Speed (RPM)	3,500
Dimensions (L x W x H)	673 x 240 x 329 mm (26-1/2 x 9-1/2 x 13")
Net weight	12 kg (26.5 lbs.)
Power supply cord	2.5 m (8.2 ft)



Wrench

## SG1251 Wall Chaser 125 mm (5") 1,400 W SJS Wall Chaser with Soft Start



Continuous rating Input	1,400W
Blade Diameter	125 mm (5")
Capacity	Depth: 0 - 30 mm (0 - 1-3/16") Width: 6 - 30 mm (1/4 - 1-3/16")
No Load Speed (RPM)	10,000
Dimensions (L x W x H)	350 x 151 x 178 mm (13-3/4 x 5-15/16 x 7")
Net weight	4.3 kg (9.5 lbs.)
Power supply cord	5.0 m (16.4 ft)



Diamond Wheel, Hex Wrench, Lock Nut Wrench

## DLW140 Cordless Portable Cut-off 18V x2

18V X2 (36V) LXT BL 355 mm (14") Toolless Portable Cut-Off



Wheel Diameter	355 mm (14")
Hole Diameter	25.4 mm (1")
Capacity at 0°	Round: 127 mm (5")
Capacity at 45°	Round: 127 mm (5")
Dimensions (L x W x H)	Rectangular: 115 x 103 mm (4-1/2 x 4-1/16") w/ European type safety guard: 537 x 290 x 640 mm (21-1/8 x 11-3/8 x 25-1/4")
Net weight	17.2 - 17.8 kg (37.9 - 39.3 lbs.)



Cut-Off Wheel, Battery, Charger

## 4114S Angle Cutter 355 mm (14") 2,400 W SJS Angle Cutter with Soft Start



Continuous rating Input	2,400W
Wheel Diameter	355 mm (14")
Hole Diameter	25.4 mm (1")
Capacity	Max cutting: 125 mm (5")
No Load Speed (RPM)	3,500
Dimensions (L x W x H)	673 x 240 x 329 mm (26-1/2 x 9-1/2 x 13")
Net weight	10.8 kg (23.9 lbs.)
Power supply cord	2.5 m (8.2 ft)



Wrench

## 4112H Angle Cutter 305 mm (12") 1,650 W SJS Angle Cutter



Continuous rating Input	1,650W
Wheel Diameter	305 mm (12")
Hole Diameter	25.4 mm (1")
Capacity	Max cutting: 100 mm (4")
No Load Speed (RPM)	5,000
Overall Length	648 mm (25-1/2")
Net weight	10.4 kg (22.9 lbs.)
Power supply cord	2.5 m (8.2 ft)



Socket Wrench

## CA5000 Aluminum Groove Cutter 118 mm (4-5/8") 1,300 W Variable Speed Aluminum Groove Cutter, Mechanical Brake, Soft Start



Continuous rating Input	1,300W
Wheel Diameter	118 mm (4-5/8")
Hole Diameter	20 mm (13/16")
Blade	Type: Cutter blade / TCT saw blade
Max cutting capacity w/ Cutter blade	w/ Guide rail: 11 mm (7/16")
Max cutting capacity w/ TCT Saw blade	w/ Guide rail: 36 mm (1-7/16")
No Load Speed (RPM)	2,200 - 6,400
Dimensions (L x W x H)	346 x 250 x 250 mm (13-5/8 x 9-7/8 x 9-7/8")
Net weight	4.7 kg (10.4 lbs.)
Power supply cord	2.5 m (8.2 ft)



Cutter Blade, Plate, Hex Wrench

## 2416S Portable Cut-off 405 mm (16") 1,430 W Portable Cut-Off



Continuous rating Input	1,430W
Wheel Diameter	405 mm (16")
Hole Diameter	25.4 mm (1")
No Load Speed (RPM)	2,300
Dimensions (L x W x H)	610 x 265 x 535 mm (24 x 10-3/8 x 21")
Net weight	19.2 kg (42.3 lbs.)
Power supply cord	2.5 m (8.2 ft)



Abrasive Cut-Off Wheel, Socket Wrench

# Cutting

## LW1400 Portable Cut-off

### 355 mm (14") 2,200 W Toolless Portable Cut-Off



Continuous rating Input	2,200W
Wheel Diameter	355 mm (14")
Hole Diameter	25.4 mm (1")
No Load Speed (RPM)	3,800
Capacity at 0°	Round: 127 mm (5")
Capacity at 45°	Round: 127 mm (5")
	Rectangular: 115 x 103 mm (4-1/2 x 4-1/16")
Dimensions (L x W x H)	530 x 295 x 640 mm (20-7/8 x 11-5/8 x 25-1/4")
Net weight	18.7 kg (41.2 lbs.)
Power supply cord	2.5 m (8.2 ft)

Toolless



Abrasive Cut-Off Wheel

## LW1401 Portable Cut-off

### 355 mm (14") 2,200 W Portable Cut-Off



Continuous rating Input	2,200W
Wheel Diameter	355 mm (14")
Hole Diameter	25.4 mm (1")
No Load Speed (RPM)	3,800
Capacity at 0°	Round: 127 mm (5")
Capacity at 45°	Round: 127 mm (5")
	Rectangular: 115 x 103 mm (4-1/2 x 4-1/16")
Dimensions (L x W x H)	500 x 295 x 640 mm (19-3/4 x 11-5/8 x 25-1/4")
Net weight	18.3 kg (40.3 lbs.)
Power supply cord	2.5 m (8.2 ft)



Abrasive Cut-Off Wheel, Socket Wrench

## DSC251 Cordless Steel Rod Cutter 18V

### 18V LXT BL ADT Cordless 25 mm (1") Steel Rod Cutter



Blade Diameter	110 mm (4-5/16")
Cutting Capacity	Dia.: 10 - 25 mm (3/8 - 1")
No Load Speed (RPM)	2,200
Dimensions (L x W x H)	471 x 137 x 139 mm (18-1/2 x 5-25/64 x 5-15/32")
Net weight	4.0 kg (8.8 lbs.)



Tipped Saw, Dust Bag, Side Grip, Hex Wrench, Battery, Charger

## DSC191 Cordless Steel Rod Cutter 18V

### 18V LXT Li-Ion Cordless 20 mm (3/4") Steel Rod Cutter



Cutting Capacity	Dia.: 3 - 20 mm (1/8 - 3/4")
Cutting Speed (sec)	6.5
Dimensions (L x W x H)	412 x 212 x 284 mm (16-1/5 x 8-3/8 x 11-1/8")
Net weight	11.1 - 11.2 kg (24.5 - 24.6 lbs.)



Not compatible with 2.0Ah, 1.5Ah batteries 440

Wrench, Hex Wrench, Oil supply (country-specific)

## DSC163 Cordless Steel Rod Cutter 18V

### 18V LXT BL Brushless Cordless 16 mm (5/8") Steel Rod Cutter



Cutting Capacity	Dia.: 3 - 16 mm (1/8 - 5/8")
Cutting Speed (sec)	2.8
Dimensions (L x W x H)	360 x 108 x 276 mm (14-1/8 x 4-1/4 x 10-7/8")
Net weight	6.9 kg (15.2 lbs.)



Not compatible with 2.0Ah, 1.5Ah batteries

Wrench, Hex Wrench, Oil

## DSC102 Cordless Threaded Rod Cutter 18V

### 18V / 14.4V LXT BL Brushless Cordless Threaded Rod Cutter



Capacity	Mild Steel: W3/8, M10, M8, M6 Stainless Steel: W3/8, M8, M6
Min. Cutting Length	20 mm (13/16")
Work Amount (pcs)	M8 (Mild Steel) w/BL1860B: 2,300 M8 (Stainless) w/BL1860B: 1,900 w/ BL1830B / BL1840B / BL1850B / BL1860B : 199 x 103 x 308 mm (7-7/8 x 4-1/16 x 12-1/8")
Dimensions (L x W x H)	
Net weight	2.8 - 3.2 kg (6.2 - 7 lbs.)



Cutter Blade, Hex socket head bolt, Blade Cover, Depth Gauge, Thumb screw, Hex Wrench, Battery, Charger

## DSC121 Cordless Threaded Rod Cutter 18V

### 18V LXT BL Brushless Cordless Threaded Rod Cutter



Capacity	Steel: 8 - 12 mm (5/16 - 1/2")
Cutting Speed (sec)	3.0
Dimensions (L x W x H)	w/ BL1830B / BL1840B / BL1850B / BL1860B : 212 x 323 x 260 mm (8-3/8 x 12-3/4 x 10-1/4")
Net weight	6.0 kg (13.2 lbs.)



Not compatible with 2.0Ah, 1.5Ah batteries

Cutter Blade, Stand, Oil, Hex Wrench, Battery, Charger

## SC103D Cordless Threaded Rod Cutter 12V max

### 12Vmax CXT BL Brushless Cordless Threaded Rod Cutter



Max Cutting Capacity	Mild Steel: M10 Stainless Steel: W3/8
Min. Cutting Length	20 mm (13/16")
Work Amount (pcs)	W3/8 (Mild Steel) w/ BL1041B: 700 W3/8 (Stainless) w/BL1041B: 550 M10 (Mild Steel) w/BL1041B: 550 w/ BL1041B: 180 x 107 x 289 mm (7-1/8 x 4-1/4 x 11-3/8")
Dimensions (L x W x H)	
Net weight	2.7 - 2.8 kg (6.0 - 6.2 lbs.)



Cutter Blade, Hex socket head bolt, Blade Cover, Depth Gauge, Thumb screw, Hex Wrench, Battery, Charger

## Cutting

## DMC300

Cordless Compact Cut Off

18V

18V LXT BL AFT Cordless 76 mm (3") Compact Cut Off

new



Blade Diameter	76 mm (3")
No Load Speed (RPM)	20,000
Dimensions (L x W x H)	274 x 105 x 192 mm
Net weight	1.2 - 1.5 kg

LXT BL AFT XPT



Dust Collection Cover, Diamond Wheel, Hex Wrench, Battery, Charger

## CP100D

Cordless Multi Cutter

12V max

12V max CXT Li-Ion Cordless Multi Cutter



Max Cutting Capacity	6 mm (1/4")
No Load Speed (RPM)	300
Dimensions (L x W x H)	w/ BL1016/BL1021B: 272 x 66 x 120 mm (10-3/4 x 2-5/8 x 4-3/4")
Net weight	0.72 - 0.88 kg (1.6 - 1.9 lbs.)

CXT



Blade, Battery, Charger

## PB002G

Cordless Portable Band Saw

40V max

40Vmax XGT BL Cordless Portable Band Saw

new



Capacity	Square: 127 x 127 mm (5 x 5")
Blade Speed	0 - 3.2 m/min (0 - 630 ft/min)
Blade Size	Length: 1,140 mm (45")
	Width: 13 mm (1/2")
	Thickness: 0.5 mm (0.02")
Dimensions (L x W x H)	510 x 218 x 314 mm (20 x 8-5/8 x 12-3/8")
Net weight	6.5 - 7.1 kg (14.3 - 15.7 lbs.)

XGT BL XPT



Band Saw Blade, Hex Wrench, Battery, Charger

## DPB180

Cordless Portable Band Saw

18V

18V LXT Li-Ion Cordless Variable Speed Portable Band Saw



Capacity	Round: 120 mm (4-3/4")
	Rectangular: 120 x 120 mm (4-3/4 x 4-3/4")
Blade Length	1,140 mm (44-7/8")
Blade Speed	1.4 - 275 m/min (2.7 - 530 ft/min)
Blade Size	Length: 1,140 mm (44-7/8")
	Width: 13 mm (1/2")
	Thickness: 0.5 mm (0.02")
Dimensions (L x W x H)	523 x 231 x 313 mm (20-5/8 x 9-1/8 x 12-3/8")
Net weight	6.8 - 7.1 kg (14.9 - 15.7 lbs.)

LXT



Charger, Battery, Band Saw Blade, Hex Wrench

## DPB183

Cordless Portable Band Saw

18V

18V LXT BL Cordless Portable Band Saw



Capacity	Round: 66 mm (2-5/8")
	Square: 66 x 66 mm (2-5/8 x 2-5/8")
Blade Length	835 mm (32-7/8")
Blade Speed	0 - 3.2 m/s (0 - 630 ft/min.)
Blade Size	Length: 835 mm (32-7/8")
	Width: 13 mm (1/2")
	Thickness: 0.5 mm (0.02")
Dimensions (L x W x H)	392 x 174 x 242 mm (15-1/2 x 6-7/8 x 9-1/2")
Net weight	3.6 - 3.9 kg (7.9 - 8.6 lbs.)

LXT BL



Band Saw Blade, Hex Wrench, Hook (country-specific), Grip (country-specific), Battery, Charger

## DPB182

Cordless Portable Band Saw

18V

18V LXT Li-Ion Cordless Portable Band Saw



Capacity	Round: 64 mm (2-1/2")
	Rectangular: 64 x 64 mm (2-1/2 x 2-1/2")
Blade Length	835 mm (32-7/8")
Blade Speed	3.2 m/s (630 ft/min.)
Blade Size	Length: 835 mm (32-7/8")
	Width: 13 mm (1/2")
	Thickness: 0.5 mm (0.02")
Dimensions (L x W x H)	477 x 197 x 229 mm (18-3/4 x 7-3/4 x 9")
Net weight	3.8 - 4.1 kg (8.3 - 9.0 lbs.)

LXT



Band Saw Blade, Wheel Cover (country-specific), Hook (country-specific), Hex Wrench, Battery, Charger

## DPB184

Cordless Portable Band Saw

18V

18V LXT BL Cordless Portable Band Saw



Capacity	Round: 51 mm (2")
	Square: 51 x 51 mm (2 x 2")
Blade Length	730 mm (28-3/4")
Blade Speed	0 - 3.2 m/s (0 - 630 ft/min.)
Blade Size	Length: 730 mm (28-3/4")
	Width: 13 mm (1/2")
	Thickness: 0.5 mm (0.02")
Dimensions (L x W x H)	w/ BL1830B / BL1840B / BL1850B / BL1860B : 373 x 162 x 223 mm (14-3/4 x 6-3/8 x 8-3/4")
Net weight	3.3 - 3.6 kg (7.3 - 7.9 lbs.)

LXT BL



Band Saw Blade, Hex Wrench, Hook (country-specific), Battery, Charger

## 2107F

Portable Band Saw

120 x 120 mm (4-3/4" x 4-3/4") 710 W Variable Speed Portable Band Saw with Light



Continuous rating Input	710W
Capacity	Round: 120 mm (4-3/4")
	Rectangular: 120 x 120 mm (4-3/4 x 4-3/4")
Blade Speed	1.0 - 1.7 m/s (N/A ft/min.)
Blade Size	Length: 1,140 mm
Blade Length	1,140 mm (44-7/8")
Blade Size	Width: 13 mm
	Thickness: 0.5 mm
Dimensions (L x W x H)	508 x 188 x 256 mm (20 x 7-3/8 x 10-1/8")
Net weight	6.3 kg (13.9 lbs.)
Power supply cord	2.5 m (8.2 ft)



Band Saw Blade, Hex Wrench

# Cutting

**DPP200** Cordless Hole Puncher **18V**

**18V LXT Li-Ion Cordless Hole Puncher**



Capacity	Steel: 20 mm (13/16") Stainless Steel: 20 mm (13/16")
Max Throat Depth	40 mm (1-9/16")
Dimensions (L x W x H)	w/ BL1830B / BL1840B / BL1850B / BL1860B : 417 x 127 x 315 mm (16-3/8 x 5 x 12-3/8")
Net weight	10.5 kg (23.2 lbs.)

**LXT**

Not compatible with 2.0Ah, 1.5Ah batteries

Punch, Dice, Hex Wrench, Spanner, Bar for fastening nuts, Grip, Oil

**DJS200** Cordless Metal Shear **18V**

**18V LXT BL Cordless 2.0 mm (14 Ga) Metal Shear**



Max Cutting Capacity	Steel: 2.0 mm (14 gauge) Stainless Steel: 1.6 mm (16 gauge)
Strokes Per Minute (SPM)	0 - 3,000
Dimensions (L x W x H)	w/ BL1830B / BL1840B / BL1850B / BL1860B : 345 x 79 x 207 mm (13-5/8 x 3-1/8 x 8-1/8")
Net weight	2.2 - 2.5 kg (4.9 - 5.5 lbs.)

**LXT BL XPT**



Hex Wrench, Belt Clip, Battery, Charger

**DJS131** Cordless Metal Shear **18V**

**18V LXT BL Cordless 1.3 mm (18 Ga) Metal Shear**



Max Cutting Capacity	Steel: 1.3 mm (18 gauge) Stainless Steel: 1.0 mm (20 gauge)
Strokes Per Minute (SPM)	0 - 3,000
Dimensions (L x W x H)	w/ BL1830B / BL1840B / BL1850B / BL1860B : 332 x 79 x 252 mm (13-1/8 x 3-1/8 x 9-7/8")
Net weight	2.0 - 2.3 kg (4.4 - 5.1 lbs.)

**LXT BL XPT**



Hex Wrench, Belt Clip, Battery, Charger

**DJS130** Cordless Metal Shear **18V**

**18V LXT Li-Ion Cordless 1.3 mm Metal Shear**



Capacity	Steel up to 400 N/mm <sup>2</sup> : 1.3 mm Steel up to 600 N/mm <sup>2</sup> : 1.0 mm
No Load Speed (RPM)	2,800
Dimensions (L x W x H)	350 x 80 x 193 mm (13-3/4 x 3-1/8 x 7-5/8")
Net weight	2.3 - 2.6 kg (5 - 5.8 lbs.)

**LXT**

440

Charger, Battery, Hex Wrench

**DJS161** Cordless Straight Shear **18V**

**18V LXT Li-Ion Cordless 1.6 mm Straight Shear**



Capacity	Steel up to 400 N/mm <sup>2</sup> : 1.6 mm Steel up to 600 N/mm <sup>2</sup> : 1.2 mm Aluminum up to 200 N/mm <sup>2</sup> : 2.5 mm
Strokes Per Minute (SPM)	4,300
Dimensions (L x W x H)	362 x 78 x 118 mm (14-1/4 x 3-1/16 x 4-5/8")
Net weight	1.8 - 2.2 kg (4.1 - 4.8 lbs.)

**LXT**



Charger, Battery, Hex Wrench, Thickness Gauge

**DJS101** Cordless Metal Shear **18V**

**18V LXT Li-Ion Cordless 1.0 mm Metal Shear**



Capacity	Steel up to 400 N/mm <sup>2</sup> : 1.0 mm Steel up to 600 N/mm <sup>2</sup> : 0.7 mm Aluminum up to 200 N/mm <sup>2</sup> : 2.5 mm
Strokes Per Minute (SPM)	4,300
Dimensions (L x W x H)	364 x 78 x 118 mm (14-3/8 x 3-1/16 x 4-5/8")
Net weight	1.8 - 2.2 kg (4 - 4.7 lbs.)

**LXT**



Charger, Battery, Hex Wrench

**DJN161** Cordless Nibbler **18V**

**18V LXT Li-Ion Cordless 1.6 mm (16 Ga) Nibbler**



Capacity	Steel up to 400 N/mm <sup>2</sup> : 1.6 mm Steel up to 600 N/mm <sup>2</sup> : 1.2 mm Aluminum up to 200 N/mm <sup>2</sup> : 2.5 mm
Min. cutting radius	Inside edge: 45 mm (1-3/4") Outside edge: 50 mm (2")
Strokes Per Minute (SPM)	1,900
Dimensions (L x W x H)	313 x 78 x 189 mm (12-3/8 x 3-1/16 x 7-7/16")
Net weight	1.9 - 2.3 kg (4.3 - 5 lbs.)

**LXT**



Hex Wrench, Wrench, Punch, Die

**DJS800** Cordless Cement Shear **18V**

**18V LXT BL Cordless 13 mm (1/2") Cement Shear**



Max Cutting Capacity	13 mm (1/2")
Strokes Per Minute (SPM)	0 - 3,000
Dimensions (L x W x H)	w/ BL1830B / BL1840B / BL1850B / BL1860B : 379 x 79 x 216 mm (14-7/8 x 3-1/8 x 8-1/2")
Net weight	2.1 - 2.5 kg (4.6 - 5.5 lbs.)

**LXT BL XPT**



Hex Wrench, Belt Clip, Battery, Charger

## Cutting

## JS8000

## Cement Shear

## 8 mm (5/16") Cement Shear



Continuous rating Input	570W
Capacity	Max cutting: 8 mm (5/16")
Strokes Per Minute (SPM)	0 - 2,500
Dimensions (L x W x H)	346 x 70 x 223 mm (13-5/8 x 2-3/4 x 8-3/4")
Net weight	2.2 kg (4.8 lbs.)
Power supply cord	2.5 m (8.2 ft)



Hex Wrench

## JS1000

## Metal Shear

## 1.0 mm (20 Ga) Metal Shear



Continuous rating Input	380W
Capacity	Steel up to 400 N/mm <sup>2</sup> : 1.0 mm Steel up to 600 N/mm <sup>2</sup> : 0.7 mm Steel up to 800 N/mm <sup>2</sup> : 0.5 mm Aluminum up to 200 N/mm <sup>2</sup> : 2.5 mm
Min. cutting radius	30 mm (1-3/16")
Strokes Per Minute (SPM)	4,500
Dimensions (L x W x H)	322 x 70 x 78 mm (12-5/8 x 2-3/4 x 3-1/16")
Net weight	1.4 kg (3.2 lbs.)
Power supply cord	2.5 m (8.2 ft)



Hex Wrench, Thickness Gauge

## JS3201

## Metal Shear

## 3.2 mm (10 Ga) Metal Shear



Continuous rating Input	710W
Capacity	Steel up to 400 N/mm <sup>2</sup> : 3.2 mm Steel up to 600 N/mm <sup>2</sup> : 2.5 mm Steel up to 800 N/mm <sup>2</sup> : 1.5 mm Aluminum up to 200 N/mm <sup>2</sup> : 4.0 mm
Min. cutting radius	50 mm (2")
Strokes Per Minute (SPM)	1,600
Dimensions (L x W x H)	213 x 90 x 239 mm (8-3/8 x 3-1/2 x 9-3/8")
Net weight	3.4 kg (7.5 lbs.)
Power supply cord	2.5 m (8.2 ft)



Shear Blade, Hex Wrench, Thickness Gauge

## JN3201

## Nibbler

## 3.2 mm (10 Ga) Nibbler



Continuous rating Input	710W
Capacity	Steel up to 400 N/mm <sup>2</sup> : 3.2 mm Steel up to 600 N/mm <sup>2</sup> : 2.5 mm Steel up to 800 N/mm <sup>2</sup> : 1.0 mm Aluminum up to 200 N/mm <sup>2</sup> : 3.5 mm
Min. cutting radius	Outside edge: 128 mm (5-1/16") Inside edge: 120 mm (4-3/4")
Strokes Per Minute (SPM)	1,300
Dimensions (L x W x H)	225 x 90 x 254 mm (8-7/8 x -1/2 x 10")
Net weight	3.4 kg (7.4 lbs.)
Power supply cord	2.5 m (8.2 ft)



Punch, Die, Wrench, Hex Wrench, Washer

## JS1601

## Straight Metal Shear

## 1.6 mm (16 Ga) Straight Metal Shear



Continuous rating Input	380W
Capacity	Steel up to 400 N/mm <sup>2</sup> : 1.6 mm Steel up to 600 N/mm <sup>2</sup> : 1.2 mm Steel up to 800 N/mm <sup>2</sup> : 0.8 mm Aluminum up to 200 N/mm <sup>2</sup> : 2.5 mm
Min. cutting radius	250 mm (9-7/8")
Strokes Per Minute (SPM)	4,500
Dimensions (L x W x H)	320 x 70 x 78 mm (12-5/8 x 2-3/4 x 3-1/16")
Net weight	1.4 kg (3.2 lbs.)
Power supply cord	2.5 m (8.2 ft)



Hex Wrench, Thickness Gauge

## JS1602

## Metal Shear

## 1.6 mm (16 Ga) Metal Shear



Continuous rating Input	380W
Capacity	Steel up to 400 N/mm <sup>2</sup> : 1.6 mm Steel up to 600 N/mm <sup>2</sup> : 1.2 mm Steel up to 800 N/mm <sup>2</sup> : 0.8 mm Aluminum up to 200 N/mm <sup>2</sup> : 2.5 mm
Min. cutting radius	30 mm (1-3/16")
Strokes Per Minute (SPM)	4,000
Dimensions (L x W x H)	255 x 74 x 146 mm (10 x 2-15/16 x 5-3/4")
Net weight	1.6 kg (3.4 lbs.)
Power supply cord	2.5 m (8.2 ft)



Hex Wrench

## JN1601

## Nibbler

## 1.6 mm (16 Ga) Nibbler



Continuous rating Input	550W
Capacity	Steel up to 400 N/mm <sup>2</sup> : 1.6 mm Steel up to 600 N/mm <sup>2</sup> : 1.2 mm Steel up to 800 N/mm <sup>2</sup> : 0.8 mm Aluminum up to 200 N/mm <sup>2</sup> : 2.5 mm
Min. cutting radius	Outside edge: 50 mm (2") Inside edge: 45 mm (1-3/4")
Strokes Per Minute (SPM)	2,200
Overall Length	261 mm (10-1/4")
Net weight	1.6 kg (3.6 lbs.)
Power supply cord	2.0 m (6.6 ft)





















Hex Wrench, Wrench, Punch, Die



# PRODUCTS

## Sawing



-  Double Insulation
-  Variable Speed
-  Brake
-  Mechanical 2-Speed
-  Electronic 2-Speed
-  Torque Limiter
-  Constant Speed
-  Soft Start
-  Bevel Cutting 45 left
-  Bevel Cutting 45 LR
-  Bevel Cutting L45 R5
-  Orbital Cutting
-  Makita Shank Jig Saw Blade
-  Bayonet Shank Jig Saw Blade
-  Laser Marker
-  Dust Collection
-  Built-in Job Light
-  Carrying Case

# Sawing

## LS003G Cordless Slide Compound Miter Saw 40V max

40Vmax XGT BL AWS Cordless 305 mm (12") Slide Compound Miter Saw, LED Light



Blade Diameter	305 mm (12")
Hole Diameter	25.4, 30 mm (1, 1-3/16")
Miter Angle	60° L 60° R
Bevel Angle	48° L 48° R
Max Cutting Capacity	0° Miter: 107 x 363 mm (4-1/4 x 14-1/4") 45° Miter, L/R: 107 x 255 mm (4-1/4 x 10")
No Load Speed (RPM)	3,600
Dimensions (L x W x H)	898 x 690 x 725 mm (35-1/4 x 27-1/4 x 28-1/2")
Net weight	30.5 - 31.1 kg (67.2 - 68.6 lbs.)

XGT BL AWS DXT



TCT Saw Blade, Dust Bag, Triangular Rule, Vertical Vise, Hex Wrench, Battery, Charger, Wireless Unit

## LS004G Cordless Slide Compound Miter Saw 40V max

40Vmax XGT BL AWS Cordless 260 mm (10-1/4") Slide Compound Miter Saw, LED Light



Blade Diameter	260 mm (10-1/4")
Hole Diameter	25.4, 30 mm (1, 1-3/16")
Miter Angle	60° L 60° R
Bevel Angle	48° L 48° R
Max Cutting Capacity	0° Miter: 91 x 279 mm (3-5/8 x 11") 45° Miter, L/R: 91 x 197 mm (3-5/8 x 7-3/4")
No Load Speed (RPM)	3,600
Dimensions (L x W x H)	805 x 644 x 660 mm (31-3/4 x 25-3/8 x 26")
Net weight	26.6 - 27.2 kg (58.6 - 60.0 lbs.)

XGT BL AWS DXT



TCT Saw Blade, Dust Bag, Triangular Rule, Vertical Vise, Hex Wrench, Battery, Charger, Wireless Unit

## LS002G Cordless Slide Compound Miter Saw 40V max

40Vmax XGT BL AWS Cordless 216 mm (8-1/2") Slide Compound Miter Saw, LED Light



Blade Diameter	216 mm (8-1/2")
Hole Diameter	25.4, 30 mm (1, 1-3/16")
Miter Angle	60 / 60° L 60, 60° R
Bevel Angle	48 / 48° L 48, 48° R
Max Cutting Capacity	0° Miter: 70 x 312 mm (2-3/4 x 12-1/4") 45° Miter, L/R: 70 x 220 mm (2-3/4 x 8-5/8")
No Load Speed (RPM)	4,800
Dimensions (L x W x H)	702 x 551 x 557 mm (27-5/8 x 21-3/4 x 22")
Net weight	16.4 - 17.0 kg (36.2 - 37.6 lbs.)

XGT BL AWS DXT



TCT Saw Blade, Dust Bag, Triangular Rule, Vertical Vise, Hex Wrench, Battery, Charger

## DLS212 Cordless Slide Compound Miter Saw 18V x2

18V X2 (36V) LXT BL ADT Cordless 305 mm (12") Slide Compound Miter Saw, Laser



Blade Diameter	305 mm (12")
Hole Diameter	25.4, 30 mm (1, 1-3/16")
Miter Angle	60 / 60° L 60, 60° R
Bevel Angle	48 / 48° L 48, 48° R
Max Cutting Capacity	0° Miter: 107 x 363 x 92 x 382 mm (4-1/4 x 14-1/4 x 3-5/8 x 15") 45° Miter, L/R: 107 x 255 x 92 x 268 mm (4-1/4 x 10 x 3-5/8 x 10-1/2")
No Load Speed (RPM)	4,400
Dimensions (L x W x H)	898 x 690 x 725 mm (35-1/4 x 27-1/4 x 28-1/2")
Net weight	30.7 - 31.3 kg (67.6 - 69.1 lbs.)

LXT BL ADT DXT



TCT Saw Blade, Dust Bag, Triangular Rule, Vertical Vise, Hex Wrench, Battery, Charger

## DLS211 Cordless Slide Compound Miter Saw 18V x2

18V X2 (36V) LXT BL AWS ADT Cordless 305 mm (12") Slide Compound Miter Saw, Laser



Blade Diameter	305 mm (12")
Hole Diameter	25.4, 30 mm (1, 1-3/16")
Miter Angle	60 / 60° L 60, 60° R
Bevel Angle	48 / 48° L 48, 48° R
Max Cutting Capacity	0° Miter: 107 x 363 x 92 x 382 mm (4-1/4 x 14-1/4 x 3-5/8 x 15") 45° Miter, L/R: 107 x 255 x 92 x 268 mm (4-1/4 x 10 x 3-5/8 x 10-1/2")
No Load Speed (RPM)	4,400
Dimensions (L x W x H)	898 x 690 x 725 mm (35-1/4 x 27-1/4 x 28-1/2")
Net weight	30.7 - 31.3 kg (67.6 - 69.1 lbs.)

LXT BL AWS ADT DXT



TCT Saw Blade, Dust Bag, Triangular Rule, Vertical Vise, Hex Wrench, Battery, Charger

## DLS112 Cordless Slide Compound Miter Saw 18V x2

18V X2 (36V) LXT BL ADT Cordless 260 mm (10-1/4") Slide Compound Miter Saw, Laser



Blade Diameter	260 mm (10-1/4")
Hole Diameter	15.88, 25.4, 30 mm (5/8, 1, 1-3/16")
Miter Angle	60 / 60° L 60, 60° R
Bevel Angle	48 / 48° L 48, 48° R
Max Cutting Capacity	0° Miter: 91 x 279 x 68 x 310 mm (3-5/8 x 11") 45° Miter, L/R: 91 x 197 x 68 x 218 mm (3-5/8 x 7-3/4")
No Load Speed (RPM)	4,400
Dimensions (L x W x H)	805 x 644 x 660 mm (31-3/4 x 25-3/8 x 26")
Net weight	26.6 - 27.3 kg (58.6 - 60.2 lbs.)

LXT BL ADT DXT



TCT Saw Blade, Dust Bag, Triangular Rule, Vertical Vise, Hex Wrench, Battery, Charger

## DLS111 Cordless Slide Compound Miter Saw 18V x2

18V X2 (36V) LXT BL AWS ADT Cordless 260 mm (10-1/4") Slide Compound Miter Saw, Laser



Blade Diameter	260 mm (10-1/4")
Hole Diameter	15.88, 25.4, 30 mm (5/8, 1, 1-3/16")
Miter Angle	60 / 60° L 60, 60° R
Bevel Angle	48 / 48° L 48, 48° R
Max Cutting Capacity	0° Miter: 91 x 279 x 68 x 310 mm (3-5/8 x 11 x 2-11/16 x 12-1/4") 45° Miter, L/R: 91 x 197 x 68 x 218 mm (3-5/8 x 7-3/4 x 2-11/16 x 8-5/8")
No Load Speed (RPM)	4,400
Dimensions (L x W x H)	805 x 644 x 660 mm (31-3/4 x 25-3/8 x 26")
Net weight	26.6 - 27.3 kg (58.6 - 60.2 lbs.)

LXT BL AWS ADT DXT



TCT Saw Blade, Dust Bag, Triangular Rule, Vertical Vise, Hex Wrench, Battery, Charger

## DLS110 Cordless Slide Compound Miter Saw 18V x2

18V X2 (36V) LXT BL ADT Cordless 260 mm (10-1/4") Slide Compound Miter Saw



Blade Diameter	260 mm (10-1/4")
Hole Diameter	15.88, 25.4, 30 mm (5/8, 1, 1-3/16")
Miter Angle	60 / 60° L 60, 60° R
Bevel Angle	48 / 48° L 48, 48° R
Max Cutting Capacity	0° Miter: 91 x 279 x 68 x 310 mm (3-5/8 x 11") 45° Miter, L/R: 91 x 197 x 68 x 218 mm (3-5/8 x 7-3/4")
No Load Speed (RPM)	4,400
Dimensions (L x W x H)	805 x 644 x 660 mm (31-3/4 x 25-3/8 x 26")
Net weight	26.6 - 27.3 kg (58.6 - 60.2 lbs.)

LXT BL ADT DXT



TCT Saw Blade, Dust Bag, Triangular Rule, Vertical Vise, Hex Wrench, Battery, Charger



# Sawing

## DLS714 Cordless Slide Compound Miter Saw 18V x2

18V X2 (36V) LXT BL ADT Cordless 190 mm (7-1/2") Dual Slide Compound Miter Saw



Blade Diameter	190 mm (7-1/2")
Hole Diameter	15.88, 20 mm (5/8, 13/16")
Miter Angle	47 / 57° L 47, 57° R
Bevel Angle	45 / 5° L 45, 5° R
Max Cutting Capacity	0°: 52 x 300 mm (2-1/16 x 11-3/4") at 45° left: 40 x 300 mm (1-9/16 x 11-3/4")
No Load Speed (RPM)	5,700
Dimensions (L x W x H)	655 x 430 x 445 mm (25-3/4 x 17 x 17-1/2")
Net weight	12.6 kg (27.8 lbs.)

**LXT BL ADT**



TCT Saw Blade, Dust Bag, Holder Set, Vertical Vise, Hex Wrench, Triangular Rule, Battery, Charger

## DLS713 Cordless Slide Compound Miter Saw 18V

18V LXT Li-Ion Cordless 190 mm (7-1/2") Dual Slide Compound Miter Saw



Blade Diameter	190 mm (7-1/2")
Hole Diameter	20 mm (13/16")
Miter Angle	47 / 57° L 47, 57° R
Bevel Angle	45 / 5° L 45, 5° R
Max Cutting Capacity	0°: 52 x 300 mm (2-1/16 x 11-3/4")
No Load Speed (RPM)	2,200
Dimensions (L x W x H)	655 x 430 x 454 mm (25-3/4 x 17 x 17-7/8")
Net weight	12.1 kg (26.7 lbs.)

**LXT**



Charger, Battery, TCT Saw Blade, Vertical Vise, Socket Wrench, Triangular Rule, Dust Bag, Holder Set

## LS1219L Slide Compound Miter Saw

305 mm (12") 1,800 W Slide Compound Miter Saw, Laser



Continuous rating Input	1,800W
Blade Diameter	305 mm (12")
Bevel Angle	48 / 48° L 48, 48° R
Miter Angle	60 / 60° L 60, 60° R
Max Cutting Capacity	0°: 92, 107 x 363, 382 mm (3-5/8, 4-1/4 x 14-1/4, 15") 45°: 92, 107 x 255, 268 mm (3-5/8, 4-1/4 x 10, 10-1/2")
No Load Speed (RPM)	3,200
Dimensions (L x W x H)	898 x 664 x 725 mm (35-1/4 x 26-1/8 x 28-1/2")
Net weight	29.5 kg (65 lbs.)
Power supply cord	2.5 m (8.2 ft)

**DXT**



TCT Saw Blade, Vertical Vise, Hex Wrench, Triangular Rule, Dust Bag

## LS1219 Slide Compound Miter Saw

305 mm (12") 1,800 W Slide Compound Miter Saw



Continuous rating Input	1,800W
Blade Diameter	305 mm (12")
Bevel Angle	48 / 48° L 48, 48° R
Miter Angle	60 / 60° L 60, 60° R
Max Cutting Capacity	0°: 92, 107 x 363, 382 mm (3-5/8, 4-1/4 x 14-1/4, 15") 45°: 92, 107 x 255, 268 mm (3-5/8, 4-1/4 x 10, 10-1/2")
No Load Speed (RPM)	3,200
Dimensions (L x W x H)	898 x 664 x 725 mm (35-1/4 x 26-1/8 x 28-1/2")
Net weight	29.3 kg (64.6 lbs.)
Power supply cord	2.5 m (8.2 ft)

**DXT**



TCT Saw Blade, Vertical Vise, Hex Wrench, Triangular Rule, Dust Bag

## LS1019L Slide Compound Miter Saw

260 mm (10-1/4") 1,510 W Slide Compound Miter Saw, Laser



Continuous rating Input	1,510W
Blade Diameter	260 mm (10-1/4")
Bevel Angle	48 / 48° L 48, 48° R
Miter Angle	60 / 60° L 60, 60° R
Max Cutting Capacity	0°: 68, 91 x 279, 310 mm 45°: 68, 91 x 197, 218 mm
No Load Speed (RPM)	3,200
Dimensions (L x W x H)	805 x 644 x 660 mm (31-3/4 x 25-3/8 x 26")
Net weight	26.3 kg (57.9 lbs.)
Power supply cord	2.5 m (8.2 ft)

**DXT**



TCT Saw Blade, Dust Bag, Triangular Rule, Vertical Vise, Hex Wrench

## LS1019 Slide Compound Miter Saw

260 mm (10-1/4") 1,510 W Slide Compound Miter Saw



Continuous rating Input	1,510W
Blade Diameter	260 mm (10-1/4")
Bevel Angle	48 / 48° L 48, 48° R
Miter Angle	60 / 60° L 60, 60° R
Max Cutting Capacity	0°: 68, 91 x 279, 310 mm 45°: 68, 91 x 197, 218 mm
No Load Speed (RPM)	3,200
Dimensions (L x W x H)	805 x 644 x 660 mm (31-3/4 x 25-3/8 x 26")
Net weight	26.1 kg (57.6 lbs.)
Power supply cord	2.5 m (8.2 ft)

**DXT**



TCT Saw Blade, Dust Bag, Triangular Rule, Vertical Vise, Hex Wrench

## LS1018L Slide Compound Saw

260 mm (10-1/4") 1,430 W Slide Compound Miter Saw, Laser



Continuous rating Input	1,430W
Miter Angle	47 / 60° L 47, 60° R
Bevel Angle	45 / 45° L 45, 45° R
Max Cutting Capacity	0°: 91 x 305 mm (3-5/8 x 12") 45°: 91 x 215 mm (3-5/8 x 8-1/2")
No Load Speed (RPM)	4,300
Dimensions (L x W x H)	825 x 536 x 633 mm (32-1/2 x 21-1/8 x 25")
Net weight	20.6 kg (45.4 lbs.)
Power supply cord	2.5 m (8.2 ft)



TCT Saw Blade, Vertical Vise, Socket Wrench, Triangular Rule, Dust Bag, Holder

## LS1017L Slide Compound Saw

260 mm (10-1/4") 1,430 W Slide Compound Miter Saw, Laser



Continuous rating Input	1,430W
Blade Diameter	260 mm (10-1/4")
Miter Angle	47 / 60° L 47, 60° R
Bevel Angle	45 / 5° L 45, 5° R
Max Cutting Capacity	0°: 91 x 305 mm (3-5/8 x 12") 45°: 91 x 215 mm (3-5/8 x 8-1/2")
No Load Speed (RPM)	4,200
Dimensions (L x W x H)	825 x 536 x 581 mm (32-1/2 x 21-1/8 x 22-7/8")
Net weight	19.5 kg (43 lbs.)
Power supply cord	2.5 m (8.2 ft)



Carbide-Tipped Saw Blade, Vertical Vise, Socket Wrench, Triangular Rule, Dust Bag, Holder

# Sawing

## LS0815FL Slide Compound Miter Saw 216 mm (8-1/2") 1,400 W Slide Compound Miter Saw, Laser, LED Light



Continuous rating Input	1,400W
Blade Diameter	216 mm (8-1/2")
Bevel Angle	48 / 5° L 48, 5° R
Miter Angle	50 / 60° L 50, 60° R
Max Cutting Capacity	0° Miter: 65 x 305 mm (2-9/16 x 12") 45° Miter, L/R: 65 x 215 mm (2-9/16 x 8-1/2")
No Load Speed (RPM)	5,000
Dimensions (L x W x H)	755 x 450 x 488 mm (29-3/4 x 17-3/4 x 19-1/4")
Net weight	14.1 kg (31.1 lbs.)
Power supply cord	2.5 m (8.2 ft)



Carbide-Tipped Saw Blade, Dust Bag, Triangular Rule, Vertical Vise, Socket Wrench, Hex Wrench, Holder

## LS0815F Slide Compound Miter Saw 216 mm (8-1/2") 1,400 W Slide Compound Miter Saw, LED Light



Continuous rating Input	1,400W
Blade Diameter	216 mm (8-1/2")
Bevel Angle	48 / 5° L 48, 5° R
Miter Angle	50 / 60° L 50, 60° R
Max Cutting Capacity	0° Miter: 65 x 305 mm (2-9/16 x 12") 45° Miter, L/R: 65 x 215 mm (2-9/16 x 8-1/2")
No Load Speed (RPM)	5,000
Dimensions (L x W x H)	755 x 450 x 488 mm (29-3/4 x 17-3/4 x 19-1/4")
Net weight	14.1 kg (31.1 lbs.)
Power supply cord	2.5 m (8.2 ft)



Carbide-Tipped Saw Blade, Dust Bag, Triangular Rule, Vertical Vise, Socket Wrench, Hex Wrench, Holder

## LS0714FL Slide Compound Saw 190 mm (7-1/2") 1,010 W Slide Compound Miter Saw, Laser, Light



Continuous rating Input	1,010W
Blade Diameter	190 mm (7-1/2")
Miter Angle	47 / 57° L 47, 57° R
Bevel Angle	45 / 5° L 45, 5° R
Max Cutting Capacity	0°: 52 x 300 mm (2-1/16 x 11-3/4") 45°: 52 x 212 mm (2-1/16 x 8-3/8")
No Load Speed (RPM)	6,000
Dimensions (L x W x H)	670 x 430 x 458 mm (26-3/8 x 17 x 18")
Net weight	13.7 kg (30.2 lbs.)
Power supply cord	2.5 m (8.2 ft)



Carbide-Tipped Saw Blade, Socket Wrench, Dust Bag, Holder Set, Vertical Vise, Triangular Rule

## LS0714L Slide Compound Saw 190 mm (7-1/2") 1,010 W Slide Compound Miter Saw, Laser



Continuous rating Input	1,010W
Blade Diameter	190 mm (7-1/2")
Miter Angle	47 / 57° L 47, 57° R
Bevel Angle	45 / 5° L 45, 5° R
Max Cutting Capacity	0°: 52 x 300 mm (2-1/16 x 11-3/4") 45°: 52 x 212 mm (2-1/16 x 8-3/8")
No Load Speed (RPM)	6,000
Dimensions (L x W x H)	670 x 430 x 458 mm (26-3/8 x 17 x 18")
Net weight	13.5 kg (29.8 lbs.)
Power supply cord	2.5 m (8.2 ft)



Carbide-Tipped Saw Blade, Socket Wrench, Dust Bag, Holder Set, Vertical Vise, Triangular Rule

## LS0714F Slide Compound Saw 190 mm (7-1/2") 1,010 W Slide Compound Miter Saw, Light



Continuous rating Input	1,010W
Blade Diameter	190 mm (7-1/2")
Miter Angle	47 / 57° L 47, 57° R
Bevel Angle	45 / 5° L 45, 5° R
Max Cutting Capacity	0°: 52 x 300 mm (2-1/16 x 11-3/4") 45°: 52 x 212 mm (2-1/16 x 8-3/8")
No Load Speed (RPM)	6,000
Dimensions (L x W x H)	670 x 430 x 458 mm (26-3/8 x 17 x 18")
Net weight	13.4 kg (29.5 lbs.)
Power supply cord	2.5 m (8.2 ft)



Carbide-Tipped Saw Blade, Socket Wrench, Dust Bag, Holder Set, Vertical Vise, Triangular Rule

## LS0714 Slide Compound Saw 190 mm (7-1/2") 1,010 W Slide Compound Miter Saw



Continuous rating Input	1,010W
Blade Diameter	190 mm (7-1/2")
Miter Angle	47 / 57° L 47, 57° R
Bevel Angle	45 / 5° L 45, 5° R
Max Cutting Capacity	0°: 52 x 300 mm (2-1/16 x 11-3/4") 45°: 52 x 212 mm (2-1/16 x 8-3/8")
No Load Speed (RPM)	6,000
Dimensions (L x W x H)	670 x 430 x 458 mm (26-3/8 x 17 x 18")
Net weight	13.1 kg (28.9 lbs.)
Power supply cord	2.5 m (8.2 ft)



Carbide-Tipped Saw Blade, Socket Wrench, Dust Bag, Holder Set, Vertical Vise, Triangular Rule

## DLS600 Cordless Compound Miter Saw 18V LXT BL ADT Cordless 165 mm (6-1/2") Compound Miter Saw with LED Light



Blade Diameter	165 mm (6-1/2")
Hole Diameter	15.88, 20 mm (5/8, 13/16")
Miter Angle	52 / 52° L 52, 52° R
Bevel Angle	46 / 46° L 46, 46° R
Max Cutting Capacity	0° Miter: 46 x 92 mm (1-13/16 x 3-5/8") 45° Miter, L/R: 46 x 65 mm (1-13/16 x 2-9/16")
No Load Speed (RPM)	5,000
Dimensions (L x W x H)	340 x 400 x 440 mm (13-3/8 x 15-3/4 x 17-1/4")
Net weight	6.3 - 6.6 kg (13.9 - 14.6 lbs.)



TCT Saw Blade, Dust Bag, Vertical Vise, Hex Wrench, Triangular Rule, Battery, Charger

## LS1221 Compound Miter Saw 305 mm (12") 1,650 W Compound Miter Saw



Continuous rating Input	1,650W
Blade Diameter	305 mm (12")
Hole Diameter	25.4, 30 mm (1, 1-3/16")
Miter Angle	48 / 48° L 48, 48° R
Bevel Angle	45° L
Max Cutting Capacity	0°: 98 x 153 mm (3-7/8 x 6") 45°: 70 x 149 mm (2-3/4 x 5-7/8")
No Load Speed (RPM)	4,000
Dimensions (L x W x H)	674 x 610 x 607 mm (26-1/2 x 24 x 23-7/8")
Net weight	16.8 kg (37 lbs.)
Power supply cord	2.5 m (8.2 ft)



Carbide-Tipped Saw Blade, Triangular Rule, Elbow, Socket Wrench, Dust Bag

# Sawing

## LS1040F Compound Miter Saw

### 260 mm (10-1/4") 1,650 W Compound Miter Saw with Light



Continuous rating Input	1,650W
Blade Diameter	260 mm (10-1/4")
Hole Diameter	15.88, 25, 25.4, 30 mm (5/8, 1, 1-3/16")
Miter Angle	45° / 52° L 45, 52° R
Bevel Angle	45° L
Max Cutting Capacity	0°: 90.5 x 95 mm (3-9/16 x 3-3/4") 45°: 90.5 x 67 mm (3-9/16 x 2-5/8")
No Load Speed (RPM)	4,600
Dimensions (L x W x H)	530 x 476 x 532 mm (20-7/8 x 18-3/8 x 21")
Net weight	12.6 kg (27.8 lbs.)
Power supply cord	2.5 m (8.2 ft)

Tool does not come with saw blade.



Socket Wrench, Dust Bag, Holder, Vertical Vise, Triangular Rule

## LS1040 Compound Miter Saw

### 260 mm (10-1/4") 1,650 W Compound Miter Saw



Continuous rating Input	1,650W
Blade Diameter	260 mm (10-1/4")
Hole Diameter	15.88, 25, 25.4, 30 mm (5/8, 1, 1-3/16")
Miter Angle	45° / 52° L 45, 52° R
Bevel Angle	45° L
Max Cutting Capacity	0°: 90.5 x 95 mm (3-9/16 x 3-3/4") 45°: 90.5 x 67 mm (3-9/16 x 2-5/8")
No Load Speed (RPM)	4,600
Dimensions (L x W x H)	530 x 476 x 532 mm (20-7/8 x 18-3/8 x 21")
Net weight	12.4 kg (27.3 lbs.)
Power supply cord	2.5 m (8.2 ft)

Tool does not come with saw blade.



Socket Wrench, Dust Bag, Holder, Vertical Vise, Triangular Rule

## LS1045 Compound Miter Saw

### 260 mm (10-1/4") 1,650 W Compound Miter Saw



Continuous rating Input	1,650W
Blade Diameter	260 mm (10-1/4")
Hole Diameter	15.88, 25, 25.4, 30 mm (5/8, 1, 1-3/16")
Miter Angle	45° / 52° L 45, 52° R
Bevel Angle	45° L
Max Cutting Capacity	0°: 90.5 x 95 mm (3-9/16 x 3-3/4") 45°: 90.5 x 67 mm (3-9/16 x 2-5/8")
No Load Speed (RPM)	4,600
Dimensions (L x W x H)	530 x 476 x 532 mm (20-7/8 x 18-3/4 x 21")
Net weight	19.1 kg (42 lbs.)
Power supply cord	2.5 m (8.2 ft)



Carbide-Tipped Saw Blade, Socket Wrench, Dust Bag, Holder Set, Vise Assembly, Triangular Rule

## LS1440 Miter Saw

### 355 mm (14") 1,380 W Miter Saw



Continuous rating Input	1,380W
Blade Diameter	355 mm (14")
Hole Diameter	25, 25.4 mm (1")
Max Cutting Capacity	0°: 122 x 152 mm (4-13/16 x 6") 45°: 122 x 115 mm (4-13/16 x 4-1/2")
No Load Speed (RPM)	3,200
Dimensions (L x W x H)	530 x 596 x 435 mm (20-7/8 x 23-1/2 x 17-1/8")
Hole Diameter	25, 25.4 mm (1")
Net weight	34.2 kg (75.4 lbs.)
Power supply cord	2.5 m (8.2 ft)

Tool does not come with saw blade.



Socket Wrench, Vise Assembly, Dust Bag, Holder Set

## LS1030N Miter Saw

### 260 mm (10-1/4") 1,650 W Miter Saw



Continuous rating Input	1,650W
Blade Diameter	260 mm (10-1/4")
Hole Diameter	15.88, 25.0, 25.4, 30.0 mm (5/8, 1, 1-3/16")
Max Cutting Capacity	0°: 90.5 x 95 mm (3-9/16 x 3-3/4") 45°: 90.5 x 67 mm (3-9/16 x 2-5/8")
No Load Speed (RPM)	4,600
Dimensions (L x W x H)	530 x 476 x 532 mm (20-7/8 x 18-3/4 x 21")
Net weight	12.1 kg (26.7 lbs.)
Power supply cord	2.5 m (8.2 ft)

Tool does not come with saw blade.



Socket Wrench, Dust Bag, Triangular Rule

## LH1201FL Table Top Miter Saw

### 305 mm (12") 1,650W Table Top Miter Saw, Laser, LED Light



Continuous rating Input	1,650W
Blade Diameter	305 mm (12")
Hole Diameter	25.4, 30 mm (1, 1-3/16")
Miter Angle	47° / 52° L 47, 52° R
Bevel Angle	45° L
Max Cutting Capacity	45° Miter, L/R: 62 x 135 x 95 x 110 mm (3-3/4 x 4-5/16 x 2-7/16 x 5-5/16") 0°, Table saw: 52 mm (2-1/16")
No Load Speed (RPM)	3,800
Dimensions (L x W x H)	610 x 535 x 692 mm (24 x 21 x 27-1/4")
Net weight	20.9 kg (46.1 lbs.)
Power supply cord	2.5 m (8.2 ft)



TCT Saw Blade, Vertical Vise, Dust Bag, Rip Fence, Ring, Triangular Rule, Push Stick, Blade Cover, Socket Wrench, Holder Set

## LH1040F Table Top Miter Saw

### 260 mm (10-1/4") 1,650 W Table Top Miter Saw with LED Light



Continuous rating Input	1,650W
Blade Diameter	260 mm (10-1/4")
Hole Diameter	15.88, 25.4, 30 mm (5/8, 1, 1-3/16")
Max Cutting Capacity	0°: 93 x 95 mm (3-5/8 x 3-3/4") 45°: 53 x 95 mm (2-1/16 x 3-3/4")
No Load Speed (RPM)	4,800
Dimensions (L x W x H)	530 x 476 x 535 mm (20-7/8 x 18-3/4 x 21")
Net weight	14.3 kg (31.5 lbs.)
Power supply cord	2.5 m (8.2 ft)



Carbide-Tipped Saw Blade, Rip Fence, Set Plate, Holder, Blade Cover, Push Stick, Socket Wrench, Triangular Rule, Auxiliary Plate, Dust Bag

## LH1040 Table Top Miter Saw

### 260 mm (10-1/4") 1,650 W Table Top Miter Saw



Continuous rating Input	1,650W
Blade Diameter	260 mm (10-1/4")
Hole Diameter	15.88, 25.4, 30 mm (5/8, 1, 1-3/16")
Max Cutting Capacity	0°: 93 x 95 mm (3-5/8 x 3-3/4") 45°: 53 x 95 mm (2-1/16 x 3-3/4")
No Load Speed (RPM)	4,800
Dimensions (L x W x H)	530 x 476 x 535 mm (20-7/8 x 18-3/4 x 21")
Net weight	14.3 kg (31.5 lbs.)
Power supply cord	2.5 m (8.2 ft)



Carbide-Tipped Saw Blade, Rip Fence, Set Plate, Holder, Blade Cover, Push Stick, Socket Wrench, Triangular Rule, Auxiliary Plate, Dust Bag

# Sawing

## LF1000 Flip Over Saw

### 260 mm (10-1/4") Flip Over Saw



Continuous rating Input	1,650W
Blade Diameter	260 mm (10-1/4")
Max Cutting Capacity	45°: 50 x 150 mm (2 x 5-7/8") 90°: 20, 68 x 155, 210 mm (13/16, 2-11/16 x 6-1/8, 8-1/4")
No Load Speed (RPM)	2,700
Hole Diameter	30, 25.4 mm (1-3/16, 1")
Dimensions (L x W x H)	Miter saw: 660 x 650 x 1,220 mm (26 x 25-1/2 x 48") Table saw: 660 x 650 x 1,060 mm (26 x 25-1/2 x 41-3/4")
Net weight	36 kg (79.4 lbs.)
Power supply cord	2.5 m (8.2 ft)



Carbide-Tipped Saw Blade, Rip Fence, Miter Gauge, Push Stick, Top Cover Assy (Top Blade Guard), Dust Cover, Dust Bag, Wrench

## 2712 Table Saw

### 315 mm (12-3/8") Table Saw



Blade Diameter	315 mm (12-3/8")
Hole Diameter	30.0 mm (1-3/16")
Max Cutting Capacity	0°: 85 mm (3-3/8") 45°: 58 mm (2-1/4")
No Load Speed (RPM)	2,950, 3,400
Bevel Capacity	0 - 45°
Dimensions (L x W x H)	1,670 x 700 x 810 mm (65-3/4 x 27-1/2 x 32")
Net weight	54 kg (118.9 lbs.)
Power supply cord	3.0 m (9.8 ft)



Carbide-Tipped Saw Blade, Rip Fence, Miter Gauge, Wrenches, Push Stick, Ring

## 2704N Table Saw

### 260 mm (10-1/4") 1,650 W Table Saw



Continuous rating Input	1,650W
Blade Diameter	260 mm (10-1/4")
Max Cutting Capacity	0°: 93 mm (3-5/8") 45°: 64 mm (2-1/2")
No Load Speed (RPM)	5,200
Bevel Capacity	-0.5 - 50°
Dimensions (L x W x H)	715-1,095 x 753-1,066 x 483 mm (28-1/8"-43" x 29-5/8"-42" x 19")
Net weight	35.2 - 37 kg (77.6 - 81.5 lbs.)
Power supply cord	2.5 m (8.2 ft)



TCT Saw Blade, Rip Fence, Miter Gauge, Sub Table (Back) (country-specific), Socket Wrench, Hex Wrench, Wrench, Push Stick, Ring, Joint

## 2704 Table Saw

### 260 mm (10-1/4") 1,650 W Table Saw



Continuous rating Input	1,650W
Blade Diameter	260 mm (10-1/4")
Max Cutting Capacity	0°: 93 mm (3-5/8") 45°: 64 mm (2-1/2")
No Load Speed (RPM)	4,800
Bevel Capacity	-0.5 - 45.5°
Dimensions (L x W x H)	665 x 766 x 344 mm (26-1/4 x 30-1/4 x 13-1/2")
Net weight	35.6 - 37.3 kg (78.5 - 82.3 lbs.)
Power supply cord	2.5 m (8.2 ft)



Carbide-Tipped Saw Blade, Rip Fence, Miter Gauge, Wrenches, Push Stick, Ring

## MLT100N Table Saw

### 260 mm (10-1/4") 1,500 W Table Saw



Continuous rating Input	1,500W
Blade Diameter	260 mm (10-1/4")
Hole Diameter	25.4, 30 mm (1, 1-3/16")
Max Cutting Capacity	0°: 93 mm (3-5/8") / 45°: 64 mm (2-1/2")
No Load Speed (RPM)	4,300
Bevel Capacity	0 - 45°
Max Cutting Width	on the right side of blade: 630 mm (24-3/4")
Distance from blade to the left end of table	530 mm (20-7/8")
Table Size (L x W)	Main table: 620 x 610 mm (24-3/8 x 24") Sub table (right extension): 620 x 150 mm (24-3/8 x 5-7/8") Sub table (left extension): 620 x 200 mm (24-3/8 x 7-7/8")
Net weight	34.8 - 35.1 kg (76.7 - 77.4 lbs.)
Power supply cord	2.5 m (8.2 ft)



TCT Saw Blade, Rip Fence, Miter Gauge, Push Stick, Wrenches, Hex Wrench, Triangular Rule, Joint

## 2705 Table Saw

### 255 mm (10") Table Saw



Blade Diameter	255 mm (10")
Hole Diameter	15.88, 25.4 mm (5/8, 1")
Max Cutting Capacity	0°: 91 mm (3-9/16") 45°: 63 mm (2-1/2")
No Load Speed (RPM)	4,800
Bevel Capacity	-0.5 - 45.5°
Dimensions (L x W x H)	678 x 766 x 344 mm (26-3/4 x 30-1/4 x 13-1/2")
Net weight	30 - 31.5 kg (66.1 - 69.3 lbs.)
Power supply cord	2.5 m (8.2 ft)



Carbide-Tipped Saw Blade, Rip Fence (Guide Rule), Miter Gauge, Wrenches, Push Stick, Ring

## 2703 Table Saw

### 255 mm (10") 1,650 W Table Saw



Continuous rating Input	1,650W
Blade Diameter	255 mm (10")
Max Cutting Capacity	0°: 91 mm (3-9/16") 45°: 63 mm (2-1/2")
No Load Speed (RPM)	4,600
Dimensions (L x W x H)	560 x 686 x 308 mm (22 x 27 x 12-1/8")
Net weight	17.8 - 18.9 kg (39.2 - 41.7 lbs.)
Power supply cord	2.5 m (8.2 ft)



Carbide-Tipped Saw Blade, Rip Fence, Miter Gauge, Offset Wrench, Wrench, Holder cap opener

## HS011G Cordless Circular Saw

40V max

### 40Vmax XGT BL AWS Cordless 260 mm (10-1/4") / 270 mm (10-5/8") Magnesium Circular Saw, Electric Brake, Soft Start, Twin LED Light

new



Blade Diameter	260 - 270 mm (10-1/4 - 10-5/8")
Max Cutting Capacity	0°: 97 - 101 mm (3-13/16 - 4") 45°: 68 - 71 mm (2-11/16 - 2-13/16")
No Load Speed (RPM)	3,500
Dimensions (L x W x H)	453 x 196 x 336 mm (17-7/8 x 7-3/4 x 13-1/4")
Net weight	5.5 - 6.1 kg (12.1 - 13.4 lbs.)



TCT Saw Blade, Sub Base, Hex Wrench, Battery, Charger

# Sawing

## HS010G Cordless Circular Saw 40V max

40Vmax XGT BL AWS Cordless 235 mm (9-1/4") Circular Saw, Electric Brake, Soft Start, Twin LED Light

**new**



Blade Diameter	235 mm (9-1/4")
Max Cutting Capacity	0°: 85 mm (3-3/8") 45°: 61 mm (2-3/8") 60°: 41 mm (1-5/8")
No Load Speed (RPM)	4,000
Dimensions (L x W x H)	430 x 224 x 316 mm (17 x 8-7/8 x 12-1/2")
Net weight	5.6 - 6.2 kg (12.3 - 13.7 lbs.)



TCT Saw Blade, Sub Base, Hex Wrench, Wireless Unit (country-specific), Battery, Charger

## HS009G Cordless Circular Saw 40V max

40Vmax XGT BL AWS Cordless 235 mm (9-1/4") Magnesium Circular Saw, Electric Brake, Soft Start, Twin LED Light

**new**



Blade Diameter	235 mm (9-1/4")
Max Cutting Capacity	0°: 85 mm (3-3/8") 45°: 61 mm (2-3/8") 60°: 44 mm (1-3/4")
No Load Speed (RPM)	4,000
Dimensions (L x W x H)	413 x 196 x 316 mm (16-1/4 x 7-3/4 x 12-1/2")
Net weight	5.1 - 5.7 kg (11.2 - 12.6 lbs.)



TCT Saw Blade, Sub Base, Hex Wrench, Wireless Unit (country-specific), Battery, Charger

## RS002G Cordless Rear Handle Saw 40V max

40Vmax XGT BL AWS Cordless 260 mm (10-1/4") Magnesium Rear Handle Saw, Electric Brake, Soft Start



Blade Diameter	260 mm (10-1/4")
Hole Diameter	15.88, 25, 25.4, 30 mm (5/8, 1, 1, 1-3/16")
Max Cutting Capacity	0°: 95 mm (3-3/4") 45°: 70 mm (2-3/4") 56°: 54.5 mm (2-1/8")
No Load Speed (RPM)	4,000
Dimensions (L x W x H)	489 x 193 x 309 mm (19-1/4 x 7-5/8 x 12-1/8")
Net weight	5.7 - 6.3 kg (12.6 - 13.9 lbs.)



TCT Saw Blade, Grip, Offset Wrench, Battery, Charger

## HS003G Cordless Circular Saw 40V max

40Vmax XGT BL AWS ADT Cordless 190/185 mm (7-1/2" / 7-1/4") Magnesium Circular Saw, Electric Brake, Soft Start, Twin LED Light



Blade Diameter	190 / 185 mm (7-1/2" / 7-1/4")
Max Cutting Capacity	0°: 68.5, 66 mm (2-11/16, 2-5/8") 45°: 47.5, 45.5 mm (1-7/8, 1-13/16") 56°: 35.5 / 34 mm (1-3/8 / 1-5/16")
No Load Speed (RPM)	6,000
Dimensions (L x W x H)	w/ BL4020 / BL4025: 316 x 200 x 290 mm (12-1/2 x 7-7/8 x 11-3/8") w/ BL4040: 331 x 200 x 290 mm (13 x 7-7/8 x 11-3/8")
Net weight	4.1 - 4.4 kg (9.0 - 9.7 lbs.)



TCT Saw Blade, Dust Nozzle, Hex Wrench, Battery, Charger

## RS001G Cordless Rear Handle Saw 40V max

40Vmax XGT BL ADT Cordless 185 mm (7-1/4") Magnesium Rear Handle Saw, Electric Brake, Soft Start



Blade Diameter	185 mm (7-1/4")
Hole Diameter	15.88, 19, 20, 30 mm (5/8, 3/4, 13/16, 1-3/16")
Max Cutting Capacity	0°: 65 mm (2-9/16") 45°: 45 mm (1-3/4") 53°: 38 mm (1-1/2")
No Load Speed (RPM)	6,400
Dimensions (L x W x H)	446 x 196 x 270 mm (17-1/2 x 7-3/4 x 10-5/8")
Net weight	5.0 - 5.6 kg (11.0 - 12.3 lbs.)



TCT Saw Blade, Offset Wrench, Guide Rule (country-specific), Battery, Charger

## HS004G Cordless Circular Saw 40V max

40Vmax XGT BL AWS ADT Cordless 190/185 mm (7-1/2" / 7-1/4") Magnesium Circular Saw, Electric Brake, Soft Start, Twin LED Light



Blade Diameter	190 / 185 mm (7-1/2" / 7-1/4")
Max Cutting Capacity	0°: 62.5, 60 mm (2-7/16, 2-3/8") 45°: 44.5, 43 mm (1-3/4, 1-11/16") 48°: 42, 41 / 42, 41 mm (1-5/8, 1-5/8 / 1-5/8, 1-5/8")
No Load Speed (RPM)	6,000
Dimensions (L x W x H)	w/ BL4020 / BL4025: 322 x 210 x 290 mm (12-5/8 x 8-1/4 x 11-3/8") w/ BL4040: 337 x 210 x 290 mm (13-1/4 x 8-1/4 x 11-3/8")
Net weight	4.4 - 4.7 kg (9.7 - 10.4 lbs.)



TCT Saw Blade, Dust Nozzle, Hex Wrench, Guide Rule, Battery, Charger

## DHS900 Cordless Circular Saw 18V x2

18V X2 (36V) LXT BL AWS ADT Cordless 235 mm (9-1/4") Magnesium Circular Saw, Electric Brake, Soft Start, Twin LED Light



Blade Diameter	235 mm (9-1/4")
Max Cutting Capacity	0°: 85 mm (3-3/8") 45°: 61 mm (2-3/8") 60°: 44 mm (1-3/4")
No Load Speed (RPM)	4,500
Dimensions (L x W x H)	413 x 196 x 316 mm (16-1/4 x 7-3/4 x 12-1/2")
Net weight	5.3 - 6.0 kg (11.7 - 13.2 lbs.)



Wireless Unit (country-specific), TCT Saw Blade, Sub Base, Hex Wrench, Battery, Charger

## DHS901 Cordless Circular Saw 18V x2

18V X2 (36V) LXT BL AWS ADT Cordless 235 mm (9-1/4") Magnesium Circular Saw, Electric Brake, Soft Start, Twin LED Light



Blade Diameter	235 mm (9-1/4")
Max Cutting Capacity	0°: 85 mm (3-3/8") 45°: 61 mm (2-3/8") 60°: 41 mm (1-5/8")
No Load Speed (RPM)	4,500
Dimensions (L x W x H)	430 x 224 x 316 mm (17 x 8-7/8 x 12-1/2")
Net weight	5.8 - 6.4 kg (12.8 - 14.1 lbs.)



Wireless Unit (country-specific), TCT Saw Blade, Guide Rule, Hex Wrench, Battery, Charger

# Sawing

## DHS783 Cordless Circular Saw 18V x2

18V X2 (36V) LXT BL AWS ADT Cordless 190/185 mm (7-1/2" / 7-1/4") Magnesium Circular Saw, Electric Brake, Soft Start, Dual LED Light



Blade Diameter	190 / 185 mm (7-1/2" / 7-1/4")
Max Cutting Capacity	0°: 62.5, 60 mm (2-7/16, 2-3/8") 45°: 44.5, 43 mm (1-3/4, 1-11/16") 48°: 42, 41 / 42, 41 mm (1-5/8, 1-5/8 / 1-5/8, 1-5/8")
No Load Speed (RPM)	6,000
Dimensions (L x W x H)	348 x 210 x 290 mm (13-3/4 x 8-1/4 x 11-3/8")
Net weight	4.5 - 5.1 kg (9.9 - 11.3 lbs.)

LXT BL AWS ADT XPT



Wireless Unit (country-specific), TCT Saw Blade, Dust Nozzle, Hex Wrench, Guide Rule, Hook, Battery, Charger

## DHS781 Cordless Circular Saw 18V x2

18V X2 (36V) LXT BL AWS ADT Cordless 190/185 mm (7-1/2" / 7-1/4") Magnesium Circular Saw, Electric Brake, Soft Start, Dual LED Light



Blade Diameter	190 / 185 mm (7-1/2" / 7-1/4")
Max Cutting Capacity	0°: 62.5, 66 mm (2-11/16, 2-5/8") 45°: 47.5, 45.5 mm (1-7/8, 1-13/16") 56°: 35.5 / 34 mm (1-3/8 / 1-5/16")
No Load Speed (RPM)	6,000
Dimensions (L x W x H)	342 x 200 x 290 mm (13-1/2 x 7-7/8 x 11-3/8")
Net weight	4.2 - 4.8 kg (9.3 - 10.7 lbs.)

LXT BL AWS ADT XPT



TCT Saw Blade, Dust Nozzle, Hex Wrench, Battery, Charger

## DHS710 Cordless Circular Saw 18V x2

18V X2 (36V) LXT Li-Ion Cordless 190 / 185 mm (7-1/2" / 7-1/4") Circular Saw, Electric Brake, Soft Start



Blade Diameter	190 / 185 mm (7-1/2" / 7-1/4")
Max Cutting Capacity	0°: 68.5, 66 mm (2-11/16, 2-5/8") 45°: 49, 47.5 / 49, 47.5 mm (1-15/16, 1-7/8 / 1-15/16, 1-7/8") 50°: 44, 42.5 / 44, 42.5 mm (1-3/4, 1-11/16 / 1-3/4, 1-11/16")
No Load Speed (RPM)	4,800
Dimensions (L x W x H)	356 x 217 x 298 mm (14 x 8-1/2 x 11-3/4")
Net weight	3.9 - 4.6 kg (8.6 - 10.1 lbs.)

LXT



TCT Saw Blade, Rip Fence (Guide Rule), Hex Wrench, Dust Nozzle (country-specific), Battery, Charger

## DHS782 Cordless Circular Saw 18V x2

18V X2 (36V) LXT BL ADT Cordless 190/185 mm (7-1/2" / 7-1/4") Magnesium Circular Saw, Electric Brake, Soft Start, Dual LED Light



Blade Diameter	190 / 185 mm (7-1/2" / 7-1/4")
Max Cutting Capacity	0°: 62.5, 66 mm (2-11/16, 2-5/8") 45°: 44.5, 43 mm (1-3/4, 1-11/16") 48°: 42, 41 / 42, 41 mm (1-5/8, 1-5/8 / 1-5/8, 1-5/8")
No Load Speed (RPM)	6,000
Dimensions (L x W x H)	348 x 210 x 290 mm (13-3/4 x 8-1/4 x 11-3/8")
Net weight	4.5 - 5.1 kg (9.9 - 11.3 lbs.)

LXT BL ADT XPT



TCT Saw Blade, Dust Nozzle, Hex Wrench, Guide Rule, Hook, Battery, Charger

## DHS780 Cordless Circular Saw 18V x2

18V X2 (36V) LXT BL ADT Cordless 190/185 mm (7-1/2" / 7-1/4") Magnesium Circular Saw, Electric Brake, Soft Start, Dual LED Light



Blade Diameter	190 / 185 mm (7-1/2" / 7-1/4")
Max Cutting Capacity	0°: 68.5, 66 mm (2-11/16, 2-5/8") 45°: 47.5, 45.5 mm (1-7/8, 1-13/16") 56°: 35.5 / 34 mm (1-3/8 / 1-5/16")
No Load Speed (RPM)	6,000
Dimensions (L x W x H)	342 x 200 x 290 mm (13-1/2 x 7-7/8 x 11-3/8")
Net weight	4.2 - 4.8 kg (9.3 - 10.7 lbs.)

LXT BL ADT XPT



TCT Saw Blade, Dust Nozzle, Hex Wrench, Battery, Charger

## DHS711 Cordless Circular Saw 18V x2

18V X2 (36V) LXT Li-Ion Cordless 190 / 185 mm (7-1/2" / 7-1/4") Circular Saw, Electric Brake, Soft Start



Blade Diameter	190 / 185 mm (7-1/2" / 7-1/4")
Max Cutting Capacity	0°: 68.5, 66 mm (2-11/16, 2-5/8") 45°: 49, 47.5 / 49, 47.5 mm (1-15/16, 1-7/8 / 1-15/16, 1-7/8") 50°: 44, 42.5 / 44, 42.5 mm (1-3/4, 1-11/16 / 1-3/4, 1-11/16")
No Load Speed (RPM)	4,800
Dimensions (L x W x H)	356 x 217 x 298 mm (14 x 8-1/2 x 11-3/4")
Net weight	3.8 - 4.5 kg (8.4 - 9.9 lbs.)

LXT



TCT Saw Blade, Rip Fence (Guide Rule), Hex Wrench, Dust Nozzle (country-specific), Battery, Charger

## DRS780 Cordless Rear Handle Saw 18V x2

18V X2 (36V) LXT BL ADT Cordless 185 mm (7-1/4") Magnesium Rear Handle Saw, Electric Brake, Soft Start



Blade Diameter	185 mm (7-1/4")
Wheel Diameter	185 mm (7-1/4")
Hole Diameter	15.88, 19, 20, 20.6, 30 mm (5/8, 3/4, 13/16, 1-13/16")
Max Cutting Capacity	0°: 65 mm (2-9/16") 45°: 45 mm (1-3/4") 53°: 38 mm (1-1/2")
No Load Speed (RPM)	5,100
Dimensions (L x W x H)	446 x 196 x 270 mm (17-1/2 x 7-3/4 x 10-5/8")
Net weight	5 - 5.6 kg (11.1 - 12.4 lbs.)

LXT BL ADT XPT



TCT Saw Blade, Offset Wrench, Battery, Charger

## DHS661 Cordless Circular Saw 18V

18V LXT BL AWS ADT Cordless 165 mm (6-1/2") Circular Saw, Electric Brake, Soft Start, Dual LED Lights



Blade Diameter	165 mm (6-1/2")
Max Cutting Capacity	0°: 57 mm (2-1/4") 45°: 41 / 41 mm (1-5/8 / 1-5/8") 50°: 37 / 37 mm (1-7/16 / 1-7/16")
No Load Speed (RPM)	5,000
Dimensions (L x W x H)	270 x 186 x 250 mm (10-5/8 x 7-3/8 x 9-7/8")
Net weight	2.9 - 3.2 kg (6.4 - 7.1 lbs.)

LXT BL AWS ADT XPT



TCT Saw Blade, Hex Wrench, Rip Fence (Guide Rule), Dust Nozzle (country-specific), Battery, Charger

# Sawing

## DHS660 Cordless Circular Saw 18V

18V LXT BL ADT Cordless 165 mm (6-1/2") Circular Saw, Electric Brake, Soft Start, Dual LED Lights



Blade Diameter	165 mm (6-1/2")
Max Cutting Capacity	0°: 57 mm (2-1/4") 45°: 41 / 41 mm (1-5/8 / 1-5/8") 50°: 37 / 37 mm (1-7/16 / 1-7/16")
No Load Speed (RPM)	5,000
Dimensions (L x W x H)	270 x 186 x 250 mm (10-5/8 x 7-3/8 x 9-3/8")
Net weight	2.9 - 3.2 kg (6.3 - 7.0 lbs.)



TCT Saw Blade, Hex Wrench, Rip Fence (Guide Rule), Dust Nozzle (country-specific), Battery, Charger

## DHS680 Cordless Circular Saw 18V

18V LXT BL ADT Cordless 165 mm (6-1/2") Circular Saw, Electric Brake, Soft Start, Dual LED Lights



Blade Diameter	165 mm (6-1/2")
Max Cutting Capacity	0°: 57 mm (2-1/4") 45°: 41 / 41 mm (1-5/8 / 1-5/8") 50°: 37 / 37 mm (1-7/16 / 1-7/16")
No Load Speed (RPM)	5,000
Dimensions (L x W x H)	350 x 170 x 238 mm (13-3/4 x 6-11/16 x 9-3/8")
Net weight	3 - 3.3 kg (6.6 - 7.3 lbs.)



Charger, Battery, TCT Saw Blade, Hex Wrench, Rip Fence (Guide Rule), Dust Nozzle

## DHS630 Cordless Circular Saw 18V

18V LXT Li-Ion Cordless 165 mm (6-1/2") Circular Saw, Electric Brake, Dual LED Light



Blade Diameter	165 mm (6-1/2")
Max Cutting Capacity	0°: 66 mm (2-5/8") 45°: 46 / 46 mm (1-13/16 / 1-13/16")
No Load Speed (RPM)	3,100
Dimensions (L x W x H)	346 x 220 x 247 mm (13-5/8 x 8-5/8 x 9-3/4")
Net weight	3 - 3.4 kg (6.6 - 7.5 lbs.)



Charger, Battery, TCT Saw Blade, Hex Wrench, Rip Fence (Guide Rule), Dust Nozzle (country-specific)

## DSS610 Cordless Circular Saw 18V

18V LXT Li-Ion Cordless 165 mm (6-1/2") Circular Saw, Electric Brake, LED Light



Blade Diameter	165 mm (6-1/2")
Max Cutting Capacity	0°: 0 - 57 mm (0 - 2-1/4") 45°: 0 - 40 / 0 - 40 mm (0 - 1-9/16 / 0 - 1-9/16") 50°: 0 - 36 / 0 - 36 mm (0 - 1-7/16 / 0 - 1-7/16")
No Load Speed (RPM)	3,700
Dimensions (L x W x H)	347 x 202 x 228 mm (13-5/8 x 8 x 9")
Net weight	3 - 3.4 kg (6.7 - 7.5 lbs.)



Charger, Battery, Carbide-Tipped Saw Blade, Rip Fence (Guide Rule), Hex Wrench

## DSS611 Cordless Circular Saw 18V

18V LXT Li-Ion Cordless 165 mm (6-1/2") Circular Saw



Blade Diameter	165 mm (6-1/2")
Max Cutting Capacity	0°: 57 mm (2-1/4") 45°: 40 / 40 mm (1-9/16 / 1-9/16") 50°: 36 / 36 mm (1-7/16 / 1-7/16")
No Load Speed (RPM)	3,700
Dimensions (L x W x H)	347 x 202 x 228 mm (13-5/8 x 8 x 9")
Net weight	2.9 - 3.2 kg (6.4 - 7.1 lbs.)



Charger, Battery, Carbide-Tipped Saw Blade, Rip Fence (Guide Rule), Hex Wrench

## DSS501 Cordless Circular Saw 18V

18V LXT Li-Ion Cordless 136 mm (5-3/8") Circular Saw, Electric Brake, Dual LED Lights



Blade Diameter	136 mm (5-3/8")
Max Cutting Capacity	0°: 51 mm (2") 45°: 35 / 35 mm (1-3/8 / 1-3/8")
No Load Speed (RPM)	3,600
Dimensions (L x W x H)	364 x 183 x 201 mm (14-3/8 x 7-1/4 x 7-7/8")
Net weight	2.4 - 2.7 kg (5.3 - 6 lbs.)



Charger, Battery, Carbide-Tipped Saw Blade, Hex Wrench, Rip Fence (Guide Rule)

## HS301D Cordless Circular Saw 12V max

12V max CXT Li-Ion Cordless 85 mm (3-3/8") Circular Saw



Blade Diameter	85 mm (3-3/8")
Max Cutting Capacity	0°: 25.5 mm (1") 45°: 16.5 / 16.5 mm (5/8 / 5/8")
No Load Speed (RPM)	1,500
Dimensions (L x W x H)	313 x 170 x 155 mm (12-3/8 x 6-11/16 x 6-1/8")
Net weight	1.6 - 1.7 kg (3.5 - 3.8 lbs.)



Dust Nozzle (country-specific), TCT Saw Blade, Hex Wrench, Battery, Charger

## HS300D Cordless Circular Saw 10.8V

10.8V (12V max) Li-Ion Cordless 85 mm (3-3/8") Circular Saw



Blade Diameter	85 mm (3-3/8")
Max Cutting Capacity	0°: 25.5 mm (1") 45°: 16.5 / 16.5 mm (5/8 / 5/8")
No Load Speed (RPM)	1,400
Dimensions (L x W x H)	300 x 170 x 154 mm (11-3/4 x 6-11/16 x 6-1/16")
Net weight	1.5 kg (3.4 lbs.)



Dust Nozzle (country-specific), TCT Saw Blade, Hex Wrench, Battery, Charger

## Sawing

## 5005BA

## Circular Saw

## 140 mm (5-1/2") 860 W Circular Saw with Electric Brake



Continuous rating Input	860W
Blade Diameter	140 mm (5-1/2")
Hole Diameter	15.88 mm (5/8")
Max Cutting Capacity	0°: 45 mm (1-3/4")
	45°: 31 mm (1-3/16")
No Load Speed (RPM)	8,000
Overall Length	249 mm (9-13/16")
Net weight	3 kg (6.5 lbs.)
Power supply cord	2.5 m (8.2 ft)



Combination saw blade, Socket Wrench, Rip Fence (Guide Rule)

## HS6101

## Circular Saw

## 165 mm (6-1/2") 1,100 W Circular Saw, Electric Brake, Dual LED Lights



Continuous rating Input	1,100W
Blade Diameter	165 mm (6-1/2")
Hole Diameter	20, 30 mm (13/16, 1-3/16")
Max Cutting Capacity	0°: 54.5 mm (2-1/8")
	45°: 39.5 mm (1-9/16")
	50°: 35.5 mm (1-3/8")
No Load Speed (RPM)	5,500
Dimensions (L x W x H)	297 x 246 x 246 mm (11-3/4 x 9-11/16 x 9-11/16")
Net weight	3.5 kg (7.7 lbs.)
Power supply cord	2.5 m (8.2 ft)



Carbide-Tipped Saw Blade, Hex Wrench, Rip Fence (Guide Rule), Joint

## HS6100

## Circular Saw

## 165 mm (6-1/2") 1,100 W Circular Saw



Continuous rating Input	1,100W
Blade Diameter	165 mm (6-1/2")
Hole Diameter	20, 30 mm (13/16, 1-3/16")
Max Cutting Capacity	0°: 54.5 mm (2-1/8")
	45°: 39.5 mm (1-9/16")
	50°: 35.5 mm (1-3/8")
No Load Speed (RPM)	5,500
Dimensions (L x W x H)	297 x 246 x 246 mm (11-3/4 x 9-11/16 x 9-11/16")
Net weight	3.5 kg (7.7 lbs.)
Power supply cord	2.5 m (8.2 ft)



Carbide-Tipped Saw Blade, Hex Wrench, Rip Fence (Guide Rule), Dust Nozzle

## HS6601

## Circular Saw

## 165 mm (6-1/2") 1,050 W Circular Saw



Continuous rating Input	1,050W
Blade Diameter	165 mm (6-1/2")
Hole Diameter	20, 30 mm (13/16, 1-3/16")
Max Cutting Capacity	0°: 54.5 mm (2-1/8")
	45°: 37.5 mm (1-1/2")
No Load Speed (RPM)	5,200
Dimensions (L x W x H)	296 x 232 x 243 mm (11-5/8 x 9-1/8 x 9-9/16")
Net weight	3.4 kg (7.6 lbs.)
Power supply cord	2.5 m (8.2 ft)



Dust Nozzle, Rip Fence (Guide Rule), TCT Saw Blade, Hex Wrench

## HS6600

## Circular Saw

## 165 mm (6-1/2") 1,050 W Circular Saw



Continuous rating Input	1,050W
Blade Diameter	165 mm (6-1/2")
Hole Diameter	15.88, 20, 25.4, 30 mm (5/8, 13/16, 1, 1-3/16")
Max Cutting Capacity	0°: 54.5 mm (2-1/8")
	45°: 37.5 mm (1-1/2")
No Load Speed (RPM)	5,200
Dimensions (L x W x H)	296 x 230 x 243 mm (11-5/8 x 9 x 9-9/16")
Net weight	3.5 kg (7.6 lbs.)
Power supply cord	2.5 m (8.2 ft)



Rip Fence (Guide Rule), TCT Saw Blade, Hex Wrench

## 5800NB

## Circular Saw

## 180 mm (7-1/8") 900 W Circular Saw



Continuous rating Input	900W
Blade Diameter	180 mm (7-1/8")
Hole Diameter	19.05, 20 mm (3/4, 13/16")
Max Cutting Capacity	0°: 64 mm (2-1/2")
	45°: 43 mm (1-11/16")
No Load Speed (RPM)	4,500
Overall Length	272 mm (10-3/4")
Net weight	3.5 kg (7.7 lbs.)
Power supply cord	5.0 m (16.4 ft)



Saw Blade, Socket Wrench, Rip Fence (Guide Rule)

## 5007MGA

## Circular Saw

## 185 mm (7-1/4") 1,800 W Magnesium Circular Saw, Electric Brake, Dual LED Lights



Continuous rating Input	1,800W
Blade Diameter	185 mm (7-1/4")
Max Cutting Capacity	0°: 63.5 mm (2-1/2")
	45°: 45 mm (1-3/4")
	56°: 35 mm (1-3/8")
No Load Speed (RPM)	5,800
Dimensions (L x W x H)	317 x 240 x 265 mm (12-1/2 x 9-1/2 x 10-3/8")
Net weight	4.6 kg (10.1 lbs.)
Power supply cord	2.5 m (8.2 ft)



Carbide-Tipped Saw Blade, Hex Wrench, Rip Fence (Guide Rule)

## 5007MG

## Circular Saw

## 185 mm (7-1/4") 1,800 W Magnesium Circular Saw with Dual LED Lights



Continuous rating Input	1,800W
Blade Diameter	185 mm (7-1/4")
Hole Diameter	15.88, 20, 30 mm (5/8, 13/16, 1-3/16")
Max Cutting Capacity	0°: 63.5 mm (2-1/2")
	45°: 45 mm (1-3/4")
	56°: 35 mm (1-3/8")
No Load Speed (RPM)	5,800
Dimensions (L x W x H)	317 x 240 x 265 mm (12-1/2 x 9-1/2 x 10-3/8")
Net weight	4.6 kg (10.1 lbs.)
Power supply cord	2.5 m (8.2 ft)



Carbide-Tipped Saw Blade, Hex Wrench, Rip Fence (Guide Rule)



# Sawing

## 5007NF Circular Saw

185 mm (7-1/4") 1,800 W Circular Saw with Dual LED Lights



Continuous rating Input	1,800W
Blade Diameter	185 mm (7-1/4")
Hole Diameter	15.88, 20, 30 mm (5/8, 13/16, 1-3/16")
Max Cutting Capacity	0°: 63.5 mm (2-1/2")
	45°: 45 mm (1-3/4")
	50°: 35 mm (1-3/8")
No Load Speed (RPM)	5,800
Dimensions (L x W x H)	317 x 240 x 265 mm (12-1/2 x 9-1/2 x 10-3/8")
Net weight	5 kg (11 lbs.)
Power supply cord	2.5 m (8.2 ft)



Carbide-Tipped Saw Blade, Hex Wrench, Rip Fence (Guide Rule)

## 5007N Circular Saw

185 mm (7-1/4") 1,800 W Circular Saw



Continuous rating Input	1,800W
Blade Diameter	185 mm (7-1/4")
Hole Diameter	15.88, 20, 30 mm (5/8, 13/16, 1-3/16")
Max Cutting Capacity	0°: 63.5 mm (2-1/2")
	45°: 45 mm (1-3/4")
	50°: 35 mm (1-3/8")
No Load Speed (RPM)	5,800
Dimensions (L x W x H)	317 x 240 x 265 mm (12-1/2 x 9-1/2 x 10-3/8")
Net weight	5 kg (11 lbs.)
Power supply cord	2.5 m (8.2 ft)



Carbide-Tipped Saw Blade, Hex Wrench, Rip Fence (Guide Rule)

## HS7611 Circular Saw

185 mm (7-1/4") / 190 mm (7-1/2") 1,600 W Circular Saw



Continuous rating Input	1,600W
Blade Diameter	185 / 190 mm (7-1/4 / 7-1/2")
Hole Diameter	15.88, 20, 30 mm (5/8, 13/16, 1-3/16")
Max Cutting Capacity	0°: 63, 65 mm (2-1/2, 2-9/16")
	45°: 44, 45 mm (1-3/4, 1-3/4")
No Load Speed (RPM)	5,500
Dimensions (L x W x H)	311 x 240 x 261 mm (12-1/4 x 9-1/2 x 10-1/4")
Net weight	3.9 kg (8.7 lbs.)
Power supply cord	2.5 m (8.2 ft)



TCT Saw Blade, Rip Fence (Guide Rule), Hex Wrench, Dust Nozzle (country-specific)

## HS7610 Circular Saw

185 mm (7-1/4") / 190 mm (7-1/2") 1,600 W Circular Saw



Continuous rating Input	1,600W
Blade Diameter	185 / 190 mm (7-1/4 / 7-1/2")
Hole Diameter	15.88, 19, 20, 25.4, 30 mm (5/8, 3/4, 13/16, 1, 1-3/16")
Max Cutting Capacity	0°: 63, 65 mm (2-1/2, 2-9/16")
	45°: 44, 45 mm (1-3/4, 1-3/4")
No Load Speed (RPM)	5,500
Dimensions (L x W x H)	311 x 242 x 261 mm (12-1/4 x 9-1/2 x 10-1/4")
Net weight	3.9 kg (8.7 lbs.)
Power supply cord	2.5 m (8.2 ft)



TCT Saw Blade, Rip Fence (Guide Rule), Hex Wrench, Dust Nozzle (country-specific)

## HS7010 Circular Saw

185 mm (7-1/4") / 190 mm (7-1/2") 1,600 W Circular Saw



Continuous rating Input	1,600W
Blade Diameter	185 / 190 mm (7-1/4 / 7-1/2")
Hole Diameter	15.88, 20, 30 mm (5/8, 13/16, 1-3/16")
Max Cutting Capacity	0°: 65, 67 mm (2-9/16, 2-5/8")
	45°: 44, 45 mm (1-3/4, 1-3/4")
No Load Speed (RPM)	5,500
Dimensions (L x W x H)	300 x 240 x 261 mm (11-3/4 x 9-1/2 x 10-1/4")
Net weight	4 kg (8.9 lbs.)
Power supply cord	2.5 m (8.2 ft)



TCT Saw Blade, Rip Fence (Guide Rule), Hex Wrench, Dust Nozzle (country-specific)

## 5007NB Circular Saw

185 mm (7-1/4") 1,400 W Circular Saw



Continuous rating Input	1,400W
Blade Diameter	185 mm (7-1/4")
Hole Diameter	15.88, 20 mm (5/8, 13/16")
Max Cutting Capacity	0°: 60 mm (2-3/8")
	45°: 46 mm (1-3/4")
No Load Speed (RPM)	5,800
Overall Length	295 mm (11-5/8")
Net weight	4.8 kg (10.5 lbs.)
Power supply cord	2.5 m (8.2 ft)



Carbide-Tipped Saw Blade, Wrench, Rip Fence (Guide Rule)

## 5377MG Hypoid Saw

185 mm (7-1/4") Magnesium Hypoid Saw



Blade Diameter	185 mm (7-1/4")
Hole Diameter	15.88, 19, 20.6 mm (5/8, 3/4, 13/16")
Max Cutting Capacity	0°: 60 mm (2-3/8")
	45°: 44 mm (1-3/4")
	50°: 40 mm (1-9/16")
No Load Speed (RPM)	4,500
Dimensions (L x W x H)	450 x 183 x 254 mm (17-3/4 x 7-1/4 x 10")
Net weight	6 kg (13.1 lbs.)
Power supply cord	3.0 m (9.8 ft)



Carbide-Tipped Saw Blade, Hex Wrench

## 5477NB Hypoid Saw

185 mm (7-1/4") Hypoid Saw



Blade Diameter	185 mm (7-1/4")
Hole Diameter	15.88, 20.6 mm (5/8, 13/16")z
Max Cutting Capacity	0°: 60 mm (2-3/8")
	45°: 44 mm (1-3/4")
	50°: 40 mm (1-9/16")
No Load Speed (RPM)	4,500
Dimensions (L x W x H)	442 x 183 x 254 mm (17-3/8 x 7-1/4 x 10")
Net weight	6.3 kg (13.9 lbs.)
Power supply cord	3.0 m (9.8 ft)



Carbide-Tipped Saw Blade, Hex Wrench

## Sawing

## HS7000

Circular Saw

## 185 mm (7-1/4") 1,200 W Circular Saw



Continuous rating Input	1,200W
Blade Diameter	185 mm (7-1/4")
Hole Diameter	20, 30 mm (13/16, 1-3/16")
Max Cutting Capacity	0°: 65 mm (2-9/16")
	45°: 43 mm (1-11/16")
No Load Speed (RPM)	5,200
Dimensions (L x W x H)	298 x 230 x 255 mm (11-11/16 x 9-1/16 x 10")
Net weight	3.8 kg (8.4 lbs.)
Power supply cord	2.5 m (8.2 ft)



TCT Saw Blade, Rip Fence (Guide Rule), Hex Wrench

## HS7600

Circular Saw

## 185 mm (7-1/4") 1,200 W Circular Saw



Continuous rating Input	1,200W
Blade Diameter	185 mm (7-1/4")
Hole Diameter	15.88, 19, 20, 25.4, 30 mm (5/8, 3/4, 13/16, 1, 1-3/16")
Max Cutting Capacity	0°: 64 mm (2-1/2")
	45°: 42 mm (1-5/8")
No Load Speed (RPM)	5,200
Dimensions (L x W x H)	309 x 234 x 255 mm (12-1/8 x 9-1/4 x 10")
Net weight	3.8 kg (8.3 lbs.)
Power supply cord	2.5 m (8.2 ft)



TCT Saw Blade, Rip Fence (Guide Rule), Hex Wrench

## 5806B

Circular Saw

## 185 mm (7-1/4") 1,050 W Circular Saw



Continuous rating Input	1,050W
Blade Diameter	185 mm (7-1/4")
Hole Diameter	15.88, 19.05, 20, 25.4 mm (5/8, 3/4, 13/16, 1")
Max Cutting Capacity	0°: 66 mm (2-5/8")
	45°: 44 mm (1-11/16")
No Load Speed (RPM)	5,200
Overall Length	282 mm (11-1/8")
Net weight	3.5 kg (7.6 lbs.)
Power supply cord	2.5 m (8.2 ft)



Carbide-Tipped Saw Blade, Hex Wrench, Rip Fence (Guide Rule)

## HS7101

Circular Saw

## 190 mm (7-1/2") 1,400 W Circular Saw, Electric Brake, Dual LED Lights



Continuous rating Input	1,400W
Blade Diameter	190 mm (7-1/2")
Hole Diameter	20, 30 mm (13/16, 1-3/16")
Max Cutting Capacity	0°: 67 mm (2-5/8")
	45°: 48.5 mm (1-15/16")
	50°: 43.5 mm (1-11/16")
No Load Speed (RPM)	5,500
Dimensions (L x W x H)	310 x 246 x 258 mm (12-1/4 x 9-11/16 x 10-1/8")
Net weight	3.8 kg (8.4 lbs.)
Power supply cord	2.5 m (8.2 ft)



Carbide-Tipped Saw Blade, Hex Wrench, Rip Fence (Guide Rule), Dust Nozzle

## HS7100

Circular Saw

## 190 mm (7-1/2") 1,400 W Circular Saw



Continuous rating Input	1,400W
Blade Diameter	190 mm (7-1/2")
Hole Diameter	20, 30 mm (13/16, 1-3/16")
Max Cutting Capacity	0°: 67 mm (2-5/8")
	45°: 48.5 mm (1-15/16")
	50°: 43.5 mm (1-11/16")
No Load Speed (RPM)	5,500
Dimensions (L x W x H)	310 x 246 x 258 mm (12-1/4 x 9-11/16 x 10-1/8")
Net weight	3.7 kg (8.2 lbs.)
Power supply cord	2.5 m (8.2 ft)



Carbide-Tipped Saw Blade, Hex Wrench, Rip Fence (Guide Rule), Dust Nozzle

## HS7601

Circular Saw

## 190 mm (7-1/2") 1,200 W Circular Saw



Continuous rating Input	1,200W
Blade Diameter	190 mm (7-1/2")
Hole Diameter	15.88, 20, 30 mm (5/8, 13/16, 1-3/16")
Max Cutting Capacity	0°: 66 mm (2-5/8")
	45°: 46 mm (1-13/16")
No Load Speed (RPM)	5,200
Dimensions (L x W x H)	309 x 232 x 255 mm (12-1/8 x 9-1/8 x 10")
Net weight	3.8 kg (8.4 lbs.)
Power supply cord	2.5 m (8.2 ft)



TCT Saw Blade, Hex Wrench, Dust Nozzle, Rip Fence (Guide Rule)

## 5008MGA

Circular Saw

## 210 mm (8-1/4") 1,800 W Magnesium Circular Saw, Electric Brake, Dual LED Lights



Continuous rating Input	1,800W
Blade Diameter	210 mm (8-1/4")
Max Cutting Capacity	0°: 75.5 mm (3")
	45°: 57 mm (2-1/4")
	50°: 51.5 mm (2")
No Load Speed (RPM)	5,200
Dimensions (L x W x H)	332 x 243 x 277 mm (13-1/8 x 9-9/16 x 10-7/8")
Net weight	4.8 kg (10.6 lbs.)
Power supply cord	2.5 m (8.2 ft)



TCT Saw Blade, Hex Wrench, Rip Fence (Guide Rule), Dust Nozzle (country-specific)

## 5008MG

Circular Saw

## 210 mm (8-1/4") 1,800 W Magnesium Circular Saw with Dual LED Lights



Continuous rating Input	1,800W
Blade Diameter	210 mm (8-1/4")
Hole Diameter	15.88, 20, 25, 25.4, 30 mm (5/8, 13/16, 1, 1-3/16")
Max Cutting Capacity	0°: 75.5 mm (3")
	45°: 57 mm (2-1/4")
	50°: 51.5 mm (2")
No Load Speed (RPM)	5,200
Dimensions (L x W x H)	332 x 243 x 277 mm (13-1/8 x 9-9/16 x 10-7/8")
Net weight	4.8 kg (10.6 lbs.)
Power supply cord	2.5 m (8.2 ft)



TCT Saw Blade, Hex Wrench, Rip Fence (Guide Rule), Dust Nozzle (country-specific)

# Sawing

## 5903R Circular Saw

235 mm (9-1/4") 2,000 W Circular Saw, Electric Brake, Soft Start



Continuous rating Input	2,000W
Blade Diameter	235 mm (9-1/4")
Hole Diameter	25, 25.4, 30 mm (1, 1-3/16")
Max Cutting Capacity	0°: 85 mm (3-11/32") 45°: 64 mm (2-1/2")
No Load Speed (RPM)	4,500
Overall Length	400 mm (15-3/4")
Net weight	7.2 kg (15.9 lbs.)
Power supply cord	2.5 m (8.2 ft)



Carbide-Tipped Saw Blade, Hex Wrench, Rip Fence (Guide Rule)

## 5902B Circular Saw

235 mm (9-1/4") 2,000 W Circular Saw



Continuous rating Input	2,000W
Blade Diameter	235 mm (9-1/4")
Hole Diameter	25, 25.4, 30 mm (1, 1-3/16")
Max Cutting Capacity	0°: 85 mm (3-3/8") 45°: 60 mm (2-3/8") 50°: 53 mm (2-1/16")
No Load Speed (RPM)	4,100
Overall Length	380 mm (15")
Net weight	6.9 kg (15.1 lbs.)
Power supply cord	2.5 m (8.2 ft)



Carbide-Tipped Saw Blade, Wrench, Rip Fence (Guide Rule)

## N5900B Circular Saw

235 mm (9-1/4") 2,000 W Circular Saw



Continuous rating Input	2,000W
Blade Diameter	235 mm (9-1/4")
Hole Diameter	25 mm (1")
Max Cutting Capacity	0°: 85 mm (3-3/8") 45°: 60 mm (2-3/8") 50°: 53 mm (2-1/16")
No Load Speed (RPM)	4,100
Overall Length	380 mm (15")
Net weight	6.8 kg (14.8 lbs.)
Power supply cord	2.5 m (8.2 ft)



Carbide-Tipped Saw Blade, Rip Fence (Guide Rule), Wrench

## 5104S Circular Saw

260 mm (10-1/4") / 270 mm (10-5/8") 2,100 W SJS Circular Saw, Electric Brake, Soft Start



Continuous rating Input	2,100W
Blade Diameter	260 / 270 mm (10-1/4" / 10-5/8")
Hole Diameter	30 mm (1-3/16")
Max Cutting Capacity	0°: 95, 100 mm (3-3/4, 3-15/16") 45°: 69, 73 mm (2-3/4, 2-7/8")
No Load Speed (RPM)	3,800
Dimensions (L x W x H)	405 x 315 x 323 mm (16 x 12-3/8 x 12-3/4")
Net weight	8.2 kg (18.2 lbs.)
Power supply cord	2.5 m (8.2 ft)



Carbide-Tipped Saw Blade, Hex Wrench, Rip Fence (Guide Rule)

## 5104 Circular Saw

260 mm (10-1/4") / 270 mm (10-5/8") 2,100 W SJS Circular Saw, Electric Brake



Continuous rating Input	1,700W
Blade Diameter	260 / 270 mm (10-1/4" / 10-5/8")
Hole Diameter	15.88, 25.4 mm (5/8, 1")
Max Cutting Capacity	0°: 95, 100 mm (3-3/4, 3-15/16") 45°: 69, 73 mm (2-3/4, 2-7/8")
No Load Speed (RPM)	3,800
Dimensions (L x W x H)	405 x 315 x 323 mm (16 x 12-3/8 x 12-3/4")
Net weight	8.2 kg (18.2 lbs.)
Power supply cord	2.5 m (8.2 ft)



Carbide-Tipped Saw Blade, Hex Wrench, Rip Fence (Guide Rule)

## 5103R Circular Saw

270 mm (10-5/8") 2,100 W SJS Circular Saw, Electric Brake, Soft Start



Continuous rating Input	2,100W
Blade Diameter	270 mm (10-5/8")
Hole Diameter	25.4, 30 mm (1, 1-3/16")
Max Cutting Capacity	0°: 100 mm (3-15/16") 45°: 73 mm (2-7/8")
No Load Speed (RPM)	3,800
Overall Length	442 mm (17-3/8")
Net weight	9.3 kg (20.6 lbs.)
Power supply cord	2.5 m (8.2 ft)



Carbide-Tipped Saw Blade, Hex Wrench, Rip Fence (Guide Rule)

## HS0600 Circular Saw

260 mm (10-1/4") / 270 mm (10-5/8") 2,000 W Circular Saw



Continuous rating Input	2,000W
Blade Diameter	260 / 270 mm (10-1/4" / 10-5/8")
Hole Diameter	15.88, 25, 25.4, 30 mm (5/8, 1, 1-3/16")
Max Cutting Capacity	0°: 97, 101 mm (3-13/16, 4") 45°: 68, 71 mm (2-11/16, 2-13/16") 50°: 61, 63 mm (2-3/8, 2-1/2")
No Load Speed (RPM)	4,300
Dimensions (L x W x H)	418 x 273 x 324 mm (16-1/2 x 10-3/4 x 12-3/4")
Net weight	6.9 kg (15.2 lbs.)
Power supply cord	2.5 m (8.2 ft)



TCT Saw Blade, Dust Nozzle (country-specific), Rip Fence (Guide Rule), Hex Wrench, Wrench holder

## 5103N Circular Saw

335 mm (13-1/8") 1,750 W Circular Saw



Continuous rating Input	1,750W
Blade Diameter	335 mm (13-1/8")
Hole Diameter	25, 25.4 mm (1")
Max Cutting Capacity	0°: 128 mm (5") 45°: 91 mm (3-5/8")
No Load Speed (RPM)	2,900
Overall Length	505 mm (19-7/8")
Net weight	8.9 kg (19.6 lbs.)
Power supply cord	5.0 m (16.4 ft)



Combination saw blade, Wrench, Hex Wrench, Rip Fence (Guide Rule)

# Sawing

## 5143R Circular Saw

355 mm (14") 2,200 W SJS Circular Saw, Electric Brake, Soft Start



Continuous rating Input	2,200W
Blade Diameter	355 mm (14")
Hole Diameter	25.4, 30 mm (1, 1-3/16")
Max Cutting Capacity	0°: 130 mm (5-1/8") 45°: 90 mm (3-1/2")
No Load Speed (RPM)	2,700
Overall Length	607 mm (23-7/8")
Net weight	12.5 kg (27.6 lbs.)
Power supply cord	5.0 m (16.4 ft)



Carbide-Tipped Saw Blade, Hex Wrench, Rip Fence (Guide Rule)

## 5402 Circular Saw

415 mm (16-5/16") Circular Saw



Continuous Rating Input	1,450W
Blade Diameter	415 mm (16-5/16")
Hole Diameter	25, 25.4 mm (1")
Max Cutting Capacity	0°: 157 mm (6-3/16") 45°: 106 mm (4-3/16")
No Load Speed (RPM)	2,200
Overall Length	615 mm (24-1/4")
Net weight	12.9 kg (28.4 lbs.)
Power supply cord	5.0 m (16.4 ft)



Combination saw blade, Wrench, Hex Wrench, Rip Fence (Guide Rule)

## 5402NA Circular Saw

415 mm (16-5/16") 1,650 W Circular Saw, Electric Brake



Continuous rating Input	1,650W
Blade Diameter	415 mm (16-5/16")
Hole Diameter	25, 25.4 mm (1")
Max Cutting Capacity	0°: 158 mm (6-1/4") 45°: 106 mm (4-3/16")
No Load Speed (RPM)	2,200
Overall Length	616 mm (24-1/4")
Net weight	12.5 kg (27.6 lbs.)
Power supply cord	5.0 m (16.4 ft)



Carbide-Tipped Saw Blade, Hex Wrench, Rip Fence (Guide Rule)

## 5057KB Circular Saw with Dust Collection

185 mm (7-1/4") 1,400 W Circular Saw with Dust Collection



Continuous rating Input	1,400W
Blade Diameter	185 mm (7-1/4")
Hole Diameter	15.88, 20, 30 mm (5/8, 13/16, 1-3/16")
Max Cutting Capacity	0°: 60 mm (2-3/8") 45°: 30 mm (1-1/8")
No Load Speed (RPM)	5,800
Overall Length	354 mm (14")
Net weight	5.1 kg (11.2 lbs.)
Power supply cord	5.0 m (16.4 ft)



Carbide-Tipped Saw Blade, Rip Fence (Guide Rule), Wrench

## SP001G Cordless Plunge Cut Saw

40V max

40Vmax XGT BL Cordless 165 mm (6-1/2") Plunge Cut Saw



Wheel Diameter	165 mm (6-1/2")
Blade Diameter	165 mm (6-1/2")
Hole Diameter	20 mm (13/16")
Bevel Capacity	-1 - 48°
Max Cutting Capacity	0°: 56 mm (2-3/16") 45°: 40 mm (1-9/16") 48°: 38 mm (1-1/2")
No Load Speed (RPM)	2,500 - 4,900
Dimensions (L x W x H)	347 x 221 x 271 mm (13-5/8 x 8-3/4 x 10-5/8")
Net weight	4.4 - 5.0 kg (9.7 - 11.0 lbs.)



TCT Saw Blade, Hex Wrench, Wireless Unit (country-specific), Battery, Charger

## DSP601 Cordless Plunge Cut Saw

18V x2

18V X2 (36V) LXT BL Cordless 165 mm (6-1/2") Plunge Cut Saw



Wheel Diameter	165 mm (6-1/2")
Blade Diameter	165 mm (6-1/2")
Hole Diameter	20 mm (13/16")
Bevel Capacity	-1 - 48°
Max Cutting Capacity	0°: 56 mm (2-3/16") 45°: 40 mm (1-9/16") 48°: 38 mm (1-1/2")
No Load Speed (RPM)	2,500 - 6,300
Dimensions (L x W x H)	346 x 241 x 272 mm (13-3/8 x 9-1/2 x 10-3/4")
Net weight	4.4 - 5.1 kg (9.8 - 11.2 lbs.)



TCT Saw Blade, Hex Wrench, Wireless Unit (country-specific), Battery, Charger

## DSP600 Cordless Plunge Cut Saw

18V x2

18V X2 (36V) LXT BL Cordless 165 mm (6-1/2") Plunge Cut Saw



Wheel Diameter	165 mm (6-1/2")
Blade Diameter	165 mm (6-1/2")
Hole Diameter	20 mm (13/16")
Bevel Capacity	-1 - 48°
Max Cutting Capacity	0°: 56 mm (2-3/16") 45°: 40 mm (1-9/16") 48°: 38 mm (1-1/2")
No Load Speed (RPM)	2,500 - 6,300
Dimensions (L x W x H)	346 x 241 x 272 mm (13-3/8 x 9-1/2 x 10-3/4")
Net weight	4.4 - 5.1 kg (9.8 - 11.2 lbs.)



TCT Saw Blade, Hex Wrench, Battery, Charger

## SP6000 Plunge Cut Circular Saw

165 mm (6-1/2") 1,300 W Plunge Cut Circular Saw



Continuous rating Input	1,300W
Wheel Diameter	165 mm (6-1/2")
Blade Diameter	165 mm (6-1/2")
Hole Diameter	20 mm (13/16")
Max Cutting Capacity	0°: 56 mm (2-3/16") 45°: 40 mm (1-9/16") 48°: 38 mm (1-1/2")
No Load Speed (RPM)	2,200 - 6,400
Dimensions (L x W x H)	341 x 225 x 250 mm (13-3/8 x 8-7/8 x 9-7/8")
Net weight	4.1 kg (9 lbs.)
Power supply cord	2.5 m (8.2 ft)



Carbide-Tipped Saw Blade, Hex Wrench, Rip Fence (Guide Rule)

# Sawing

## LB1200F Band Saw

305 mm (12") 900 W Band Saw



Continuous rating Input	900W
Blade Length	2,240 mm (88")
Capacity	Thickness of cut: 165 mm (6-1/2")
	Throat: 305 mm (12")
Blade Speed	High: (50Hz) 800 (60Hz) 1,000 m/min (50Hz) 2,624 (60Hz) 3,280 ft/min
	Low: (50Hz) 400 (60Hz) 500 m/min (50Hz) 1,312 (60Hz) 1,640 ft/min
Dimensions (L x W x H)	615 x 775 x 1,600 mm (24-1/4 x 30-1/2 x 63")
Net weight	82 kg (181.2 lbs.)
Power supply cord	2.5 m (8.2 ft)



Band Saw Blade, Rip Fence, Miter Gauge, Push Stick, Nozzle, Hex Wrench, Band Saw Stand

## DJV182 Cordless Jig Saw

18V

18V LXT BL Brushless Cordless Top Handle Jig Saw, 3 Orbital Settings Plus Straight Cutting, Dual LED Lights



Capacity	Wood: 135 mm (5-5/16")
	Steel: 10 mm (3/8")
Length of Stroke	26 mm (1")
Strokes Per Minute (SPM)	800 - 3,500
Dimensions (L x W x H)	266 x 77 x 208 mm (10-1/2 x 3 x 8-3/16")
Net weight	2.4 - 2.7 kg (5.2 - 5.9 lbs.)

Cutting capacity in wood : when cutting with optional blade No.B-16L



Charger, Battery, Jig saw blade set, Cover Plate, Dust Nozzle (country-specific), Anti-Splintering Device, Hex Wrench

## DJV181 Cordless Jig Saw

18V

18V LXT BL Brushless Cordless Barrel Handle Jig Saw, 3 Orbital Settings Plus Straight Cutting, Dual LED Lights



Capacity	Wood: 135 mm (5-5/16")
	Steel: 10 mm (3/8")
Length of Stroke	26 mm (1")
Strokes Per Minute (SPM)	800 - 3,500
Dimensions (L x W x H)	298 x 77 x 189 mm (11-3/4 x 3 x 7-7/16")
Net weight	2.3 - 2.6 kg (5 - 5.7 lbs.)

Cutting capacity in wood : when cutting with optional blade No.B-16L



Charger, Battery, Jig saw blade set, Cover Plate, Dust Nozzle (country-specific), Anti-Splintering Device, Hex Wrench

## DJV180 Cordless Jig Saw

18V

18V LXT Li-Ion Cordless Top Handle Jig Saw, 3 Orbital Settings Plus Straight Cutting, LED Light



Capacity	Wood: 135 mm (5-5/16")
	Steel: 10 mm (3/8")
Length of Stroke	26 mm (1")
Strokes Per Minute (SPM)	0 - 2,600
Dimensions (L x W x H)	257 x 73 x 208 mm (10-1/8 x 2-7/8 x 8-3/16")
Net weight	2.7 - 3 kg (6 - 6.7 lbs.)

Cutting capacity in wood : when cutting with optional blade No.B-16L



Charger, Battery, Jig saw blade set (No. B-10, BR-13, B-22; 2each), Cover Plate, Anti-Splintering Device, Hex Wrench

## DJV184 Cordless Jig Saw

18V

18V LXT BL Cordless Top Handle Jig Saw, 3 Orbital Settings Plus Straight Cutting, LED Light



Capacity	Wood: 135 mm (5-5/16")
	Steel: 10 mm (3/8")
	Aluminum: 20 mm (25/32")
Length of Stroke	23 mm (7/8")
Strokes Per Minute (SPM)	0 - 3,000
Dimensions (L x W x H)	259 x 78 x 205 mm (10-1/4 x 3-1/16 x 8-1/8")
Net weight	2.1 - 2.5 kg (4.6 - 5.5 lbs.)



Jig Saw Blade, Hex Wrench, Cover Plate, Dust Nozzle (country-specific), Dust Cover (country-specific), Battery, Charger

## JV103D Cordless Jig Saw

12V max

12V max CXT BL Brushless Cordless Top Handle Jig Saw, 3 Orbital Settings Plus Straight Cutting, LED Light



Max Cutting Capacity at 0° Wood / Aluminum / Mild Steel:	90 / 20 / 10 mm (3-1/2 / 13/16 / 3/8")
Length of Stroke	23 mm (7/8")
Strokes Per Minute (SPM)	800 - 3,000
Dimensions (L x W x H)	237 x 76 x 206 mm (9-3/8 x 3 x 8-1/8")
Net weight	1.9 - 2 kg (4.1 - 4.4 lbs.)



Jig Saw Blade, Hex Wrench, Cover Plate (country-specific), Dust Nozzle (country-specific), Dust Cover (country-specific), Battery, Charger

## JV102D Cordless Jig Saw

12V max

12V max CXT BL Brushless Cordless Barrel Handle Jig Saw, 3 Orbital Settings Plus Straight Cutting, LED Light



Max Cutting Capacity at 0° Wood / Aluminum / Mild Steel:	90 / 20 / 10 mm (3-1/2 / 13/16 / 3/8")
Length of Stroke	23 mm (7/8")
Strokes Per Minute (SPM)	800 - 3,000
Dimensions (L x W x H)	237 x 76 x 186 mm (9-3/8 x 3 x 7-3/8")
Net weight	1.8 - 1.9 kg (3.9 - 4.2 lbs.)



Jig Saw Blade, Hex Wrench, Cover Plate (country-specific), Dust Nozzle (country-specific), Dust Cover (country-specific), Battery, Charger

## JV101D Cordless Jig Saw

12V max

12V max CXT Li-Ion Cordless Top Handle Jig Saw



Max Cutting Capacity at 0° Wood / Aluminum / Mild Steel:	65 / 4 / 2 mm (2-9/16 / 5/32 / 1/16")
Length of Stroke	18 mm (11/16")
Strokes Per Minute (SPM)	0 - 2,900
Dimensions (L x W x H)	232 x 76 x 196 mm (9-1/8 x 3 x 7-3/4")
Net weight	1.8 - 1.9 kg (3.9 - 4.3 lbs.)



Jig Saw Blade, Hex Wrench, Guide Rule (country-specific), Battery, Charger

# Sawing

## JV183D

Cordless Jig Saw

18V

18V Li-Ion Cordless Top Handle Jig Saw, 3 Orbital Settings Plus Straight Cutting, G-Battery



Capacity	Wood: 65 mm (2-9/16") Steel: 6 mm (1/4")
Length of Stroke	18 mm (11/16")
Strokes Per Minute (SPM)	0 - 2,900
Dimensions (L x W x H)	248 x 76 x 196 mm (9-3/4 x 3 x 7-3/4")
Net weight	2 kg (4.4 lbs.)



Charger, Battery, Jig Saw Blade, Hex Wrench

## JV143D

Cordless Jig Saw

14.4V

14.4V Li-Ion Cordless Top Handle Jig Saw, 3 Orbital Settings Plus Straight Cutting, G-Battery



Capacity	Wood: 65 mm (2-9/16") Steel: 6 mm (1/4")
Length of Stroke	18 mm (11/16")
Strokes Per Minute (SPM)	0 - 2,900
Dimensions (L x W x H)	245 x 76 x 196 mm (9-5/8 x 3 x 7-3/4")
Net weight	1.9 - 2 kg (4.3 lbs.)



Charger, Battery, Jig Saw Blade, Hex Wrench

## 4350FCT

Jig Saw

720 W Top Handle Jig Saw, 3 Orbital Settings Plus Straight Cutting, LED Light



Continuous rating Input	720W
Capacity	Wood: 135 mm (5-5/16") Steel: 10 mm (3/8")
Length of Stroke	26 mm (1")
Strokes Per Minute (SPM)	800 - 2,800
Dimensions (L x W x H)	236 x 73 x 207 mm (9-1/4 x 2-7/8 x 8-1/8")
Net weight	2.7 kg (5.8 lbs.)
Power supply cord	2.5 m (8.2 ft)



Jig saw blade set (No. B-10, BR-13, B-22; 2 each), Hex Wrench, Cover Plate, Anti-Splintering Device

## 4350CT

Jig Saw

720 W Top Handle Jig Saw, 3 Orbital Settings Plus Straight Cutting



Continuous rating Input	720W
Capacity	Wood: 135 mm (5-5/16") Steel: 10 mm (3/8")
Length of Stroke	26 mm (1")
Strokes Per Minute (SPM)	800 - 2,800
Dimensions (L x W x H)	236 x 73 x 207 mm (9-1/4 x 2-7/8 x 8-1/8")
Net weight	2.7 kg (5.8 lbs.)
Power supply cord	2.5 m (8.2 ft)



Jig saw blade set (No. B-10, BR-13, B-22; 2 each), Hex Wrench, Cover Plate, Anti-Splintering Device

## 4351FCT

Jig Saw

720 W Barrel Handle Jig Saw, 3 Orbital Settings Plus Straight Cutting, LED Light



Continuous rating Input	720W
Capacity	Wood: 135 mm (5-5/16") Steel: 10 mm (3/8")
Length of Stroke	26 mm (1")
Strokes Per Minute (SPM)	800 - 2,800
Dimensions (L x W x H)	271 x 73 x 187 mm (10-11/16 x 2-7/8 x 7-3/8")
Net weight	2.6 kg (5.7 lbs.)
Power supply cord	2.5 m (8.2 ft)



Jig saw blade set (No. B-10, BR-13, B-22; 2 each), Hex Wrench, Cover Plate, Anti-Splintering Device

## 4351CT

Jig Saw

720 W Barrel Handle Jig Saw, 3 Orbital Settings Plus Straight Cutting



Continuous rating Input	720W
Capacity	Wood: 135 mm (5-5/16") Steel: 10 mm (3/8")
Length of Stroke	26 mm (1")
Strokes Per Minute (SPM)	800 - 2,800
Dimensions (L x W x H)	271 x 73 x 187 mm (10-11/16 x 2-7/8 x 7-3/8")
Net weight	2.6 kg (5.7 lbs.)
Power supply cord	2.5 m (8.2 ft)



Jig saw blade set (No. B-10, BR-13, B-22; 2 each), Hex Wrench, Cover Plate, Anti-Splintering Device

## 4350T

Jig Saw

580 W Top Handle Jig Saw, 3 Orbital Settings Plus Straight Cutting



Continuous rating Input	580W
Capacity	Wood: 135 mm (5-5/16") Steel: 10 mm (3/8")
Length of Stroke	26 mm (1")
Strokes Per Minute (SPM)	2,800
Dimensions (L x W x H)	236 x 73 x 207 mm (9-1/4 x 2-7/8 x 8-1/8")
Net weight	2.7 kg (5.8 lbs.)
Power supply cord	2.5 m (8.2 ft)



Jig saw blade set (No. B-10, BR-13, B-22; 2 each), Hex Wrench, Cover Plate, Anti-Splintering Device

## 4351T

Jig Saw

580 W Barrel Handle Jig Saw, 3 Orbital Settings Plus Straight Cutting



Continuous rating Input	580W
Capacity	Wood: 135 mm (5-5/16") Steel: 10 mm (3/8")
Length of Stroke	26 mm (1")
Strokes Per Minute (SPM)	2,800
Dimensions (L x W x H)	271 x 73 x 187 mm (10-11/16 x 2-7/8 x 7-3/8")
Net weight	2.6 kg (5.7 lbs.)
Power supply cord	2.5 m (8.2 ft)



Jig saw blade set (No. B-10, BR-13, B-22; 2 each), Hex Wrench, Cover Plate, Anti-Splintering Device

# Sawing

## JV0600

### Jig Saw

650 W Top Handle Jig Saw, 3 Orbital Settings Plus Straight Cutting



Continuous rating Input	650W
Capacity	Wood: 90 mm (3-1/2") Steel: 10 mm (3/8")
Length of Stroke	23 mm (7/8")
Strokes Per Minute (SPM)	500 - 3,100
Dimensions (L x W x H)	236 x 77 x 199 mm (9-1/4 x 3 x 7-7/8")
Net weight	2.4 kg (5.3 lbs.)
Power supply cord	2.5 m (8.2 ft)



Jig Saw Blade, Hex Wrench

## 4329

### Jig Saw

450 W Top Handle Jig Saw, 3 Orbital Settings Plus Straight Cutting, Aluminum Die-Cast Base



Continuous rating Input	450W
Max Cutting Capacity at 0° Wood:	65 mm (2-9/16")
	Steel: 6 mm (1/4")
Length of Stroke	18 mm (11/16")
Strokes Per Minute (SPM)	500 - 3,100
Dimensions (L x W x H)	223 x 77 x 197 mm (8-3/4 x 3 x 7-3/4")
Net weight	1.9 kg (4.2 lbs.)
Power supply cord	2.0 m (6.6 ft)



Jig Saw Blade, Hex Wrench

## 4328

### Jig Saw

450 W Top Handle Jig Saw, 3 Orbital Settings Plus Straight Cutting, Steel Plate Base



Continuous rating Input	450W
Max Cutting Capacity at 0° Wood:	65 mm (2-9/16")
	Steel: 6 mm (1/4")
Length of Stroke	18 mm (11/16")
Strokes Per Minute (SPM)	500 - 3,100
Dimensions (L x W x H)	217 x 77 x 197 mm (8-1/2 x 3 x 7-3/4")
Net weight	1.8 kg (4 lbs.)
Power supply cord	2.0 m (6.6 ft)



Jig Saw Blade, Hex Wrench

## 4327

### Jig Saw

450 W Top Handle Jig Saw



Continuous rating Input	450W
Capacity	Wood: 65 mm (2-9/16") Steel: 6 mm (1/4")
Length of Stroke	18 mm (11/16")
Strokes Per Minute (SPM)	500 - 3,100
Dimensions (L x W x H)	224 x 77 x 197 mm (8-7/8 x 3 x 7-3/4")
Net weight	1.9 kg (4.2 lbs.)
Power supply cord	2.0 m (6.6 ft)



Jig Saw Blade, Hex Wrench

## 4326

### Jig Saw

450 W Top Handle Jig Saw



Continuous rating Input	450W
Capacity	Wood: 65 mm (2-9/16") Steel: 6 mm (1/4")
Length of Stroke	18 mm (11/16")
Strokes Per Minute (SPM)	3,100
Dimensions (L x W x H)	224 x 77 x 197 mm (8-7/8 x 3 x 7-3/4")
Net weight	1.9 kg (4.2 lbs.)
Power supply cord	2.0 m (6.6 ft)



Jig Saw Blade, Hex Wrench

## 4300BV

### Jig Saw

390 W Variable Speed Jig Saw



Continuous rating Input	390W
Capacity	Wood: 55 mm (2-1/8") Steel: 6 mm (1/4")
Length of Stroke	26 mm (1")
Strokes Per Minute (SPM)	0 - 3,100
Overall Length	225 mm (8-7/8")
Net weight	2.5 kg (5.5 lbs.)
Power supply cord	2.5 m (8.2 ft)



Jig saw blade set, Rip Fence (Guide Rule), Circular Guide, Hex Wrench

## JR002G

### Cordless Recipro Saw

40V max

40Vmax XGT BL AVT Cordless Recipro Saw



new

Length of Stroke	32 mm (1-1/4")
Strokes Per Minute (SPM)	0 - 3,000
Capacity	Pipe / Wood: 130 / 255 mm (5-1/8 / 10") w/ BL4020 / BL4025 : 436 x 97 x 250 mm (17-1/8 x 3-13/16 x 9-7/8")
Net weight	4.6 - 5.2 kg (10.1 - 11.5 lbs.)

XGT BL AVT XPT



Recipro Saw Blades, Charger, Battery

## JR001G

### Cordless Recipro Saw

40V max

40Vmax XGT BL Brushless Cordless Recipro Saw



Length of Stroke	32 mm (1-1/4")
Strokes Per Minute (SPM)	High / Low: 0 - 3,000 / 0 - 2,300
Capacity	Pipe / Wood: 130 / 255 mm (5-1/8 / 10") w/ BL4020 / BL4025 : 457 x 88 x 233 mm (18 x 3-1/2 x 9-1/8") w/ BL4040: 472 x 88 x 239 mm (18-5/8 x 3-1/2 x 9-3/8")
Net weight	4.2 - 4.5 kg (9.3 - 9.9 lbs.)

XGT BL XPT



Recipro Saw Blades, Charger, Battery

# Sawing

**DJR360** Cordless Recipro Saw **18V x2**

**18V X2 (36V) LXT BL Brushless Cordless Recipro Saw**



Length of Stroke	32 mm (1-1/4")
Strokes Per Minute (SPM)	High / Low: 0 - 3,000 / 0 - 2,300
Capacity	Pipe / Wood: 130 / 255 mm (5-1/8" / 10")
Dimensions (L x W x H)	449 x 116 x 243 mm (17-3/4 x 4-9/16 x 9-9/16")
Net weight	4 - 4.7 kg (8.9 - 10.3 lbs.)

**LXT BL XPT**



Recipro Saw Blades, Charger, Battery

**DJR187** Cordless Recipro Saw **18V**

**18V LXT BL Brushless Cordless Recipro Saw**



Length of Stroke	32 mm (1-1/4")
Strokes Per Minute (SPM)	High / Low: 0 - 3,000 / 0 - 2,300
Capacity	Pipe / Wood: 130 / 255 mm (5-1/8" / 10")
Dimensions (L x W x H)	439 x 83 x 231 mm (17-1/4 x 3-1/4 x 9-1/8")
Net weight	3.4 - 3.8 kg (7.6 - 8.3 lbs.)

**LXT BL XPT**



Recipro Saw Blades, Charger, Battery

**DJR188** Cordless Recipro Saw **18V**

**18V LXT BL Brushless Cordless Recipro Saw**



Length of Stroke	20 mm (13/16")
Strokes Per Minute (SPM)	0 - 3,000
Capacity	Pipe / Wood: 130 / 255 mm (5-1/8" / 10")
Dimensions (L x W x H)	w/ BL1830B / BL1840B / BL1850B / BL1860B: 316 x 81 x 220 mm (12-1/2 x 3-3/16 x 8-5/8")
Net weight	2.6 - 2.9 kg (5.7 - 6.4 lbs.)

**LXT BL XPT**



Recipro Saw Blades, Battery, Charger

**DJR186** Cordless Recipro Saw **18V**

**18V LXT Li-Ion Cordless Recipro Saw**



Length of Stroke	32 mm (1-1/4")
Strokes Per Minute (SPM)	0 - 2,800
Capacity	Pipe / Wood: 130 / 255 mm (5-1/8" / 10")
Dimensions (L x W x H)	486 x 81 x 223 mm (19-1/8 x 3-3/16 x 8-3/4")
Net weight	3.5 - 3.8 kg (7.6 - 8.3 lbs.)

**LXT XPT**



Recipro Saw Blades, Charger, Battery

**DJR183** Cordless Recipro Saw **18V**

**18V LXT Li-Ion Cordless Compact Recipro Saw**



Length of Stroke	13 mm (1/2")
Strokes Per Minute (SPM)	0 - 3,000
Capacity	Pipe / Wood: 50 / 50 mm (2 / 2")
Dimensions (L x W x H)	392 x 81 x 209 mm (15-1/2 x 3-3/16 x 8-1/4")
Net weight	1.5 - 1.7 kg (3.3 - 3.8 lbs.)

**LXT**



Charger, Battery, Recipro Saw Blades

**DJR185** Cordless Recipro Saw **18V**

**18V LXT Li-Ion Cordless Compact Recipro Saw**



Length of Stroke	13 mm (1/2")
Strokes Per Minute (SPM)	0 - 3,000
Capacity	Pipe / Wood: 50 / 50 mm (2 / 2")
Dimensions (L x W x H)	392 x 81 x 209 mm (15-1/2 x 3-3/16 x 8-1/4")
Net weight	1.5 - 1.8 kg (3.4 - 4.1 lbs.)

**LXT**



Tool less blade change

Charger, Battery, Recipro Saw Blades

**JR103D** Cordless Recipro Saw **12V max**

**12V max CXT Li-Ion Cordless Recipro Saw**



Length of Stroke	13 mm (1/2")
Strokes Per Minute (SPM)	0 - 3,300
Capacity	Pipe / Wood: 50 / 50 mm (2 / 2")
Dimensions (L x W x H)	376 x 66 x 186 mm (14-3/4 x 2-5/8 x 7-3/8")
Net weight	1.3 - 1.5 kg (2.9 - 3.3 lbs.)

**CXT**



Battery, Charger, Recipro Saw Blades, Hex Wrench

**JR105D** Cordless Recipro Saw **12V max**

**12V max CXT Li-Ion Cordless Recipro Saw**



Length of Stroke	13 mm (1/2")
Strokes Per Minute (SPM)	0 - 3,300
Capacity	Pipe / Wood: 50 / 50 mm (2 / 2")
Dimensions (L x W x H)	376 x 66 x 186 mm (14-3/4 x 2-5/8 x 7-3/8")
Net weight	1.3 - 1.5 kg (2.9 - 3.2 lbs.)

**CXT**



Tool less blade change

Battery, Charger, Recipro Saw Blades, Hex Wrench



# Sawing

## JR3070CT

Recipro Saw

### 1,510 W AVT Recipro Saw



Continuous rating Input	1,510W
Length of Stroke	32 mm (1-1/4")
Strokes Per Minute (SPM)	0 - 2,800
Capacity	Pipe: 130 mm (5-1/8") Wood: 255 mm (10")
Overall Length	485 mm (19-1/8")
Net weight	4.6 kg (10 lbs.)
Power supply cord	2.5 m (8.2 ft)

**AVT**



Recipro Saw Blades

## JR3061T

Recipro Saw

### 1,250 W Recipro Saw



Continuous rating Input	1,250W
Length of Stroke	32 mm (1-1/4")
Strokes Per Minute (SPM)	0 - 3,000
Capacity	Pipe: 130 mm (5-1/8") Wood: 255 mm (10")
Dimensions (L x W x H)	487 x 95 x 177 mm (19-3/16 x 3-3/4 x 7")
Net weight	3.8 kg (8.4 lbs.)
Power supply cord	2.5 m (8.2 ft)



Recipro Saw Blades

## JR3051T

Recipro Saw

### 1,200 W Recipro Saw



Continuous rating Input	1,200W
Length of Stroke	30 mm (1-3/16")
Strokes Per Minute (SPM)	0 - 3,000
Capacity	Pipe: 130 mm (5-1/8") Wood: 255 mm (10")
Dimensions (L x W x H)	447 x 97 x 176 mm (17-5/8 x 3-13/16 x 6-15/16")
Net weight	3.2 - 3.3 kg (7.1 - 7.3 lbs.)
Power supply cord	2.5 m (8.2 ft)



Recipro Saw Blades

## JR1000FT

Recipro Saw

### 340 W Recipro Saw



Continuous rating Input	340W
Length of Stroke	14 mm (9/16")
Strokes Per Minute (SPM)	0 - 4,800
Capacity	Pipe: 25.4 mm (1") Wood: 55 mm (2-3/16")
Dimensions (L x W x H)	345 x 65 x 96 mm (13-5/8 x 2-9/16 x 3-3/4")
Net weight	1.6 kg (3.5 lbs.)
Power supply cord	2.5 m (8.2 ft)



Jig saw blade set, Hex Wrench

## DSD180

Cordless Drywall Saw

18V

### 18V LXT Li-Ion Cordless Drywall Saw



Strokes Per Minute (SPM)	0 - 6,000
Length of Stroke	6 mm (1/4")
Capacity	Drywall: 30 mm (1-3/16") Wood: 15 mm (9/16")
Dimensions (L x W x H)	263 x 79 x 291 mm (10-3/8 x 3-1/8 x 11-3/8")
Net weight	1.7 - 2 kg (3.8 - 4.5 lbs.)

**LXT**



Blade, Blade Cover, Base Cover, Hex Wrench, Battery, Charger

## SD100D

Cordless Drywall Saw

12V max

### 12V max CXT Li-Ion Cordless Drywall Saw



Strokes Per Minute (SPM)	0 - 6,000
Length of Stroke	6 mm (1/4")
Capacity	Drywall: 30 mm (1-3/16") Wood: 15 mm (9/16")
Dimensions (L x W x H)	239 x 79 x 266 mm (9-3/8 x 3-1/8 x 10-1/2")
Net weight	1.4 - 1.6 kg (3.2 - 3.5 lbs.)

**CXT**



Blade, Blade Cover, Base Cover, Hex Wrench, Battery, Charger

## SJ401

Scroll Saw

### 406 mm (16") 50 W Variable Speed Scroll Saw



Continuous rating Input	50W
Capacity	Thickness of cut: 50 mm (2") Throat: 406 mm (16")
Length of Stroke	18 mm (11/16")
Strokes Per Minute (SPM)	400 - 1,600
Overall Length	600 mm (23-5/8")
Net weight	14 kg (30.87 lbs.)



Saw blade x6, Hex Wrench, Blade Change Rod

## Multi Function Power Head

### DTM52 / DTM51 / DTM50 / TM30D / TM3010C / TM3000C












p.141

# PRODUCTS

## Milling/Planing




-  Double Insulation
-  Variable Speed
-  Brake
-  Constant Speed
-  Soft Start
-  Dust Collection
-  Built-in Job Light
-  Carrying Case
-  Wooden Carrying Case

# Milling/Planing

## DPJ180 Cordless Plate Joiner 18V

### 18V LXT Li-Ion Cordless Plate Joiner



Wheel Diameter	100 mm (4")
Blade Diameter	100 mm (4")
Hole Diameter	22 mm (7/8")
Max Cutting Depth	20 mm (3/4")
No Load Speed (RPM)	6,500
Dimensions (L x W x H)	351 x 139 x 149 mm (13-3/4 x 5-1/2 x 5-7/8")
Net weight	2.8 - 3.1 kg (6.2 - 6.8 lbs.)

**LXT**



Charger, Battery, Cutter Blade, Angle Guide, Lock Nut Wrench, Set Plate, Dust Bag

## PJ7000 Plate Joiner

### 701 W Plate Joiner



Continuous rating Input	701W
Blade Diameter	100 mm (4")
No Load Speed (RPM)	11,000
Hole Diameter	22 mm (7/8")
Wheel Diameter	100 mm (4")
Dimensions (L x W x H)	302 x 139 x 145 mm (11-7/8 x 5-1/2 x 5-3/4")
Net weight	2.8 kg (6.2 lbs.)
Power supply cord	2.5 m (8.2 ft)



Cutter Blade, Angle Guide, Dust Bag, Set Plate, Lock Nut Wrench

## KP001G Cordless Planer 40V max

### 40Vmax XGT BL AWS ADT Cordless 82 mm (3-1/4") Planer

**new**



Planing Width	82 mm (3-1/4")
Planing Depth	4 mm (5/32")
Shiplapping	25 mm (1")
No Load Speed (RPM)	15,000
Dimensions (L x W x H)	379 x 156 x 166 mm (14-7/8 x 6-1/8 x 6-1/2")
Net weight	3.8 - 4.4 kg (8.3 - 9.6 lbs.)

**XGT BL AWS ADT**



Planer Blade, Blade Gauge, Guide Rule, Depth Guide, Socket Wrench, Sharpening Holder Assembly (for resharpenable blade), Wireless Unit (country-specific), Battery, Charger

## DKP181 Cordless Planer 18V

### 18V LXT BL AWS ADT Cordless 82 mm (3-1/4") Planer



Planing Width	82 mm (3-1/4")
Planing Depth	3 mm (1/8")
Shiplapping	25 mm (1")
No Load Speed (RPM)	12,000
Dimensions (L x W x H)	w/ BL1830B / BL1840B / BL1850B / BL1860B : 366 x 156 x 166 mm (14-3/8 x 6-1/8 x 6-1/2")
Net weight	3.3 - 3.6 kg (7.3 - 7.9 lbs.)

**LXT BL AWS ADT**



Planer Blade, Blade Gauge, Guide Rule, Depth Guide, Socket Wrench, Sharpening Holder Assembly (for resharpenable blade), Wireless Unit (country-specific), Battery, Charger

## DKP180 Cordless Planer 18V

### 18V LXT Li-Ion Cordless 82 mm (3-1/4") Planer



Planing Width	82 mm (3-1/4")
Planing Depth	2.0 mm (5/64")
Shiplapping	9 mm (11/32")
No Load Speed (RPM)	15,000
Dimensions (L x W x H)	w/ BL1830B / BL1840B / BL1850B / BL1860B : 333 x 157 x 160 mm (13-1/8 x 6-3/16 x 6-5/16")
Net weight	3.2 - 3.5 kg (7.1 - 7.9 lbs.)

**LXT**



Planer Blade, Blade Gauge, Guide Rule, Socket Wrench, Dust Nozzle

## 1805N Power Planer

### 155 mm (6-1/8") 1,140 W Power Planer



Continuous rating Input	1,140W
Planing Width	155 mm (6-1/8")
Planing Depth	2 mm (1/16")
No Load Speed (RPM)	15,000
Overall Length	445 mm (17-1/2")
Net weight	7.9 kg (17.3 lbs.)
Power supply cord	5.0 m (16.4 ft)



Sharpening Holder Assembly, Blade Gauge, Socket Wrench, Planer Blade

## 1804N Power Planer

### 136 mm (5-3/8") 960 W Power Planer



Continuous rating Input	960W
Planing Width	136 mm (5-3/8")
Planing Depth	3 mm (1/8")
No Load Speed (RPM)	16,000
Overall Length	445 mm (17-1/2")
Net weight	7.9 kg (17.4 lbs.)
Power supply cord	5.0 m (16.4 ft)



Sharpening Holder Assembly, Blade Gauge, Socket Wrench, Planer Blade

## 1911B Power Planer

### 110 mm (4-3/8") 840 W Power Planer



Continuous rating Input	840W
Planing Width	110 mm (4-3/8")
Planing Depth	2 mm (1/16")
No Load Speed (RPM)	16,000
Overall Length	355 mm (14")
Net weight	4.1 kg (9.1 lbs.)
Power supply cord	5.0 m (16.4 ft)



Sharpening Holder Assembly, Blade Gauge, Socket Wrench, Planer Blade

# Milling/Planing

## KP0810C Power Planer

82 mm (3-1/4") 1,050 W Power Planer



Continuous rating Input	1,050W
Planing Width	82 mm (3-1/4")
Planing Depth	4 mm (5/32")
Shiplapping	25 mm (1")
No Load Speed (RPM)	12,000
Dimensions (L x W x H)	290 x 168 x 176 mm (11-3/8 x 6-5/8 x 6-15/16")
Net weight	3.4 kg (7.5 lbs.)
Power supply cord	2.5 m (8.2 ft)



Blade Gauge, Depth Guide, Guide Rule, Planer Blade, Socket Wrench

## KP0810 Power Planer

82 mm (3-1/4") 850 W Power Planer



Continuous rating Input	850W
Planing Width	82 mm (3-1/4")
Planing Depth	4 mm (5/32")
Shiplapping	25 mm (1")
No Load Speed (RPM)	16,000
Dimensions (L x W x H)	290 x 168 x 176 mm (11-3/8 x 6-5/8 x 6-15/16")
Net weight	3.3 kg (7.3 lbs.)
Power supply cord	2.5 m (8.2 ft)



Blade Gauge, Depth Guide, Guide Rule, Planer Blade, Socket Wrench

## 1100 Power Planer

82 mm (3-1/4") 750 W Power Planer



Continuous rating Input	750W
Planing Width	82 mm (3-1/4")
Planing Depth	3 mm (1/8")
Shiplapping	20 mm (3/4")
No Load Speed (RPM)	18,000
Overall Length	415 mm (16-3/8")
Net weight	5.1 kg (11.2 lbs.)
Power supply cord	5.0 m (16.4 ft)



Sharpening Holder Assembly, Blade Gauge, Socket Wrench, Planer Blade, Guide Rule

## KP0800 Power Planer

82 mm (3-1/4") 620 W Planer



Continuous rating Input	620W
Planing Width	82 mm (3-1/4")
Planing Depth	2.5 mm (3/32")
Shiplapping	9 mm (11/32")
No Load Speed (RPM)	17,000
Dimensions (L x W x H)	285 x 158 x 158 mm (11-1/4 x 6-1/4 x 6-1/4")
Net weight	2.8 kg (6.2 lbs.)
Power supply cord	2.5 m (8.2 ft)



Planer Blade, Blade Gauge, Guide Rule, Socket Wrench, Dust Nozzle

## 1600 Power Planer

80 mm (3-1/8") 750 W Power Planer



Continuous rating Input	750W
Planing Width	80 mm (3-1/8")
Planing Depth	3 mm (1/8")
No Load Speed (RPM)	16,000
Overall Length	375 mm (14-3/4")
Net weight	5.3 kg (11.8 lbs.)
Power supply cord	5.0 m (16.4 ft)



Sharpening Holder Assembly, Triangular Rule, Socket Wrench, Planer Blade

## KP312S Planer

312 mm (12-1/4") 2,200 W Planer



Continuous rating Input	2,200W
Planing Width	312 mm (12-1/4")
Cutting Width	312 mm (12-1/4")
Cutting Depth	Cutting width 0-150 mm: 3.5 mm (1/8") Cutting width 150-240 mm: 2.0 mm (1/16") Cutting width 240-312 mm: 1.5 mm (1/16")
No Load Speed (RPM)	12,000
Overall Length	551 mm (21-3/4")
Net weight	18.4 kg (40.6 lbs.)
Power supply cord	10 m (33 ft)



Triangular Rule, Nozzle, Joint, Wrench

## KP312 Planer

312 mm (12-1/4") 1,700 W Planer



Continuous rating Input	1,700W
Planing Width	312 mm (12-1/4")
Cutting Width	312 mm (12-1/4")
Cutting Depth	Cutting width 0-150 mm: 3.5 mm (1/8") Cutting width 150-240 mm: 2.0 mm (1/16") Cutting width 240-312 mm: 1.5 mm (1/16")
No Load Speed (RPM)	12,000
Overall Length	551 mm (21-3/4")
Net weight	18.4 kg (40.6 lbs.)
Power supply cord	10 m (33 ft)



Triangular Rule, Wrench

## 2012NB Planer

304 mm (12") 1,650 W Planer



Continuous rating Input	1,650W
Planing Width	304 mm (12")
Cutting Width	304 mm (12")
Cutting Depth	Cutting width 0-150 mm: 3 mm (1/8") Cutting width 150-240 mm: 1.5 mm (1/16")
Feed rate/min.	8.5 m (27.9 ft)
No Load Speed (RPM)	8,500
Dimensions (L x W x H)	483 x 771 x 401 mm (19 x 30-3/8 x 15-13/16")
Net weight	27.1 - 27.6 kg (59.7 - 60.9 lbs.)
Power supply cord	2.5 m (8.2 ft)



Socket Wrench, Hex Wrench, Magnetic Holder

# Milling/Planing

## PC5000C Concrete Planer

125 mm (5") 1,400 W Concrete Planer



Continuous rating Input	1,400W
Wheel Diameter	125 mm (5")
Hole Diameter	22.23 mm (7/8")
No Load Speed (RPM)	10,000
Dimensions (L x W x H)	437 x 235 x 195 mm (17-1/8 x 9-1/4 x 7-5/8")
Net weight	4 kg (8.9 lbs.)
Power supply cord	5.0 m (16.4 ft)



Offset Diamond Wheel, Lock Nut Wrench, Hex Wrench, Dust Bag, Brush set

## PC5001C Concrete Planer

125 mm (5") 1,400 W Concrete Planer



Continuous rating Input	1,400W
Wheel Diameter	125 mm (5")
Hole Diameter	22.23 mm (7/8")
No Load Speed (RPM)	10,000
Dimensions (L x W x H)	479 x 182 x 195 mm (18-13/16 x 7-1/8 x 7-5/8")
Net weight	4 kg (8.9 lbs.)
Power supply cord	5 m (16.4 ft)



Offset Diamond Wheel, Lock Nut Wrench, Hex Wrench, Dust Bag, Brush set

## PC5010C Concrete Planer

125 mm (5") 1,400 W SJS II Variable Speed Concrete Planer



Continuous rating Input	1,400W
Wheel Diameter	125 mm (5")
Hole Diameter	22.23 mm (7/8")
No Load Speed (RPM)	4,000 - 9,000
Dimensions (L x W x H)	350 x 231 x 179 mm (13-3/4 x 9-1/8 x 7")
Net weight	2.5 - 3.6 kg (5.5 - 7.9 lbs.)
Power supply cord	4.0 m (13.1 ft)



Offset Diamond Wheel, Lock Nut Wrench

## 1002BA Curved Planer

110 mm (4-3/8") 1,050 W Curved Planer



Continuous rating Input	1,050W
Planing Width	110 mm (4-3/8")
Planing Depth	4 mm (5/32")
Max curved radial cuts	Concave: 300 mm (11-13/16")
No Load Speed (RPM)	15,000
Overall Length	339 mm (13-5/16")
Net weight	5.2 kg (11.4 lbs.)
Power supply cord	5.0 m (16.4 ft)



Sharpening Holder Assembly, Blade Gauge, Socket Wrench, Planer Blade

## 3501N Groove Cutter

120 mm (4-3/4") 1,160 W Groove Cutter



Continuous rating Input	1,160W
Max cutter blade size	Diameter x Width : 120 x 36 mm (4-3/4 x 1-3/8")
Max cutting depth	Cutter / Cutter : 30 mm (1-1/8") / 65 mm (2-1/2")
No Load Speed (RPM)	6,500
Overall Length	365 mm (14-3/8")
Net weight	7.2 kg (15.8 lbs.)
Power supply cord	5.0 m (16.4 ft)



Shipping Scale, Rip Fence (Guide Rule), Dressing Stone, Wrench x2, Saw Blade, Screwdriver, Cutter Blade

## DCO181 Cordless Cut-Out Tool

18V

18V LXT BL AWS Cordless 6.35 mm (1/4") Cut-Out Tool



Collet Capacity	3, 6 mm or 1/8, 1/4"
No Load Speed (RPM)	32,000
Circumference of Grip	210 mm (8-1/4")
Portion	
Dimensions (L x W x H)	w/ BL1830B / BL1840B / BL1850B / BL1860B : 311 x 79 x 117 mm (12-1/4 x 3-1/8 x 4-5/8")
Net weight	1.4 - 1.7 kg (3.1 - 3.7 lbs.)



Drywall Guide Bit, Collet Cone, Dust Collection Cover, Wrench, Battery, Charger

## DCO180 Cordless Cut-Out Tool

18V

18V LXT Li-Ion Cordless 6.35 mm (1/4") Cut-Out Tool



Collet Capacity	3, 18, 6.35 mm or 1/8, 1/4"
No Load Speed (RPM)	30,000
Dimensions (L x W x H)	296 x 77 x 118 mm (11-5/8 x 3 x 4-5/8")
Net weight	1.5 - 1.8 kg (3.3 - 4 lbs.)



Diamond Wheel, Collet nut, Collet Cone, Collet Sleeve, Wrench, Wrench holder

## 3706 Cut-out Tool

6.35 mm (1/4") 550 W Cut-Out Tool



Continuous rating Input	550W
Collet Capacity	3, 18, 6.35 mm or 1/8, 1/4"
No Load Speed (RPM)	32,000
Overall Height	250 mm (9-7/8")
Net weight	1.1 kg (2.4 lbs.)
Power supply cord	3.0 m (10 ft)



Drywall Guide Bit, Collet nut, Collet Cone, Collet Sleeve, Wrench, Wrench holder

# Milling/Planing

## RT001G

Cordless Trimmer

40V max

40Vmax XGT BL AWS Cordless 6 mm (1/4"), 8 mm (3/8") Variable Speed Trimmer with Dual LED Lights

new



Collet Capacity	6, 8 mm or 1/4 - 3/8"
No Load Speed (RPM)	10,000 - 31,000
Plunge Capacity	w/ Trimmer Base: 0 - 40 mm (0 - 1-9/16") w/ Plunge Base: 0 - 35 mm (0 - 1-3/8")
Dimensions (L x W x H)	w/ BL4020 / BL4025 : 126 x 89 x 245 mm (5 x 3-1/2 x 9-5/8") w/ BL4040 : 141 x 89 x 261 mm (5-9/16 x 3-1/2 x 9-7/8")
Net weight	2.2 - 2.5 kg (4.9 - 5.5 lbs.)

XGT BL AWS XPT



Collet Cone, Trimmer Base Assembly, Straight Guide Assembly, Templet Guide (country-specific), Wrench, Trimmer Guide (country-specific), Dust Nozzle, Tilt Base Assembly (country-specific), Offset Base Assembly (country-specific), Plunge Base Assembly (country-specific), Battery, Charger

## DRT50

Cordless Trimmer

18V

18V LXT BL Brushless Cordless 6 mm (1/4"), 8 mm (3/8") Variable Speed Trimmer with Dual LED Lights



Collet Capacity	6, 8 mm or 1/4, 3/8"
No Load Speed (RPM)	10,000 - 30,000
Plunge Capacity	w/ Trimmer Base: 0 - 40 mm (0 - 1-9/16") w/ Plunge Base: 0 - 35 mm (0 - 1-3/8")
Dimensions (L x W x H)	w/ BL1815N / BL1820B: 134 x 89 x 208 (5-1/4 x 3-1/2 x 8-1/8)
Net weight	w/ BL1830B / BL1840B / BL1850B / BL1860B : 1.8 - 2.1 kg (3.9 - 4.6 lbs.)

LXT BL



Collet Cone, Trimmer Base Assembly, Straight Guide Assembly, Templet Guide, Wrench x2, Trimmer Guide, Battery, Charger

## RT0702C

Trimmer

6 mm (1/4"), 8 mm (3/8") 710 W Variable Speed Trimmer with Anti-Restart Function

new



Continuous rating Input	710W
Collet Capacity	6, 8 mm or 1/4, 3/8"
No Load Speed (RPM)	10,000 - 34,000
Dimensions (L x W x H)	89 x 89 x 210 mm (3-1/2 x 3-1/2 x 8-1/4")
Net weight	1.8 - 2.8 kg (4.0 - 6.2 lbs.)



## RT0700C

Trimmer

6 mm (1/4"), 8 mm (3/8") 710 W Variable Speed Trimmer



Continuous rating Input	710W
Collet Capacity	6, 8 mm or 1/4, 3/8"
No Load Speed (RPM)	10,000 - 30,000
Dimensions (L x W x H)	89 x 89 x 200 mm (3-1/2 x 3-1/2 x 7-7/8")
Net weight	1.8 - 2.7 kg (3.9 - 6 lbs.)
Power supply cord	2.5 m (8.2 ft)



Collet Cone, Trimmer Base Assembly, Straight Guide Assembly, Templet Guide, Wrench x2, Dust Nozzle (country-specific), Tilt Base Assembly (country-specific), Plunge Base Assembly (country-specific), Offset Base Assembly (country-specific)

## 3712

Trimmer

6 mm (1/4") 530 W Tilt Base Trimmer

new



Continuous rating Input	530W
Collet Capacity	6 mm or 1/4"
No Load Speed (RPM)	32,000
Plunge Capacity	0 - 42 mm (0 - 1-5/8")
Dimensions (L x W x H)	102 x 122 x 314 mm (4 x 4-13/16 x 12-3/8")
Net weight	1.7 kg (3.7 lbs.)
Power supply cord	2.5 m (8.2 ft)



Collet Cone, Trimmer Guide, Straight Guide Assembly, Templet Guide, Straight Bit, Chip Deflector, Wrench

## 3711

Trimmer

6 mm (1/4") 530 W Fixed Base Trimmer

new



Continuous rating Input	530W
Collet Capacity	6 mm or 1/4"
No Load Speed (RPM)	32,000
Plunge Capacity	0 - 42 mm (0 - 1-5/8")
Dimensions (L x W x H)	82 x 90 x 211 mm (3-1/4 x 3-1/2 x 8-5/16")
Net weight	1.5 kg (3.3 lbs.)
Power supply cord	2.5 m (8.2 ft)



Collet Cone, Trimmer Guide, Straight Guide Assembly, Templet Guide, Straight Bit, Chip Deflector, Wrench

## 3710

Trimmer

6 mm (1/4") 530 W Tilt Base Trimmer

new



Continuous rating Input	530W
Collet Capacity	6 mm or 1/4"
No Load Speed (RPM)	30,000
Dimensions (L x W x H)	102 x 122 x 302 mm (4 x 4-13/16 x 11-7/8")
Net weight	1.5 kg (3.3 lbs.)
Power supply cord	2.5 m (8.2 ft)



Collet Cone, Trimmer Guide, Straight Guide Assembly, Templet Guide, Straight Bit, Wrench x2

## 3709

Trimmer

6 mm (1/4") 530 W Fixed Base Trimmer

new



Continuous rating Input	530W
Collet Capacity	6 mm or 1/4"
No Load Speed (RPM)	30,000
Dimensions (L x W x H)	82 x 90 x 199 mm (3-1/4 x 3-1/2 x 7-7/8")
Net weight	1.5 kg (3.3 lbs.)
Power supply cord	2.5 m (8.2 ft)



Collet Cone, Trimmer Guide, Straight Guide Assembly, Templet Guide, Straight Bit, Chip Deflector, Wrench x2

# Milling/Planing

## 3708FC Trimmer

### 6 mm (1/4") 500 W Tilt Base Trimmer with LED Light



Continuous rating Input	500W
Collet Capacity	6 mm or 1/4"
No Load Speed (RPM)	26,000
Dimensions (L x W x H)	103 x 117 x 308 mm (4-1/16 x 4-13/16 x 12-1/2")
Net weight	1.3 kg (2.9 lbs.)
Power supply cord	2.5 m (8.2 ft)



Trimmer Guide, Straight Guide Assembly, Templet Guide, Straight Bit, Wrench x2

## 3708F Trimmer

### 6 mm (1/4") 440 W Tilt Base Trimmer with LED Light



Continuous rating Input	440W
Collet Capacity	6 mm or 1/4"
No Load Speed (RPM)	35,000
Dimensions (L x W x H)	103 x 117 x 308 mm (4-1/16 x 4-13/16 x 12-1/2")
Net weight	1.3 kg (2.8 lbs.)
Power supply cord	2.5 m (8.2 ft)



Trimmer Guide, Straight Guide Assembly, Templet Guide, Straight Bit, Wrench x2

## 3707 Trimmer

### 6 mm (1/4") 440 W Fixed Base Trimmer



Continuous rating Input	440W
Collet Capacity	6 mm or 1/4"
No Load Speed (RPM)	35,000
Dimensions (L x W x H)	90 x 90 x 204 mm (3-1/2 x 3-1/2 x 8")
Net weight	1.2 kg (2.7 lbs.)
Power supply cord	2.5 m (8.2 ft)



Trimmer Guide, Straight Guide Assembly, Templet Guide, Straight Bit, Wrench x2

## N3701 Trimmer

### 6 mm (1/4") 440 W Trimmer



Continuous rating Input	440W
Collet Capacity	6 mm or 1/4"
No Load Speed (RPM)	30,000
Overall Height	181 mm (7-1/8")
Net weight	1.6 kg (3.4 lbs.)
Power supply cord	2.5 m (8.2 ft)



Trimmer Guide, Straight Guide Assembly, Templet Guide, Straight Bit, Wrench x2

## RP2303FC Router

### 12 mm (1/2") 2,100 W Variable Speed Plunge Router with Electric Brake, Soft Start, Dual LED Lights

**new**



Continuous rating Input	2,100W
Collet Capacity	12 mm or 13.7lbs.
Plunge Capacity	0 - 70 mm (0 - 2-3/4")
Base dia.	170 mm (6-11/16")
No Load Speed (RPM)	9,000 - 23,000
Dimensions (L x W x H)	155 x 294 x 327 mm (6-1/8 x 11-5/8 x 12-7/8")
Net weight	6.2 kg (13.7 lbs.)
Power supply cord	4.0 m (13.1 ft)



Straight Guide, Collet Sleeve, Collet Cone, Wrench, Screw M6x135, Dust Nozzle (country-specific), Knob (country-specific), Trimmer Guide (country-specific), Straight Bit (country-specific), Templet Guide (country-specific)

## RP2302FC Router

### 12 mm (1/2") 2,300 W Variable Speed Plunge Router with Soft Start, Dual LED Lights

**new**



Continuous rating Input	2,300W
Collet Capacity	12 mm or 13.7lbs.
Plunge Capacity	0 - 70 mm (0 - 2-3/4")
Base dia.	170 mm (6-11/16")
No Load Speed (RPM)	9,000 - 23,000
Dimensions (L x W x H)	155 x 294 x 327 mm (6-1/8 x 11-5/8 x 12-7/8")
Net weight	6.2 kg (13.7 lbs.)
Power supply cord	4.0 m (13.1 ft)



Straight Guide, Collet Sleeve, Collet Cone, Wrench, Screw M6x135, Dust Nozzle (country-specific), Knob (country-specific), Trimmer Guide (country-specific), Straight Bit (country-specific), Templet Guide (country-specific)

## RP2300FC Router

### 12 mm (1/2") 2,300 W Variable Speed Plunge Router with Soft Start, Dual LED Lights



Continuous rating Input	2,300W
Collet Capacity	12 mm or 13.5lbs.
Plunge Capacity	0 - 70 mm (0 - 2-3/4")
No Load Speed (RPM)	9,000 - 22,000
Dimensions (L x W x H)	155 x 294 x 312 mm (6-1/8 x 11-5/8 x 12-1/4")
Net weight	6.1 kg (13.5 lbs.)
Power supply cord	4.0 m (13.1 ft)



Straight Guide, Collet Cone, Wrench, Screw M6x135

## RP2301FC Router

### 12 mm (1/2") 2,100 W Variable Speed Plunge Router with Electric Brake, Soft Start, Dual LED Lights



Continuous rating Input	2,100W
Collet Capacity	12 mm or 13.5lbs.
Plunge Capacity	0 - 70 mm (0 - 2-3/4")
No Load Speed (RPM)	9,000 - 22,000
Dimensions (L x W x H)	155 x 294 x 312 mm (6-1/8 x 11-5/8 x 12-1/4")
Net weight	6.1 kg (13.5 lbs.)
Power supply cord	4.0 m (13.1 ft)



Straight Guide, Collet Cone, Wrench, Screw M6x135

# Milling/Planing

## RP1802F

Router

12 mm (1/2") 1,850 W Plunge Router with Soft Start, Dual LED Lights

**new**



Continuous rating Input	1,850W
Collet Capacity	12 mm or 13.7lbs.
Plunge Capacity	0 - 70 mm (0 - 2-3/4")
Base dia.	170 mm (6-11/16")
No Load Speed (RPM)	23,000
Dimensions (L x W x H)	155 x 294 x 312 mm (6-1/8 x 11-5/8 x 12-1/4")
Net weight	6.2 kg (13.7 lbs.)
Power supply cord	4.0 m (13.1 ft)



Straight Guide, Collet Sleeve, Collet Cone, Wrench, Dust Nozzle (country-specific), Knob (country-specific), Trimmer Guide (country-specific), Straight Bit (country-specific), Templet Guide (country-specific)

## RP1802

Router

12 mm (1/2") 1,850 W Plunge Router with Soft Start

**new**



Continuous rating Input	1,850W
Collet Capacity	12 mm or 13.7lbs.
Plunge Capacity	0 - 70 mm (0 - 2-3/4")
Base dia.	170 mm (6-11/16")
No Load Speed (RPM)	23,000
Dimensions (L x W x H)	155 x 294 x 312 mm (6-1/8 x 11-5/8 x 12-1/4")
Net weight	6.2 kg (13.7 lbs.)
Power supply cord	4.0 m (13.1 ft)



Straight Guide, Collet Sleeve, Collet Cone, Wrench, Dust Nozzle (country-specific), Knob (country-specific), Trimmer Guide (country-specific), Straight Bit (country-specific), Templet Guide (country-specific)

## RP1803F

Router

12 mm (1/2") 1,650 W Plunge Router with Electric Brake, Soft Start, Dual LED Lights

**new**



Continuous rating Input	1,650W
Collet Capacity	12 mm or 13.7lbs.
Plunge Capacity	0 - 70 mm (0 - 2-3/4")
Base dia.	170 mm (6-11/16")
No Load Speed (RPM)	22,000
Dimensions (L x W x H)	155 x 294 x 312 mm (6-1/8 x 11-5/8 x 12-1/4")
Net weight	6.2 kg (13.7 lbs.)
Power supply cord	4.0 m (13.1 ft)



Straight Guide, Collet Sleeve, Collet Cone, Wrench, Dust Nozzle (country-specific), Knob (country-specific), Trimmer Guide (country-specific), Straight Bit (country-specific), Templet Guide (country-specific)

## RP1803

Router

12 mm (1/2") 1,650 W Plunge Router with Electric Brake, Soft Start

**new**



Continuous rating Input	1,650W
Collet Capacity	12 mm or 13.7lbs.
Plunge Capacity	0 - 70 mm (0 - 2-3/4")
Base dia.	170 mm (6-11/16")
No Load Speed (RPM)	22,000
Dimensions (L x W x H)	155 x 294 x 312 mm (6-1/8 x 11-5/8 x 12-1/4")
Net weight	6.2 kg (13.7 lbs.)
Power supply cord	4.0 m (13.1 ft)



Straight Guide, Collet Sleeve, Collet Cone, Wrench, Dust Nozzle (country-specific), Knob (country-specific), Trimmer Guide (country-specific), Straight Bit (country-specific), Templet Guide (country-specific)

## RP1800F

Router

12 mm (1/2") 1,850 W Plunge Router with Dual LED Lights



Continuous rating Input	1,850W
Collet Capacity	12 mm or 13.2lbs.
Plunge Capacity	0 - 70 mm (0 - 2-3/4")
Base dia.	170 mm (6-11/16")
No Load Speed (RPM)	22,000
Dimensions (L x W x H)	155 x 294 x 312 mm (6-1/8 x 11-5/8 x 12-1/4")
Net weight	6 kg (13.2 lbs.)
Power supply cord	4.0 m (13.1 ft)



Straight Guide, Collet Cone, Wrench, Screw M6x135

## RP1800

Router

12 mm (1/2") 1,850 W Plunge Router



Continuous rating Input	1,850W
Collet Capacity	12 mm or 13.2lbs.
Plunge Capacity	0 - 70 mm (0 - 2-3/4")
Base dia.	170 mm (6-11/16")
No Load Speed (RPM)	22,000
Dimensions (L x W x H)	155 x 294 x 312 mm (6-1/8 x 11-5/8 x 12-1/4")
Net weight	6 kg (13.2 lbs.)
Power supply cord	4.0 m (13.1 ft)



Straight Guide, Collet Cone, Wrench, Screw M6x135

## RP1801F

Router

12 mm (1/2") 1,650 W Plunge Router with Electric Brake, Dual LED Lights



Continuous rating Input	1,650W
Collet Capacity	12 mm or 13.2lbs.
Plunge Capacity	0 - 70 mm (0 - 2-3/4")
Base dia.	170 mm (6-11/16")
No Load Speed (RPM)	22,000
Dimensions (L x W x H)	155 x 294 x 312 mm (6-1/8 x 11-5/8 x 12-1/4")
Net weight	6 kg (13.2 lbs.)
Power supply cord	4.0 m (13.1 ft)



Straight Guide, Collet Cone, Wrench, Screw M6x135

## RP1801

Router

12 mm (1/2") 1,650 W Plunge Router with Electric Brake



Continuous rating Input	1,650W
Collet Capacity	12 mm or 13.2lbs.
Plunge Capacity	0 - 70 mm (0 - 2-3/4")
Base dia.	170 mm (6-11/16")
No Load Speed (RPM)	22,000
Dimensions (L x W x H)	155 x 294 x 312 mm (6-1/8 x 11-5/8 x 12-1/4")
Net weight	6 kg (13.2 lbs.)
Power supply cord	4.0 m (13.1 ft)



Straight Guide, Collet Cone, Wrench, Screw M6x135



# Milling/Planing

## 3600H Router

12 mm (1/2") 1,500 W D-Handle Router



Continuous rating Input	1,500W
Collet Capacity	12 mm or 9.8lbs.
Base dia.	160 mm (6-1/4")
No Load Speed (RPM)	24,000
Overall Height	210 mm (8-1/4")
Net weight	4.4 kg (9.8 lbs.)
Power supply cord	5.0 m (16.4 ft)



Trimmer Guide, Straight Guide Assembly, Templet Guide, Collet Sleeve, Wrench, Straight Bit

## RP1101 Router

12 mm (1/2") 1,250 W Variable Speed Plunge Router with Soft Start



Continuous rating Input	1,250W
Collet Capacity	12.7, 6.35 mm or 9.4lbs.
Plunge Capacity	0 - 66 mm (2 - 19/32")
No Load Speed (RPM)	8,000 - 24,000
Overall Height	291 mm (11-1/2")
Net weight	4.3 kg (9.4 lbs.)
Power supply cord	2.5 m (8.2 ft)



Collet Cone, Wrench x3

## RD1101 Router

12 mm (1/2") 1,100 W Variable Speed D-Handle Router with Soft Start



Continuous rating Input	1,100W
Collet Capacity	12.7, 6.35 mm or 7.4lbs.
Plunge Capacity	0 - 55 mm (0 - 2-3/16")
No Load Speed (RPM)	8,000 - 24,000
Overall Height	223 mm (8-3/4")
Net weight	3.4 kg (7.4 lbs.)
Power supply cord	2.5 m (8.2 ft)



Collet Cone, Wrench x2

## RF1101 Router

12 mm (1/2") 1,100 W Variable Speed Router with Soft Start



Continuous rating Input	1,100W
Collet Capacity	12.7, 6.35 mm or 7.3lbs.
Plunge Capacity	0 - 55 mm (0 - 2-3/16")
No Load Speed (RPM)	8,000 - 24,000
Overall Height	223 mm (8-3/4")
Net weight	3.3 kg (7.3 lbs.)
Power supply cord	2.5 m (8.2 ft)



Collet Cone, Wrench x2

## 3601B Router

12 mm (1/2") 930 W D-Handle Router



Continuous rating Input	930W
Collet Capacity	12 mm or 7.9lbs.
No Load Speed (RPM)	23,000
Overall Height	190 mm (7-1/2")
Net weight	3.6 kg (7.9 lbs.)
Power supply cord	5.0 m (16.4 ft)



Straight Guide, Trimmer Guide, Templet Guide, Straight Bit, Collet Sleeve, Wrench x2

## RP1111C Router

8 mm (1/4") 1,100 W Variable Speed Plunge Router with Soft Start



Continuous rating Input	1,100W
Collet Capacity	8 mm or 7.3lbs.
Plunge Capacity	0 - 57 mm (2 - 1/4")
No Load Speed (RPM)	8,000 - 27,500
Dimensions (L x W x H)	110 x 269 x 260 mm (4-5/16 x 10-5/8 x 10-1/4")
Net weight	3.3 kg (7.3 lbs.)
Power supply cord	4.0 m (13.1 ft)



Templet Guide, Straight Guide, Nozzle, Dust Nozzle, Wrench, Collet Cone

## RP1110C Router

8 mm (1/4") 1,100 W Variable Speed Plunge Router with Soft Start



Continuous rating Input	1,100W
Collet Capacity	8 mm or 7.5lbs.
Plunge Capacity	0 - 57 mm (2 - 1/4")
No Load Speed (RPM)	8,000 - 24,000
Dimensions (L x W x H)	110 x 269 x 260 mm (4-5/16 x 10-5/8 x 10-1/4")
Net weight	3.4 kg (7.5 lbs.)
Power supply cord	4.0 m (13.1 ft)



Templet Guide, Straight Guide, Nozzle, Dust Nozzle, Wrench x2

## RP0910 Router

8 mm (1/4") 900 W Plunge Router



Continuous rating Input	900W
Collet Capacity	8 mm or 7.3lbs.
Plunge Capacity	0 - 57 mm (2 - 1/4")
No Load Speed (RPM)	27,000
Dimensions (L x W x H)	110 x 269 x 260 mm (4-5/16 x 10-5/8 x 10-1/4")
Net weight	3.3 kg (7.3 lbs.)
Power supply cord	4.0 m (13.1 ft)



Templet Guide, Straight Guide, Nozzle, Dust Nozzle, Wrench x2

# Milling/Planing

## RP0900

Router

### 6 mm (1/4"), 8 mm (3/8") 900 W Plunge Router



Continuous rating Input	900W
Collet Capacity	6, 8 mm or 6lbs.
Plunge Capacity	0 - 35 mm (0 - 1-3/8")
No Load Speed (RPM)	27,000
Dimensions (L x W x H)	110 x 256 x 217 mm (4-5/16 x 10-3/32 x 8-17/32")
Net weight	2.7 kg (6 lbs.)
Power supply cord	2.5 m (8.2 ft)



Straight Guide, Straight Bit, Collet Cone, Wrenches

## 4403

Sash Router

### 6 mm (1/4") 530 W Sash Router



Continuous rating Input	530W
Collet Capacity	6 mm or 35.3lbs.
Max Width of Work	123 mm (4-7/8")
Max Width of Work (45°)	77 mm (3")
Max Height of Travel	185 mm (7-1/4")
Transverse Travel of Table (Bed)	113 mm (4-1/2")
Longitudinal Travel of Table (Bed)	73 mm (2-7/8")
No Load Speed (RPM)	30,000
Dimensions (L x W x H)	327 x 350 x 355 mm (12-7/8 x 13-13/16 x 14")
Net weight	16 kg (35.3 lbs.)
Power supply cord	2.5 m (8.2 ft)



Sash router bit (drill point), Angle Gauge, Wrench x2, Oil supply (country-specific), Collet Cone

## 7104L

Chain Mortiser

### 1,140 W Chain Mortiser



Continuous rating Input	1,140W
Capacity	Max hole width: 130 mm (5-1/8") Max hole depth: 155 mm (6-1/8")
No Load Speed (RPM)	3,200
Dimensions (L x W x H)	512 x 298 x 513 mm (20-3/16 x 11-3/4 x 20-1/4")
Net weight	17.8 - 18.2 kg (39.4 - 40.1 lbs.)
Power supply cord	5.0 m (16.4 ft)














Cutter Chain, Sharpening Holder Assembly, Oil supply 100ml, Wrench



# PRODUCTS

## Multifunction



-  Double Insulation
-  Variable Speed
-  Brake
-  Reversing
-  Electronic 2-Speed
-  Electronic 3-Speed
-  Constant Speed
-  Soft Start
-  Dust Collection
-  Built-in Job Light
-  Carrying Case



# Multifunction

**UX01G** Cordless Multi Function Power Head **40V max**

**40Vmax XGT BL AFT Cordless Multi Function Power Head**



No Load Speed (RPM)	High: 0 - 9,700 Medium: 0 - 8,200 Low: 0 - 5,700
Dimensions w/o Barrier Bar (L x W x H)	w/ BL4020 / BL4025 : 1,001 x 225 x 209 mm (40-1/2 x 8-7/8 x 8-1/4") w/ BL4040 : 1,001 x 225 x 209 mm (40-1/2 x 8-7/8 x 8-1/4")
Dimensions w/ Barrier Bar (L x W x H)	w/ BL4020 / BL4025 : 1,001 x 320 x 209 mm (39-1/2 x 12-5/8 x 8-1/4") w/ BL4040 : 1,001 x 320 x 209 mm (39-1/2 x 12-5/8 x 8-1/4")
Net weight	4.2 - 12.6 kg (9.3 - 27.8 lbs.)

**XGT BL AFT WG XPT**



Shoulder Harness, Safety Goggles, Hex Wrench, Accessory Bag, Battery, Charger

**DUX60** Cordless Multi Function Power Head **18V x2**

**18V X2 (36V) LXT BL AFT Cordless Multi Function Power Head**



No Load Speed (RPM)	High: 0 - 9,700 Medium: 0 - 8,200 Low: 0 - 5,700
Dimensions (L x W x H)	1,011 x 320 x 216 mm (39-3/4 x 12-5/8 x 8-1/2")
Net weight	4.1 - 8.7 kg (8.9 - 19.2 lbs.)

**LXT BL AFT XPT**



Harness, Safety Goggles, Hex Wrench, Accessory Bag, Tool bag (for spec with Brushcutter attachment only), Carbide-Tipped Saw Blade (for spec with EM402MP only), Box Wrench (for spec with EM402MP/EM403MP/EM404MP only), Metal blade fixing tool (Clamp washer, Nut, Cup) (for spec with EM402MP/EM403MP/EM404MP only), Nylon Cutting Head (for spec with EM403MP/EM404MP/EM405MP/EM406MP only), Battery, Charger

**DUX18** Cordless Multi Function Power Head **18V**

**18V LXT BL AFT Cordless Multi Function Power Head**



No Load Speed (RPM)	High: 0 - 9,700 Low: 0 - 6,800
Dimensions w/o Barrier Bar (L x W x H)	w/ BL1820B : 977 x 225 x 175 mm (38-1/2 x 8-7/8 x 6-7/8") w/ BL1830B / BL1840B / BL1850B / BL1860B : 983 x 225 x 175 mm (38-3/4 x 8-7/8 x 6-7/8")
Dimensions w/ Barrier Bar (L x W x H)	w/ BL1820B : 977 x 318 x 175 mm (38-1/2 x 12-1/2 x 6-7/8") w/ BL1830B / BL1840B / BL1850B / BL1860B : 983 x 318 x 175 mm (38-3/4 x 12-1/2 x 6-7/8")
Net weight	2.8 - 10.3 kg (6.2 - 22.7 lbs.)

**LXT BL AFT XPT**



Not compatible with 2.0Ah, 1.5Ah batteries

Harness, Safety Goggles, Hex Wrench, Accessory Bag, Carbide-Tipped Saw Blade (for spec with EM402MP only), Box Wrench (for spec with EM402MP/EM408MP/EM409MP only), Nylon Cutting Head (for spec with EM408MP/EM409MP only), Battery, Charger

## Optional attachments



**Brushcutter**  
EM401MP\* / EM402MP  
EM403MP\* / EM404MP\*  
EM405MP\* / EM406MP\*

**Grass trimmer**  
EM408MP  
EM409MP

\*UX01G / DUX60 only



**Rotary Scissors**  
EM407MP



**Edger**  
EE400MP



**Pole saw**  
EY402MP  
EY403MP



**Hedge trimmer**  
**Straight:** EN410MP  
**Angle adjustment:** EN400MP  
EN401MP

**Straight**

**Angle adjustment**



**Ground trimmer**  
EN420MP  
EN421MP

**Angle adjustment**



**Cultivator**  
KR400MP  
KR401MP



**Coffee harvester**  
EJ400MP



**Power brush**  
BR400MP



**Power sweep**  
SW400MP



**Blower**  
UB400MP  
UB401MP

**Shaft extension attachment**  
LE400MP



**1,080 mm**

For Pole saw,  
Pole hedge trimmer and  
Coffee harvester

# Multifunction

## DTM52 Cordless Multi Tool 18V

### 18V LXT BL AVT Cordless Toolless Multi Tool

Oscillations Per Minute (OPM)	10,000 - 20,000
Oscillation Angle	Left / Right / Total: 1.8° / 1.8° / 3.6°
Circumference of Grip Portion	169 mm (6-5/8")
Dimensions (L x W x H)	w/ BL1830B / BL1840B / BL1850B / BL1860B : 322 x 95 x 126 mm (12-5/8 x 3-3/4 x 5")
Net weight	1.7 - 2.0 kg (3.7 - 4.4 lbs.)



**LXT BL AVT XPT**



Oscillating Multi Tool Accessories, Dust Attachment (country-specific), Tool Box (country-specific), Battery, Charger

## DTM51 Cordless Multi Tool 18V

### 18V LXT Li-Ion Cordless Toolless Multi Tool

Oscillations Per Minute (OPM)	6,000 - 20,000
Oscillation Angle	Left / Right / Total: 1.6° / 1.6° / 3.2°
Dimensions (L x W x H)	340 x 80 x 122 mm (13-3/8 x 3-1/8 x 4-13/16")
Net weight	2 - 2.4 kg (4.4 - 5.3 lbs.)



**LXT**



Oscillating Multi Tool Accessories, Dust Attachment (country-specific), Tool Box (country-specific), Battery, Charger

## DTM50 Cordless Multi Tool 18V

### 18V LXT Li-Ion Cordless Multi Tool

Oscillations Per Minute (OPM)	6,000 - 20,000
Dimensions (L x W x H)	307 x 80 x 122 mm (12-1/4 x 3-1/8 x 4-13/16")
Net weight	1.8 - 2.2 kg (3.9 - 4.8 lbs.)



**LXT**



Charger, Battery, Oscillating Multi Tool Accessories, Hex Wrench

## TM30D Cordless Multi Tool 12V max

### 12V max CXT Li-Ion Cordless Multi Tool

Oscillations Per Minute (OPM)	6,000 - 20,000
Oscillation Angle	Left / Right / Total: 1.6° / 1.6° / 3.2°
Dimensions (L x W x H)	277 x 65 x 98 mm (10-7/8 x 2-9/16 x 3-7/8")
Net weight	1.1 - 1.3 kg (2.3 - 2.9 lbs.)



**CXT**



Oscillating Multi Tool Accessories, Dust Attachment (country-specific), Tool Box (country-specific), Hex Wrench, Battery, Charger

## TM3010C Multi Tool

### 320 W Toolless Multi Tool

Continuous rating Input	320W
Strokes Per Minute (SPM)	6,000 - 20,000
Dimensions (L x W x H)	283 x 68 x 87 mm (11-1/8 x 2-11/16 x 3-7/16")
Net weight	1.6 - 1.7 kg (3.7 - 3.9 lbs.)
Power supply cord	2.5 m (8.2 ft)



Toolless

Oscillating Multi Tool Accessories

## TM3000C Multi Tool

### 320 W Multi Tool

Continuous rating Input	320W
Strokes Per Minute (SPM)	6,000 - 20,000
Dimensions (L x W x H)	275 x 64 x 92 mm (10-7/8 x 2-1/2 x 3-5/8")
Net weight	1.4 - 1.5 kg (3.2 - 3.3 lbs.)
Power supply cord	5.0 m (16.4 ft)













Oscillating Multi Tool Accessories, Hex Wrench



# PRODUCTS

## Fastening/Fixing



-  Brake
-  Torque Setting 6
-  Depth Adjustment
-  Sequential and Bump-fire
-  Wire Collated Nail
-  Sheet Collated Nail
-  Inlet Filter
-  Auto Firing Stop
-  Built-in Job Light
-  Carrying Case

# Fastening/Fixing

## DRV250 Cordless Rivet Gun 18V

### 18V LXT BL Brushless Cordless Rivet Gun



Pulling Force	20 kN (4,500 lbs.)
Stroke	30 mm (1-3/16")
Rivet Diameter Range	2.4 - 6.4 mm (3/32 - 1/4")
Center Height	26 mm (1")
Work Amount (pcs)	w/ BL1860B: 1,900 w/ BL1850B: 1,600 w/ BL1820(B): 650
Dimensions (L x W x H)	w/ BL1830B / BL1840B / BL1850B / BL1860B : 323 x 80 x 287 mm (12-3/4 x 3-1/8 x 11-1/4")
Net weight	2.1 - 2.4 kg (4.6 - 5.3 lbs.)

LXT BL XPT



Hook, Grease, Accessory Set, Battery, Charger

## DRV150 Cordless Rivet Gun 18V

### 18V LXT BL Brushless Cordless Rivet Gun



Pulling Force	10 kN (2,200 lbs.)
Stroke	25 mm (1")
Rivet Diameter Range	2.4 - 4.8 mm (3/32 - 3/16")
Center Height	26 mm (1")
Work Amount (pcs)	w/ BL1860B: 2,800 w/ BL1850B: 2,300 w/ BL1820(B): 950
Dimensions (L x W x H)	w/ BL1830B / BL1840B / BL1850B / BL1860B : 313 x 80 x 287 mm (12-3/8 x 3-1/8 x 11-1/4")
Net weight	1.9 - 2.2 kg (4.2 - 4.9 lbs.)

LXT BL XPT



Hook, Grease, Accessory Set, Battery, Charger

## DTR181 Cordless Rebar Tying Tool 18V

### 18V LXT BL Brushless Cordless Rebar Tying Tool



Tie Wire	Dia. 0.8 mm
Applicable Rebars	D16 x D16 - [D13 x 2] x [D16 x 2]
Dimensions (L x W x H)	w/ BL1830B / BL1840B / BL1850B / BL1860B : 319 x 93 x 318 mm (12-1/2 x 3-2/3 x 12-1/2")
Net weight	2.3 - 2.6 kg (5.1 - 5.7 lbs.)

LXT BL XPT



Hex Wrench, Hook

## DTR180 Cordless Rebar Tying Tool 18V

### 18V LXT BL Brushless Cordless Rebar Tying Tool



Tie Wire	Dia. 0.8 mm
Applicable Rebars	D10 x D10 - [D13 x 2] x [D13 x 2]
Dimensions (L x W x H)	w/ BL1830B / BL1840B / BL1850B / BL1860B : 304 x 93 x 318 mm (12 x 3-2/3 x 12-1/2")
Net weight	2.3 - 2.6 kg (5.1 - 5.7 lbs.)

LXT BL XPT



Hex Wrench, Hook

## FN001G Cordless Brad Nailer 40V max

### 40Vmax XGT BL Cordless 18 Ga 40 mm (1-5/8") Brad Nailer



Capacity	Length: 15, 20, 25, 30, 35, 40 mm (5/8, 3/4, 1, 1-3/16, 1-3/8, 1-5/8") Gauge: 18 Ga
Magazine Capacity	100
Shot q'ty on a single full battery charge	w/ BL4025: 5,000
Dimensions (L x W x H)	w/ BL4020 / BL4025 : 265 x 86 x 243 mm (10-3/8 x 3-3/8 x 9-9/16") w/ BL4050F : 291 x 86 x 263 mm (11-1/2 x 3-3/8 x 10-3/8")
Net weight	2.6 - 3.2 kg (5.7 - 7.1 lbs.)

XGT BL XPT



Safety Goggles, Nose Adapter, Hex Wrench, Belt Clip, Battery, Charger

## DBN500 Cordless Brad Nailer 18V

### 18V LXT Li-Ion Cordless 18 Ga 50 mm (2") Brad Nailer



Capacity	Length: 15 - 50 mm (5/8 - 2") Gauge: 18 Ga
Magazine Capacity	110
Shot q'ty on a single full battery charge	w/ BL1840B: 1,300
Quick response (pcs per second)	1.5 - 2
Center Height	28 mm (1-1/8")
Dimensions (L x W x H)	294 x 97 x 318 mm (11-5/8 x 3-13/16 x 12-1/2")
Net weight	3.2 - 3.5 kg (7.05 - 7.72 lbs.)

LXT



Charger, Battery, Safety Goggles, Nose Adapter, Hex Wrench, Belt Clip

## DFN350 Cordless Brad Nailer 18V

### 18V LXT Li-Ion Cordless 18 Ga 35 mm (1-3/8") Brad Nailer



Capacity	Length: 15 - 35 mm (5/8 - 1-3/8") Gauge: 18 Ga
Magazine Capacity	110
Shot q'ty on a single full battery charge	w/ BL1850B: 4,000
Dimensions (L x W x H)	w/ BL1830B / BL1840B / BL1850B / BL1860B : 257 x 79 x 228 mm (10-1/8 x 3-1/8 x 9")
Net weight	2.1 - 2.4 kg (4.6 - 5.3 lbs.)

LXT XPT



Safety Goggles, Nose Adapter, Hex Wrench, Belt Clip, Battery, Charger

## GF600 Cordless Brad Nailer

### 7.2 V Li-Ion Cordless 64 mm (2-1/2") Brad Nailer



Capacity	Length: 15 - 64 mm (5/8 - 2-1/2") Gauge: 16 Ga
Magazine Capacity	100
Dimensions (L x W x H)	266 x 90 x 305 mm (10-1/2 x 3-1/2 x 12")
Net weight	2.2 kg (4.8 lbs.)



Charger, Battery, Safety Goggles, Nose Adapter, Wrenches, Short Nail Adapter

# Fastening/Fixing

## AF506 Pneumatic Brad Nailer

18 Ga 50 mm (2") Pneumatic Brad Nailer, Air Duster



Capacity	Length: 15 - 50 mm (5/8 - 2")
	Gauge: 18 Ga
Operating Pressure	0.49 - 0.83 MPa (70 - 120 PSI)
Magazine Capacity	100
Dimensions (L x W x H)	250 x 70 x 256 mm (9-7/8 x 2-3/4 x 10-1/8")
Net weight	1.3 kg (2.9 lbs.)



Safety Goggles, Oil supply (country-specific), Nose Adapter, Hook

## DBN600 Cordless Finish Nailer

18V

18V LXT Li-Ion Cordless 16 Ga 64 mm (2-1/2") Finish Nailer



Capacity	Length: 25 - 64 mm (1 - 2-1/2")
	Gauge: 16 Ga
Magazine Capacity	110
Shot q'ty on a single full battery charge	w/ BL1840B: 800
Quick response	1 - 1.5 (pcs per second)
Center Height	35 mm (1-3/8")
Dimensions	w/ BL1830B / BL1840B / BL1850B / BL1860B
w/ Belt Clip (Length)	: 296 x 108 x 318 mm (11-5/8 x 4-1/4 x 12-1/2")
Net weight	3.4 - 3.8 kg (7.5 - 8.4 lbs.)



Safety Goggles, Nose Adapter, Belt Clip, Battery, Charger

## AF635 Pneumatic Finish Nailer

15 GA 64 mm (2-1/2") Pneumatic Finish Nailer, Air Duster



Capacity	Length: 32 - 64 mm (1-1/4 - 2-1/2")
	Gauge: 15 Ga
Operating Pressure	0.49 - 0.83 MPa (70 - 120 PSI)
Magazine Capacity	100
Dimensions (L x W x H)	339 x 100 x 309 mm (13-3/8 x 3-15/16 x 12-1/8")
Net weight	1.8 kg (4 lbs.)



Safety Goggles, Oil supply (country-specific), Nose Adapter

## AF601 Pneumatic Finish Nailer

16 GA 64 mm (2-1/2") Pneumatic Finish Nailer, Air Duster



Capacity	Length: 25 - 64 mm (1 - 2-1/2")
	Gauge: 16 Ga
Operating Pressure	0.49 - 0.83 MPa (70 - 120 PSI)
Magazine Capacity	100
Dimensions (L x W x H)	304 x 95 x 297 mm (12 x 3-3/4 x 11-3/4")
Net weight	1.7 kg (3.8 lbs.)



Safety Goggles, Oil supply (country-specific), Nose Adapter

## PT001G Cordless Pin Nailer

40V max

40Vmax XGT BL 23 GA 35 mm (1-3/8") Pin Nailer

new



Capacity	Length: 15, 18, 25, 30, 35 mm (5/8, 11/16, 1, 1-3/16, 1-3/8")
	Dia.: 0.6 mm (1/32")
	Gauge: 23 Ga
Magazine Capacity	120
Dimensions (L x W x H)	218 x 86 x 226 mm (8-5/8 x 3-3/8 x 8-7/8")
Net weight	2.4 - 3.0 kg (5.3 - 6.6 lbs.)



Nose Adapter, Safety Goggles, Belt Clip, Hex Wrench, Battery, Charger

## DPT353 Cordless Pin Nailer

18V

18V LXT Li-Ion Cordless 23 GA 35 mm (1-3/8") Pin Nailer



Capacity	Length: 15, 18, 25, 30, 35 mm (5/8, 11/16, 1, 1-3/16, 1-3/8")
	Dia.: 0.6 mm (1/32")
	Gauge: 23 Ga
Magazine Capacity	120
Dimensions (L x W x H)	257 x 79 x 226 mm (10-1/8 x 3-1/8 x 8-7/8")
Net weight	2 - 2.3 kg (4.4 - 5.1 lbs.)



Nose Adapter, Safety Goggles, Belt Clip, Hex Wrench, Battery, Charger

## PT354D Cordless Pin Nailer

12V max

12V max CXT Li-Ion Cordless 23 GA 35 mm (1-3/8") Pin Nailer



Capacity	Length: 15, 18, 25, 30, 35 mm (5/8, 11/16, 1, 1-3/16, 1-3/8")
	Dia.: 0.6 mm (1/32")
	Gauge: 23 Ga
Magazine Capacity	120
Dimensions (L x W x H)	231 x 66 x 226 mm (9-1/8 x 2-5/8 x 8-7/8")
Net weight	1.8 - 2 kg (4 - 4.4 lbs.)



Nose Adapter, Safety Goggles, Belt Clip, Hex Wrench, Battery, Charger

## AF353 Pneumatic Pin Nailer

23 GA 35 mm (1-3/8") Pneumatic Pin Nailer, Air Duster



Capacity	Length: 15 - 35 mm (5/8 - 1-3/8")
	Gauge: 23 Ga
Magazine Capacity	130
Operating Pressure	0.45 - 0.69 MPa (65 - 100 PSI)
Dimensions (L x W x H)	208 x 66 x 191 mm (8-3/16 x 2-5/8 x 7-1/2")
Net weight	0.9 kg (2 lbs.)



Safety Goggles, Oil supply (country-specific), Nose Adapter, Hex Wrench



# Fastening/Fixing

## AF201Z Pin Nailer

25 mm (1") Pin Nailer



Capacity	Length: 12 - 25 mm (15/32 - 1")
Magazine Capacity	100
Operating Pressure	0.44 - 0.86 MPa (65 - 125 PSI)
Dimensions (L x W x H)	240 x 45 x 170 mm (9-1/2 x 1-3/4 x 6-3/4")
Net weight	0.9 kg (2 lbs.)

Oil supply (country-specific), Hex Wrench

## DST221 Cordless Stapler

18V

18V LXT Li-Ion Cordless 10 mm (3/8") Stapler



Staple	Width: 10 mm (3/8")
	Length: 10, 13, 16, 19, 22 mm (3/8, 1/2, 5/8, 3/4, 7/8")
	Gauge: 0.6 x 1.2 mm (1/32 x 1/16")
Magazine Capacity	98
Dimensions (L x W x H)	251 x 91 x 212 mm (9-7/8 x 3-5/8 x 8-3/8")
Net weight	2.1 - 2.4 kg (4.7 - 5.3 lbs.)



Safety Goggles, Hook, Battery, Charger

## DST112 Cordless Stapler

18V

18V LXT Li-Ion Cordless 10 mm (3/8") RT Stapler



Staple	Width: 10 mm (3/8")
	Length: 7 - 10 mm (9/32 - 3/8")
	Gauge: 0.5 x 0.7 mm
Magazine Capacity	150 (max 160)
Shot q'ty on a single full battery charge	w/ BL1830B: 6,000
Dimensions (L x W x H)	235 x 79 x 165 mm (9-1/4 x 3-1/8 x 6-1/2")
Net weight	1.5 - 1.8 kg (3.4 - 4 lbs.)



Safety Goggles, Hook, Battery, Charger

## ST113D Cordless Stapler

12V max

12V max CXT Li-Ion Cordless 10 mm (3/8") RT Stapler



Staple	Width: 10 mm (3/8")
	Length: 7 - 10 mm (9/32 - 3/8")
	Gauge: 0.5 x 0.7 mm
Magazine Capacity	150 (max 160)
Dimensions (L x W x H)	211 x 81 x 159 mm (8-5/16 x 3-3/16 x 6-1/4")
Net weight	1.3 kg (2.9 lbs.)



Safety Goggles, Belt Clip, Battery, Charger

## AN960 / AN961 Pneumatic Pallet Coil Nailer

100 mm Pneumatic Pallet Coil Nailer



Magazine Capacity	AN960 : 225 - 300
	AN961 : 55 - 100 mm
Operating Pressure	0.49 - 0.83 MPa (71 - 120 PSI)
Dimensions (L x W x H)	338 x 153 x 418 mm (7-1/2 x 6 x 16-1/2")
Net weight	AN960 : 5.1 kg (11.2 lbs.)
	AN961 : 5.3 kg (11.7 lbs.)



Oil supply (country-specific), Safety Goggles

## AN760 Pneumatic Pallet Coil Nailer

75 mm (2-15/16") Pneumatic Pallet Coil Nailer



Capacity	Length: 45 - 75 mm (1-3/4 - 2-15/16")
	Wire: 2.3 - 3.3 mm (0.0915 - 0.130")
Magazine Capacity	200 - 300
Operating Pressure	0.49 - 0.83 MPa (70 - 120 PSI)
Dimensions (L x W x H)	312 x 131 x 331 mm (12-1/4 x 5-1/8 x 13")
Net weight	3.2 kg (7.1 lbs.)



Oil supply (country-specific), Safety Goggles

## AN560 Pneumatic Pallet Coil Nailer

50 mm (2") Pneumatic Pallet Coil Nailer



Capacity	Length: 27 - 50 mm (1-1/16 - 2")
	Wire: 2.1 mm (3/32")
Magazine Capacity	350 - 400
Operating Pressure	0.49 - 0.78 MPa (70 - 115 PSI)
Dimensions (L x W x H)	300 x 127 x 280 mm (11-3/4 x 5 x 11")
Net weight	2.1 kg (4.6 lbs.)



Oil supply (country-specific), Safety Goggles, Hex Wrench

## AN613 Pneumatic Coil Nailer

65 mm (2-9/16") Pneumatic Coil Nailer



Capacity	Length: 38 - 65 mm (1-1/2 - 2-9/16")
	Gauge: 2.3 - 2.5 mm (3/32")
Operating Pressure	0.49 - 0.83 MPa (70 - 120 PSI)
Magazine Capacity	200 - 300
Dimensions (L x W x H)	275 x 127 x 319 mm (10-7/8 x 5 x 12-1/2")
Net weight	2.2 kg (4.9 lbs.)



Safety Goggles, Oil supply (country-specific), Nose Adapter, Hook, Hex Wrench

# Fastening/Fixing

## AN454 Pneumatic Coil Nailer

### 45 mm (1-3/4") Pneumatic Coil Nailer



Capacity	Length: 19 - 45 mm (3/4 - 1-3/4") Nail Gauge: 3.05 mm (0.120")
Driving Stroke	82 mm
Operating Pressure	0.49 - 0.83 MPa (70 - 120 PSI)
Magazine Capacity	120
Dimensions (L x W x H)	w/o Hook: 256 x 117 x 271 mm (10-1/8 x 4-5/8 x 10-5/8") w/ Hook: 256 x 142 x 271 mm (10-1/8 x 5-5/8 x 10-5/8")
Net weight	2.4 kg (5.2 lbs.)



Safety Goggles, Hook, Oil supply (country-specific), Hex Wrench

## AT2550A Wide Crown Stapler

### 16 Ga 25 mm (1") Wide Crown Stapler



Capacity	Length: 25 - 50 mm (1 - 2") Width: 25 mm (1") Gauge: 16 Ga
Operating Pressure	0.44 - 0.83 MPa (65 - 120 PSI)
Magazine Capacity	140
Dimensions (L x W x H)	370 x 76 x 260 mm (14-1/2 x 3 x 10-1/4")
Net weight	2.3 kg (5.1 lbs.)



Safety Goggles, Oil supply (country-specific), Hook, Hex Wrench

## AT1150A Medium Crown Stapler

### 16 Ga 11 mm (7/16") Medium Crown Stapler



Capacity	Length: 25 - 50 mm (1 - 2") Width: 11 mm (7/16") Gauge: 16 Ga
Operating Pressure	0.44 - 0.83 MPa (65 - 120 PSI)
Magazine Capacity	140
Dimensions (L x W x H)	370 x 87 x 290 mm (14-1/2 x 3-7/16 x 11-3/8")
Net weight	2.3 kg (5.1 lbs.)



Safety Goggles, Oil supply (country-specific), Hook, Hex Wrench

## AT638A / AT638 Narrow Crown Stapler

### 18 GA 38 mm (1-1/2") Narrow Crown Stapler



Capacity	Length: AT638A: 13 - 38 mm (1/2 - 1-1/2") AT638: 15 - 38 mm (5/8 - 1-1/2") Gauge: 18 Ga Width: 5.7 mm
Operating Pressure	AT638A: 0.49 - 0.83 MPa (70 - 120 PSI) AT638: 0.39 - 0.78 MPa (60 - 115 PSI)
Magazine Capacity	100
Dimensions (L x W x H)	AT638A: 230 x 75 x 251 mm (9 x 2-15/16 x 9-7/8") AT638: 247 x 62 x 246 mm (9-3/4 x 2-7/16 x 9-11/16")
Net weight	1.2 kg (2.7 lbs.)



Safety Goggles, Oil supply (country-specific), Nose Adapter, Hex Wrench (AT638)

## GN900 Cordless Clipped Head Framing Nailer

### 7.2 V Li-Ion Cordless 90 mm (3-1/2") Clipped Head Framing Nailer



Capacity	Length: 50 - 90 mm (2 - 3-1/2") Dia.: 2.9 - 3.3 mm (0.113 - 0.131")
Magazine Capacity	44
Dimensions (L x W x H)	321 x 108 x 368 mm (12-5/8 x 4-1/4 x 14-1/2")
Net weight	3.3 - 3.4 kg (7.3 lbs.)



Charger, Battery, Hex Wrench, Safety Goggles

## GN420C Cordless Concrete Nailer

### 7.2 V Li-Ion Cordless 40 mm (1-9/16") Concrete Nailer



Capacity	Length: 15 - 40 mm (5/8 - 1-9/16") Dia.: 2.6 - 3.1 mm (0.102 - 0.122")
Magazine Capacity	20
Dimensions (L x W x H)	315 x 108 x 390 mm (12-3/8 x 4-1/4 x 15-3/8")
Net weight	3.6 - 3.8 kg (7.9 - 8.3 lbs.)



Charger, Battery, Safety Goggles, Hex Wrench

## AN943 Pneumatic Framing Nailer

### 90 mm (3-1/2") Pneumatic Framing Nailer (For clipped-head nails)



Capacity	Length: 50 - 90 mm (2 - 3-1/2")
Operating Pressure	0.44 - 0.83 MPa (65 - 120 PSI)
Magazine Capacity	60 - 84
Dimensions (L x W x H)	455 x 109 x 365 mm (17-7/8 x 4-1/4 x 14-3/8")
Net weight	4 kg (8.8 lbs.)



Oil supply (country-specific), Safety Goggles

## AN924 Pneumatic Framing Nailer

### 90 mm (3-1/2") Pneumatic Framing Nailer, 21° Full Round Head



Capacity	Length: 50 - 90 mm (2 - 3-1/2") Dia.: 2.9 - 3.76 mm (0.113 - 0.148") Angle: 21°
Operating Pressure	0.49 - 0.83 MPa (70 - 120 PSI)
Magazine Capacity	64 - 73
Driving Stroke	126 mm (5")
Dimensions (L x W x H)	560 x 117 x 348 mm (22 x 4-5/8 x 13-3/4")
Net weight	3.8 kg (8.3 lbs.)















Safety Goggles, Oil supply (country-specific), Hook, Hex Wrench

# PRODUCTS

## Dust management



-  Double Insulation
-  Variable Speed
-  Electronic 2-Speed
-  Electronic 3-Speed
-  Electronic 4-Speed
-  Constant Speed
-  Soft Start
-  Stainless Tank
-  Revolving Hose
-  Static Free Hose
-  Built-in Job Light
-  Carrying Case

# Dust management

## VC004GL Cordless Vacuum Cleaner 40V max

40Vmax BL AWS Cordless 15L HEPA GYUPPA Vacuum Cleaner (Dry Only)

**new**



Capacity	Dust: 15 L
Continuous Use (min.)	BL4050F x2: 220
Max Air Flow	1.8 m <sup>3</sup> /min
Max Sealed Suction	23 kPa
Suction Power	205 W
Dimensions (L x W x H)	366 x 334 x 475 mm (14-3/8 x 13-1/8 x 18-3/4")
Net weight	8.5 - 10.4 kg (18.7 - 22.9 lbs.)

**XGT BL AWS GYUPPA XPT**



Floor Nozzle, Straight Pipe, Bent Pipe, Hose, Plastic Dust Bag, Plastic Dust Bag x10, Stopper, Battery, Charger, Front Cuff (country-specific)

## VC003GL Cordless Vacuum Cleaner 40V max

40Vmax BL Cordless 15L Vacuum Cleaner (Wet & Dry)

**new**



Capacity	Dust / Water: 15 / 12 L
Continuous Use (min.)	BL4050F x2: 220
Max Air Flow	3.2 m <sup>3</sup> /min
Max Sealed Suction	23 kPa
Suction Power	310 W
Dimensions (L x W x H)	366 x 334 x 475 mm (14-3/8 x 13-1/8 x 18-3/4")
Net weight	8.3 - 10.2 kg (18.3 - 22.5 lbs.)

**XGT BL XPT**



Floor Nozzle, Straight Pipe, Bent Pipe, Hose, Plastic Dust Bag, Plastic Dust Bag x10, Stopper, Telescopic pipe assembly, Long Sash Nozzle, Battery, Charger

## VC002GL Cordless Vacuum Cleaner 40V max

40Vmax BL AWS Cordless 8L HEPA GYUPPA Vacuum Cleaner (Dry Only)

**new**



Capacity	Dust: 8 L
Continuous Use (min.)	BL4050F x2: 220
Max Air Flow	1.8 m <sup>3</sup> /min
Max Sealed Suction	23 kPa
Suction Power	205 W
Dimensions (L x W x H)	366 x 334 x 425 mm (14-3/8 x 13-1/8 x 16-3/4")
Net weight	8.3 - 10.2 kg (18.3 - 22.7 lbs.)

**XGT BL AWS GYUPPA XPT**



Floor Nozzle, Straight Pipe, Bent Pipe, Hose, Plastic Dust Bag, Plastic Dust Bag x10, Stopper, Battery, Charger, Front Cuff (country-specific)

## VC001GL Cordless Vacuum Cleaner 40V max

40Vmax BL Cordless 8L Vacuum Cleaner (Wet & Dry)

**new**



Capacity	Dust / Water: 8 / 6 L
Continuous Use (min.)	BL4050F x2: 220
Max Air Flow	3.2 m <sup>3</sup> /min
Max Sealed Suction	23 kPa
Suction Power	310 W
Dimensions (L x W x H)	366 x 334 x 425 mm (14-3/8 x 13-1/8 x 16-3/4")
Net weight	8.1 - 10.0 kg (17.9 - 22.1 lbs.)

**XGT BL XPT**



Floor Nozzle, Straight Pipe, Bent Pipe, Hose, Plastic Dust Bag, Plastic Dust Bag x10, Stopper, Telescopic pipe assembly, Long Sash Nozzle, Battery, Charger

## VC005GL Cordless Vacuum Cleaner 40V max

40Vmax BL Cordless 8L HEPA Vacuum Cleaner (Dry Only)

**new**



Capacity	Dust: 8 L
Continuous Use (min.)	BL4050F x2: 220
Max Air Flow	2.8 m <sup>3</sup> /min
Max Sealed Suction	23 kPa
Suction Power	265 W
Dimensions (L x W x H)	366 x 334 x 397 mm (14-3/8 x 13-1/8 x 15-5/8")
Net weight	7.6 - 9.5 kg (16.8 - 20.9 lbs.)

**XGT BL XPT**



Floor Nozzle, Straight Pipe, Bent Pipe, Hose, Paper Dust Bag, Telescopic pipe assembly, Stopper, Battery, Charger, Long Sash Nozzle, Plastic Dust Bag, Plastic Dust Bag x10

## DVC157L Cordless Vacuum Cleaner 18V x2

18V X2 (36V) LXT BL AWS Cordless 15 L Dust Class L HEPA Vacuum Cleaner (Airborne Particles)



Capacity	Dust: 15 L
Continuous Use (min.)	w/ BL1860B: 100
Max Air Flow	2.4 m <sup>3</sup> /min
Max Sealed Suction	11 kPa
Suction Power	110 W
Dimensions (L x W x H)	366 x 334 x 421 mm (14-3/8 x 13-1/8 x 16-1/2")
Net weight	8.0 - 8.6 kg (17.6 - 19.0 lbs.)

**LXT BL AWS XPT**



Floor Nozzle, Corner Nozzle, Straight Pipe, Bent Pipe, Hose (38mm-2.5m), Plastic Dust Bag, Plastic Dust Bag x10, Cloth Filter, Tool Box, Battery, Charger, Wireless Unit

## DVC156L Cordless Vacuum Cleaner 18V x2

18V X2 (36V) LXT BL Cordless 15 L Dust Class L Vacuum Cleaner (Dry Only)



Capacity	Dust: 15 L
Continuous Use (min.)	w/ BL1860B: 100
Max Air Flow	2.1 m <sup>3</sup> /min
Max Sealed Suction	11 kPa
Suction Power	105 W
Dimensions (L x W x H)	366 x 334 x 421 mm (14-3/8 x 13-1/8 x 16-1/2")
Net weight	7.3 - 7.9 kg (16.1 - 17.4 lbs.)

**LXT BL XPT**



Floor Nozzle, Long Sash Nozzle, Telescopic pipe assembly, Bent Pipe, Hose, Front Cuffs (22, 24, 38), Plastic Dust Bag x10, Filter, Tool Box, Battery, Charger

## DVC155L Cordless Vacuum Cleaner 18V x2

18V X2 (36V) LXT BL Cordless 15 L Dust Class L Vacuum Cleaner (Wet & Dry)



Capacity	Dust / Water: 15 / 12 L
Continuous Use (min.)	w/ BL1860B: 100
Max Air Flow	2.1 m <sup>3</sup> /min
Max Sealed Suction	11 kPa
Suction Power	105 W
Dimensions (L x W x H)	366 x 334 x 421 mm (14-3/8 x 13-1/8 x 16-1/2")
Net weight	7.2 - 7.9 kg (15.9 - 17.4 lbs.)

**LXT BL XPT**



Floor Nozzle, Long Sash Nozzle, Telescopic pipe assembly, Bent Pipe, Pipe, Hose, Plastic Dust Bag x10, Filter, Tool Box, Battery, Charger

# Dust management

## DVC867L Cordless Vacuum Cleaner 18V x2

18V X2 (36V) LXT BL AWS Cordless 8 L Dust Class L HEPA Vacuum Cleaner (Airborne Particles)



Capacity	Dust: 8 L
Continuous Use (min.)	w/ BL1860B: 100
Max Air Flow	2.4 m <sup>3</sup> /min
Max Sealed Suction	11 kPa
Suction Power	110 W
Dimensions (L x W x H)	366 x 334 x 368 mm (14-3/8 x 13-1/8 x 14-1/2")
Net weight	7.7 - 8.4 kg (17.0 - 18.5 lbs.)

LXT BL AWS XPT



Floor Nozzle, Corner Nozzle, Straight Pipe, Bent Pipe, Hose (38mm-2.5m), Plastic Dust Bag, Plastic Dust Bag x10, Cloth Filter, Tool Box, Battery, Charger, Wireless Unit

## DVC866L Cordless Vacuum Cleaner 18V x2

18V X2 (36V) LXT BL Cordless 8 L Dust Class L Vacuum Cleaner (Dry Only)



Capacity	Dust: 8 L
Continuous Use (min.)	w/ BL1860B: 100
Max Air Flow	2.1 m <sup>3</sup> /min
Max Sealed Suction	11 kPa
Suction Power	105 W
Dimensions (L x W x H)	366 x 334 x 368 mm (14-3/8 x 13-1/8 x 14-1/2")
Net weight	7.0 - 7.7 kg (15.4 - 17.0 lbs.)

LXT BL XPT



Floor Nozzle, Corner Nozzle, Straight Pipe, Bent Pipe, Hose (38mm-2.5m), Plastic Dust Bag, Plastic Dust Bag x10, Cloth Filter, Tool Box, Battery, Charger

## DVC865L Cordless Vacuum Cleaner 18V x2

18V X2 (36V) LXT BL Cordless 8 L Dust Class L Vacuum Cleaner (Wet & Dry)



Capacity	Dust / Water: 8 / 6 L
Continuous Use (min.)	w/ BL1860B: 100
Max Air Flow	2.1 m <sup>3</sup> /min
Max Sealed Suction	11 kPa
Suction Power	105 W
Dimensions (L x W x H)	366 x 334 x 368 mm (14-3/8 x 13-1/8 x 14-1/2")
Net weight	7.0 - 7.7 kg (15.4 - 17.0 lbs.)

LXT BL XPT



Floor Nozzle, Long Sash Nozzle, Telescopic pipe assembly, Bent Pipe, Pipe, Hose, Plastic Dust Bag x10, Filter, Tool Box, Battery, Charger

## DVC861L Corded and Cordless Vacuum Cleaner 18V x2

Corded / 18V X2 (36V) LXT Li-Ion Cordless 8 L Dust Class L HEPA GYUPPA Vacuum Cleaner (Dry Only)



Capacity	Dustr: 8 L
Continuous Use (min.)	w/ BL1850B x2: 65
Max Air Flow	AC / DC: 3.6 / 2.1 m <sup>3</sup> /min
Max Sealed Suction	AC / DC: 24 / 9 kPa
Suction Power	AC / DC: 320 / 25 - 70 W
Dimensions (L x W x H)	366 x 334 x 368 mm (14-3/8 x 13-1/8 x 14-1/2")
Net weight	9.3 - 9.9 kg (20.5 - 21.8 lbs.)

LXT GYUPPA



Floor Nozzle, Corner Nozzle, Straight Pipe, Bent Pipe, Hose (38mm-2.5m), Plastic Dust Bag, Plastic Dust Bag x10, Powder Filter, Tool Box, Connection cord (country-specific), Battery, Charger

## DVC860L Corded and Cordless Vacuum Cleaner 18V x2

Corded / 18V X2 (36V) LXT Li-Ion Cordless 8 L Dust Class L Vacuum Cleaner (Wet & Dry)



Capacity	Dust / Water: 8 / 6 L
Continuous Use (min.)	w/ BL1850B x2: 65
Max Air Flow	AC / DC: 3.6 / 2.1 m <sup>3</sup> /min
Max Sealed Suction	AC / DC: 24 / 9 kPa
Suction Power	AC / DC: 320 / 25 - 70 W
Dimensions (L x W x H)	366 x 334 x 368 mm (14-3/8 x 13-1/8 x 14-1/2")
Net weight	8.6 - 9.2 kg (19 - 20.3 lbs.)

LXT



Floor Nozzle, Corner Nozzle, Straight Pipe, Bent Pipe, Hose (38mm-2.5m), Plastic Dust Bag, Plastic Dust Bag x10, Cloth Filter, Tool Box, Connection cord (country-specific), Battery, Charger

## VC3211H Vacuum Cleaner

32 L Dust Class H GYUPPA Vacuum Cleaner (Wet & Dry)



Continuous rating Input	1,050W
Max peak air flow	2.0 m <sup>3</sup> / min
Max Sealed Suction (water column)	22.0 kPa (2,240 mmH <sub>2</sub> O)
Tank Capacity	Dust: 32 L Water: 27 L
Dimensions (L x W x H)	552 x 398 x 685 mm (21-3/4 x 15-5/8 x 27")
Net weight	16.9 kg (37.3 lbs.)
Power supply cord	5.0 m (16.4 ft)

GYUPPA



Hose, Front Cuffs (22, 24, 38), Belt Hook, Hose Band, Cap, Poly bag set

## VC3211M Vacuum Cleaner

32 L Dust Class M GYUPPA Vacuum Cleaner (Wet & Dry)



Continuous rating Input	1,050W
Max peak air flow	2.0 m <sup>3</sup> / min
Max Sealed Suction (water column)	22.0 kPa (2,240 mmH <sub>2</sub> O)
Tank Capacity	Dust: 32 L Water: 27 L
Dimensions (L x W x H)	552 x 398 x 685 mm (21-3/4 x 15-5/8 x 27")
Net weight	16.9 kg (37.3 lbs.)
Power supply cord	5.0 m (16.4 ft)

GYUPPA



Hose, Front Cuffs (22, 24, 38), Belt Hook, Hose Band, Cap, Poly bag set

## VC3210L Vacuum Cleaner

32 L Dust Class L GYUPPA Vacuum Cleaner (Wet & Dry)



Continuous rating Input	1,050W
Max peak air flow	2.0 m <sup>3</sup> / min
Max Sealed Suction (water column)	22.0 kPa (2,240 mmH <sub>2</sub> O)
Tank Capacity	Dust: 32 L Water: 27 L
Dimensions (L x W x H)	552 x 398 x 685 mm (21-3/4 x 15-5/8 x 27")
Net weight	14.5 kg (32 lbs.)
Power supply cord	5.0 m (16.4 ft)

GYUPPA



Hose, Holder, Front Cuffs (22, 24, 38), Poly bag set

# Dust management

## VC2201M Vacuum Cleaner

22 L Dust Class M GYUPPA Vacuum Cleaner (Wet & Dry)



Continuous rating Input	1,050W
Max peak air flow	2.0 m <sup>3</sup> / min
Max Sealed Suction (water column)	22.0 kPa (2,240 mmH <sub>2</sub> O)
Tank Capacity	Dust: 22 L Water: 17 L
Dimensions (L x W x H)	552 x 398 x 569 mm (21-3/4 x 15-5/8 x 22-3/8")
Net weight	16 kg (35.4 lbs.)
Power supply cord	5.0 m (16.4 ft)



Hose, Front Cuffs (22, 24, 38), Cap, Poly bag 800x650, Poly bag set (incl. 10 pcs of Poly bag 800x650)

## VC2211M Vacuum Cleaner

22 L Dust Class M GYUPPA Vacuum Cleaner (Wet & Dry)



Continuous rating Input	1,050W
Max peak air flow	2.0 m <sup>3</sup> / min
Max Sealed Suction (water column)	22.0 kPa (2,240 mmH <sub>2</sub> O)
Tank Capacity	Dust: 22 L Water: 17 L
Dimensions (L x W x H)	552 x 398 x 569 mm (21-3/4 x 15-5/8 x 22-3/8")
Net weight	16.3 kg (35.9 lbs.)
Power supply cord	5.0 m (16.4 ft)



Hose, Front Cuffs (22, 24, 38), Belt Hook, Hose Band, Cap, Poly bag 800x650, Poly bag set (incl. 10 pcs of Poly bag 800x650)

## VC2510L Vacuum Cleaner

25 L Dust Class L GYUPPA Vacuum Cleaner (Wet & Dry)



Continuous rating Input	1,050W
Max peak air flow	2.0 m <sup>3</sup> / min
Max Sealed Suction (water column)	22.0 kPa (2,240 mmH <sub>2</sub> O)
Tank Capacity	Dust: 25 L Water: 14 L
Dimensions (L x W x H)	432 x 416 x 451 mm (17 x 16-3/8 x 17-3/4")
Net weight	10.5 kg (23.2 lbs.)
Power supply cord	5.0 m (16.4 ft)



Hose, Holder, Front Cuffs (22, 24, 38), Poly bag set

## VC1310L Vacuum Cleaner

13 L Dust Class L GYUPPA Vacuum Cleaner (Wet & Dry)



Continuous rating Input	1,050W
Max peak air flow	2.0 m <sup>3</sup> / min
Max Sealed Suction (water column)	22.0 kPa (2,240 mmH <sub>2</sub> O)
Tank Capacity	Dust: 13 L Water: 7 L
Dimensions (L x W x H)	366 x 334 x 420 mm (14-3/8 x 13-1/8 x 16-1/2")
Net weight	9.6 kg (21.2 lbs.)
Power supply cord	5.0 m (16.4 ft)



Hose, Holder, Front Cuffs (22, 24, 38), Poly bag set

## VC4210M Vacuum Cleaner

34 L Dust Class M Vacuum Cleaner (Wet & Dry)



Continuous rating Input	1,200W
Max peak air flow	4.5 m <sup>3</sup> / min
Max Sealed Suction	25.0 kPa
Tank Capacity	Dust: 34 L Water: 30 L
Dimensions (L x W x H)	565 x 385 x 605 mm
Net weight	16 kg (35.3 lbs.)
Power supply cord	7.5 m (24.6 ft)



Hose, Quickcoupling, Universal powertool adapter, Fleece filter bag, Disposal bag, Chrome hand tube, Metal tube, Floor Nozzle, Crevice Nozzle, Makpac holder, Powertool adapter

## VC4210L Vacuum Cleaner

34 L Dust Class L Vacuum Cleaner (Wet & Dry)



Continuous rating Input	1,200W
Max peak air flow	4.5 m <sup>3</sup> / min
Max Sealed Suction	25.0 kPa
Tank Capacity	Dust: 34 L Water: 30 L
Dimensions (L x W x H)	565 x 385 x 605 mm
Net weight	16 kg (35.3 lbs.)
Power supply cord	7.5 m (24.6 ft)



Hose, Quickcoupling, Universal powertool adapter, Fleece filter bag, Disposal bag, Chrome hand tube, Metal tube, Floor Nozzle, Crevice Nozzle, Makpac holder, Powertool adapter

## VC3012M Vacuum Cleaner

24 L Dust Class M Vacuum Cleaner (Wet & Dry)



Continuous rating Input	1,500W
Max peak air flow	3.7 m <sup>3</sup> / min
Max Sealed Suction	25.0 kPa
Tank Capacity	Dust: 24 L Water: 19 L
Dimensions (L x W x H)	450 x 380 x 595 mm
Net weight	11 kg (25.3 lbs.)
Power supply cord	7.5 m (24.6 ft)



Hose, Powertool adapter, AS Quick, Quickcoupling, Fleece filter bag, Disposal bag, Chrome hand tube, Metal tube, Floor Nozzle, Crevice Nozzle, Tube Holder

## VC3012L Vacuum Cleaner

24 L Dust Class L Vacuum Cleaner (Wet & Dry)



Continuous rating Input	1,500W
Max peak air flow	3.7 m <sup>3</sup> / min
Max Sealed Suction	25.0 kPa
Tank Capacity	Dust: 24 L Water: 19 L
Dimensions (L x W x H)	450 x 380 x 595 mm
Net weight	11 kg (25.3 lbs.)
Power supply cord	7.5 m (24.6 ft)



Hose, Powertool adapter, AS Quick, Quickcoupling, Fleece filter bag, Disposal bag, Chrome hand tube, Metal tube, Floor Nozzle, Crevice Nozzle, Tube Holder

# Dust management

## VC3011L Vacuum Cleaner

26 L Dust Class L Vacuum Cleaner (Wet & Dry)



Continuous rating Input	1,000W
Max peak air flow	3.6 m <sup>3</sup> / min
Max Sealed Suction	21.0 kPa
Tank Capacity	Dust: 26 L
	Water: 23 L
Dimensions (L x W x H)	390 x 400 x 635 mm
Net weight	9 kg (19.9 lbs.)
Power supply cord	7.5 m (24.6 ft)



Hose, Crevice Nozzle, Tool adapter, Tool Box, Floor Nozzle, Aluminum Tube, Fleece filter bag, Disposal bag

## VC2512L Vacuum Cleaner

21 L Dust Class L Vacuum Cleaner (Wet & Dry)



Continuous rating Input	1,000W
Max peak air flow	3.6 m <sup>3</sup> / min
Max Sealed Suction	21.0 kPa
Tank Capacity	Dust: 21 L
	Water: 18 L
Dimensions (L x W x H)	390 x 390 x 530 mm
Net weight	7 kg (15.5 lbs.)
Power supply cord	5 m (16.4 ft)



Hose, Hand tube, Crevice Nozzle, Floor Nozzle, Tool adapter, Aluminum Tube, Fleece filter bag, Disposal bag

## VC2012L Vacuum Cleaner

15 L Dust Class L Vacuum Cleaner (Wet & Dry)



Continuous rating Input	1,000W
Max peak air flow	3.6 m <sup>3</sup> / min
Max Sealed Suction	21.0 kPa
Tank Capacity	Dust: 15 L
	Water: 12 L
Dimensions (L x W x H)	371 x 390 x 495 mm
Net weight	7 kg (15.5 lbs.)
Power supply cord	5 m (16.4 ft)



Hose, Hand tube, Crevice Nozzle, Floor Nozzle, Tool adapter, Aluminum Tube, Fleece filter bag, Disposal bag

## VC2000L Vacuum Cleaner

20 L Dust Class L Vacuum Cleaner



Continuous rating Input	1,000W
Max Sealed Suction	21.0 kPa
Tank Capacity	20 L
Dimensions (L x W x H)	390 x 385 x 505 mm
Net weight	7.5 kg
Power supply cord	5 m (16.4 ft)



## DVC750L Cordless Portable Vacuum Cleaner

18V

18V LXT BL Brushless Cordless 7.5 L Dust Class L HEPA Portable 2-Speed Vacuum Cleaner (Wet & Dry)



Capacity	Dust / Water: 7.5 / 4.5 L
Continuous Use (min.)	w/ BL1850B (High): 30
	w/ BL1850B (Normal): 60
Max Air Flow	High / Normal: 1.6 / 1.3 m <sup>3</sup> /min
Max Sealed Suction	High / Normal: 6.7 / 4.2 kPa
Suction Power	High / Normal: 50 / 25 W
Dimensions (L x W x H)	418 x 251 x 278 mm (16-1/2 x 9-7/8 x 11")
Net weight	4.3 - 4.6 kg (9.4 - 10.1 lbs.)

LXT BL XPT



Hose, Floor Nozzle, Sash Nozzle, Shoulder Belt, Round Brush, Shelf Brush, Joint, Battery, Charger

## DVC350 Cordless Vacuum Cleaner

18V

18V LXT Li-Ion Cordless Vacuum Cleaner



Max Air Flow	1.4 m <sup>3</sup> /min
Max Sealed Suction	6.0 kPa (612 mmH <sub>2</sub> O)
(water column)	
Recoverable capacity	Dust: 3.0 L (0.8 gal)
Dimensions (L x W x H)	273 x 195 x 226 mm
	(10-3/4 x 7-5/8 x 8-7/8")
Net weight	2.2 - 2.4 kg (4.8 - 5.3 lbs.)

LXT



Charger, Battery, Nozzle, Dust Bag, Hose, Shoulder Belt

## VC009G Cordless Backpack Vacuum Cleaner

40V max

40Vmax XGT BL AWS Cordless HEPA Backpack Vacuum Cleaner



Capacity	Cloth Dust Bag: 1.5 L
Max Air Flow	1.9 m <sup>3</sup> /min
Max Sealed Suction	18 kPa
Suction Power	w/ Hose 28-1.5, Max / High / Normal
	: 165 / 85 / 45
Dimensions (L x W x H)	233 x 151 x 376 mm
	(9-1/8 x 5-15/16 x 14-3/4")
Net weight	4.3 - 4.7 kg (9.5 - 10.4 lbs.)

XGT BL AWS



Hose, Hose Band, Dust Bag, Front Cuff (country-specific), Wireless Unit, Battery, Charger

## VC008G Cordless Backpack Vacuum Cleaner

40V max

40Vmax XGT BL Brushless Cordless HEPA Backpack Vacuum Cleaner



Capacity	Cloth Dust Bag: 1.5 L
Max Air Flow	2.4 m <sup>3</sup> /min
Max Sealed Suction	18 kPa
Suction Power	w/ Hose 32-1.0 (Max): 180 W
Dimensions (L x W x H)	233 x 151 x 376 mm
	(9-1/8 x 5-15/16 x 14-3/4")
Net weight	4.3 - 4.7 kg (9.5 - 10.4 lbs.)

XGT BL



Floor Nozzle, Hose, Hose Band, Nozzle, Telescopic pipe assembly, Bent Pipe, Switching nozzle, Free Nozzle, Dust Bag, Front Cuff (country-specific), Battery, Charger

# Dust management

## DVC665 Cordless Backpack Vacuum Cleaner 18V x2

### 18V X2 (36V) LXT BL AWS Cordless HEPA Backpack Vacuum Cleaner



Capacity	Cloth Dust Bag: 5.5 L
Continuous Use (min.)	w/ BL1860B, Max / High / Normal : 75 / 40 / 140
Max Air Flow	w/ Hose Complete 28-1.5: 1.8 m <sup>3</sup> /min
Max Sealed Suction	11 kPa
Suction Power	w/ Hose 28-1.5, High / Normal: 85 / 45 W
Dimensions (L x W x H)	297 x 174 x 523 mm (11-3/4 x 6-7/8 x 20-5/8")
Net weight	6.1 - 6.7 kg (13.5 - 14.9 lbs.)

LXT BL AWS



Floor Nozzle, Hose, Hose Band, Nozzle, Telescopic pipe assembly, Bent Pipe, Switching nozzle, Free Nozzle, Dust Bag, Front Cuffs (22, 24), Battery, Charger

## DVC660 Cordless Backpack Vacuum Cleaner 18V x2

### 18V X2 (36V) LXT BL Brushless Cordless HEPA Backpack Vacuum Cleaner



Capacity	Cloth Dust Bag: 5.5 L
Continuous Use (min.)	w/ BL1860B, Max / High / Normal : 75 / 40 / 140
Max Air Flow	w/ Hose Complete 28-1.0: 2 m <sup>3</sup> /min w/ Hose Complete 28-1.5: 1.8 m <sup>3</sup> /min
Max Sealed Suction	11 kPa
Suction Power	Max / High / Normal w/ Hose 28-1.0 : 95 / 45 / 25 W Max / High / Normal w/ Hose 28-1.5 : 85 / 45 / 25 W
Dimensions (L x W x H)	297 x 174 x 523 mm (11-3/4 x 6-7/8 x 20-5/8")
Net weight	6.1 - 6.7 kg (13.4 - 14.8 lbs.)

LXT BL



Floor Nozzle, Hose, Hose Band, Nozzle, Telescopic pipe assembly, Bent Pipe, Switching nozzle, Free Nozzle, Dust Bag, Front Cuffs (22, 24), Battery, Charger

## DVC265 Cordless Backpack Vacuum Cleaner 18V x2

### 18V X2 (36V) LXT BL AWS Cordless HEPA Backpack Vacuum Cleaner



Capacity	Paper Dust Bag / Cloth Dust Bag: 2 / 1.5 L
Continuous Use (min.)	w/ BL1860B, High / Low: 40 / 75
Max Air Flow	w/ Hose Complete 28-1.0: 2 m <sup>3</sup> /min w/ Hose Complete 28-1.5: 1.8 m <sup>3</sup> /min
Max Sealed Suction	11 kPa
Suction Power	High / Normal w/ Hose 28-1.0: 90 / 45 W High / Normal w/ Hose 28-1.5: 85 / 45 W
Dimensions (L x W x H)	230 x 152 x 373 mm (9 x 6 x 14-3/4")
Net weight	3.9 - 4.5 kg (8.6 - 10.0 lbs.)

LXT BL AWS



Hose, Hose Band, Nozzle, Telescopic pipe assembly, Bent Pipe, Switching nozzle, Free Nozzle, Dust Bag, Front Cuffs (22, 24), Wireless Unit, Battery, Charger

## DVC261 Cordless Backpack Vacuum Cleaner 18V x2

### 18V X2 (36V) LXT BL Brushless Cordless HEPA Backpack Vacuum Cleaner



Capacity	Paper Dust Bag / Cloth Dust Bag: 2 / 1.5 L
Continuous Use (min.)	w/ BL1860B, Max / High / Normal : 40 / 75 / 140
Max Air Flow	w/ Hose complete 32-1.0: 2.2 m <sup>3</sup> /min w/ Hose Complete 28-1.0: 2.0 m <sup>3</sup> /min w/ Hose Complete 28-1.5: 1.8 m <sup>3</sup> /min
Max Sealed Suction	11 kPa
Suction Power	High / Normal w/ Hose 28-1.0: 90 / 45 / 25 W High / Normal w/ Hose 28-1.5: 85 / 45 / 25 W
Dimensions (L x W x H)	230 x 152 x 373 mm (9 x 6 x 14-3/4")
Net weight	3.8 - 4.5 kg (8.5 - 9.9 lbs.)

LXT BL



Floor Nozzle, Hose, Hose Band, Nozzle, Telescopic pipe assembly, Bent Pipe, Switching nozzle, Free Nozzle, Dust Bag, Front Cuffs (22, 24), Battery, Charger

Dust management





Model No.	Dust class	Powered	Tank capacity Dust/ Water (L)	Tank type	Max Air Flow (m <sup>3</sup> / min)	Max Sealed Suction (kpa)	Switch of connected power tool
-----------	------------	---------	-------------------------------	-----------	-------------------------------------	--------------------------	--------------------------------

### Cordless Vacuum Cleaner / Vacuum Cleaner

VC005GL	L	DC (40Vmax)	8 / -	Plastic	2.8 (hose Ø 32-1.7)	23	-
VC004GL	L (HEPA filter)	DC (40Vmax)	15 / -	Plastic	1.7 (hose Ø 32-1.7)	23	AWS
VC003GL	L	DC (40Vmax)	15 / 12	Plastic	3.2 (hose Ø 38-2.5)	23	-
VC002GL	L (HEPA filter)	DC (40Vmax)	8 / -	Plastic	1.7 (hose Ø 32-1.7)	23	AWS
VC001GL	L	DC (40Vmax)	8 / 6	Plastic	3.2 (hose Ø 38-2.5)	23	-
DVC157L	L (HEPA filter)	DC (LXT18V x2)	15 / -	Plastic	2.4	11	AWS
DVC156L	L	DC (LXT18V x2)	15 / -	Plastic	2.1	11	-
DVC155L	L	DC (LXT18V x2)	15 / 12	Plastic	2.1	11	-
DVC867L	L (HEPA filter)	DC (LXT18V x2)	8 / -	Plastic	2.4	11	AWS
DVC866L	L	DC (LXT18V x2)	8 / -	Plastic	2.1	11	-
DVC865L	L	DC (LXT18V x2)	8 / 5	Plastic	2.1	11	-
DVC861L	L (HEPA filter)	DC (LXT18V x2)	8 / -	Plastic	AC/DC : 3.6 / 2.1 (Ø 38-2.5)	AC/DC : 24 / 9.0	-
DVC860L	L	DC (LXT18V x2)	8 / 6	Plastic	AC/DC : 3.6 / 2.1 (Ø 38-2.5)	AC/DC : 24 / 9.0	-
VC3211H	M	AC	32 / 27	Stainless steel	2.0 (hose Ø 28-2.5)	22	Automatic
VC3211M	M	AC	32 / 27	Stainless steel	2.0 (hose Ø 28-2.5)	22	Automatic
VC3210L	L	AC	32 / 27	Stainless steel	2.0 (hose Ø 28-2.5)	22	Automatic
VC2201M	M	AC	22 / 17	Stainless steel	2.0 (hose Ø 28-2.5)	22	-
VC2211M	M	AC	22 / 17	Stainless steel	2.0 (hose Ø 28-2.5)	22	Automatic
VC2510L	L	AC	25 / 14	Plastic	2.0 (hose Ø 28-2.5)	22	Automatic
VC1310L	L	AC	13 / 7	Plastic	2.0 (hose Ø 28-2.5)	22	Automatic
VC4210M	M	AC	34 / 30	Plastic	4.5	25	Automatic
VC4210L	L	AC	34 / 30	Plastic	4.5	25	Automatic
VC3012M	M	AC	24 / 19	Plastic	3.7	25	Automatic
VC3012L	L	AC	24 / 19	Plastic	3.7	25	Automatic
VC3011L	L	AC	26 / 23	Stainless steel	3.6	21	Automatic
VC2512L	L	AC	21 / 18	Plastic	3.6	21	Automatic
VC2012L	L	AC	15 / 12	Stainless steel	3.6	21	Automatic
VC2000L	L	AC	20 / -	Plastic	-	21	-
DVC750L	L (HEPA filter)	DC (LXT18V)	7.5 / 4.5	Plastic	1.6	6.7	-
DVC350	-	DC (LXT18V)	3 / -	-	1.4 (hose Ø 28-2.5)	6.0	-

### Cordless Backpack Vacuum Cleaner

VC009G	(HEPA filter)	DC (40Vmax)	Cloth Dust Bag: 1.5 / -	-	1.9 (hose Ø 28-1.0)	18	AWS
VC008G	(HEPA filter)	DC (40Vmax)	Cloth Dust Bag: 1.5 / -	-	2.4 (hose Ø 32-1.0)	18	-
DVC665	(HEPA filter)	DC (LXT18V x2)	Paper Dust Bag 6.0 / - Cloth Dust Bag 5.5	-	1.8 (hose Ø 28-1.0)	11	AWS
DVC660	(HEPA filter)	DC (LXT18V x2)	Paper Dust Bag 6.0 / - Cloth Dust Bag 5.5	-	2.2 (hose Ø 32-1.0)	11	-
DVC265	(HEPA filter)	DC (LXT18V x2)	Paper Dust Bag 2.0 / - Cloth Dust Bag 1.5	-	2.0 (hose Ø 28-1.0)	11	AWS
DVC261	(HEPA filter)	DC (LXT18V x2)	Paper Dust Bag 2.0 / - Cloth Dust Bag 1.5	-	2.2 (hose Ø 32-1.0)	11	-

### Cordless Upright Cleaner

DVC560	5L(HEPA filter)	DC (LXT18V x2)	5 / -	-	1.9	12	-
--------	-----------------	----------------	-------	---	-----	----	---

# Dust management

## DCL501

Cordless Cyclone Cleaner

18V

### 18V LXT BL Brushless Cordless HEPA 2-Speed Cyclone Cleaner



Capacity	250 mL
Continuous Use (min.)	w/ BL1860B (High): 35 w/ BL1860B (Low): 77
Max Air Flow	1.2 m <sup>3</sup> /min
Max Sealed Suction	10 kPa (1,020 mmH <sub>2</sub> O)
Suction Power	High / Low: 75 / 25 W
Dimensions (L x W x H)	352 x 189 x 252 mm (13-7/8 x 7-7/16 x 9-7/8")
Net weight	3.1 - 3.4 kg (6.8 - 7.5 lbs.)



Shoulder Belt, Crevice Nozzle, Cleaning Brush, Floor Nozzle, Zoom Pipe, Hose, Hose Hook

## DRC300

Robotic Cleaner

18V

### 18V LXT BL Brushless Robotic Cleaner w/ Mapping Function



Continuous Use (min.)	w/ BL1860B x2: 240
Max cleaning area	w/ BL1860B x2: 600 m <sup>2</sup>
Max running speed	0.3 m/sec
Dust Box Capacity	3.0 L
Dimensions (L x W x H)	500 x 500 x 204 mm (19-3/4 x 19-3/4 x 8")
Net weight	9.6 - 10.6 kg (21.2 - 23.4 lbs.)



Wireless remote controller (including two AAA alkaline batteries), Side Brush

## DRC200

Robotic Cleaner

18V

### 18V LXT BL Brushless Robotic Cleaner



Continuous Use (min.)	w/ BL1850B x2: 200 w/ BL1830B x2: 120
Max cleaning area	w/ BL1850B x2: 500 m <sup>2</sup> w/ BL1830B x2: 300 m <sup>2</sup>
Max running speed	0.3 m/sec
Dust Box Capacity	2.5 L
Dimensions (L x W x H)	460 x 460 x 180 mm (18-1/8 x 18-1/8 x 7-1/8")
Net weight	7.8 kg (16.1 lbs.)



Wireless remote controller (including two AAA alkaline batteries), Side Brush, Boundary Tape

## DVC560

Cordless Upright Cleaner

18V x2

### 18V X2 (36V) LXT BL Brushless Cordless 5 L HEPA Upright Cleaner



Capacity	Dust: 5 L
Continuous Use (min.)	w/ BL1860B x2 Max / Normal / Low Noise: 30 / 60 / 120
Max Air Flow	1.9 m <sup>3</sup> /min
Max Sealed Suction	12 kPa
Suction Power	Max / Normal / Low Noise: 85 / 50 / 25 W
Dust Pick-Up Rate	Max / Normal / Low Noise: 47 / 44 / 40
Cleaning Width	318 mm
Brushroll Rotation Speed	Max / Normal / Low Noise: 3,500 / 2,500 / 1,000 RPM
Dimensions (L x W x H)	326 x 318 x 1,146 mm (12-7/8 x 12-1/2 x 45")
Net weight	8.3 - 9.0 kg (18.3 - 19.8 lbs.)



Long Sash Nozzle, Round Brush, Filter Bag, Filter H, Filter Bag Set

## DCL184

Cordless Cleaner

18V

### 18V LXT Li-Ion Cordless 3-Speed Cleaner



Capacity	Cloth Dust Bag / Paper Dust Bag: 500 / 330 mL
Continuous Use	Max / High / Normal: 20 / 30 / 80
(w/ BL1830B) (min.)	
Max Air Flow	Cleaning: 1.4 m <sup>3</sup> /min
Max Sealed Suction	5.4 kPa (550 mmH <sub>2</sub> O)
(water column)	
Suction Power	Max / High / Normal: 38 / 23 / 5 W
Max Air Flow	Blowing: 0.4 m <sup>3</sup> /min
Max Air Velocity	Blowing: 100 m/s
Dimensions (L x W x H)	w/ BL1830B / BL1840B / BL1850B / BL1860B : 365 x 138 x 202 mm (14-3/8 x 5-7/16 x 8")
Net weight	1.8 - 2.2 kg (4.0 - 4.9 lbs.)



Seat Nozzle, Mat Nozzle, Rubber Nozzle, Soft Brush, Blower Attachment, Dust Bag, Paper Dust Bag, Shoulder Belt, Battery, Charger

## CL121D

Cordless Cleaner

12V max

### 12Vmax CXT Li-Ion Cordless 3-Speed Cleaner



Capacity	Cloth Dust Bag / Paper Dust Bag: 500 / 330 mL
Continuous Use	Max / High / Normal: 27 / 32 / 67
(w/ BL1041B) (min.)	
Continuous Use	Max / High / Normal: 10 / 12 / 25
(w/ BL1016) (min.)	
Max Air Flow	1.3 m <sup>3</sup> /min
Max Sealed Suction	4.6 kPa (470 mmH <sub>2</sub> O)
(water column)	
Suction Power	Max / High / Normal: 28 / 19 / 5 W
Max Air Flow	Blowing: 0.3 m <sup>3</sup> /min
Max Air Velocity	Blowing: 76 m/s
Dimensions (L x W x H)	w/ BL1016/BL1021B : 345 x 138 x 202 mm (13-5/8 x 5-7/16 x 8")
Net weight	1.7 - 1.8 kg (3.7 - 4.0 lbs.)



Seat Nozzle, Mat Nozzle, Rubber Nozzle, Soft Brush, Blower Attachment, Dust Bag, Paper Dust Bag, Shoulder Belt, Battery, Charger



Cordless Cleaner



40V max  
XGT

CL001G / CL002G / CL003G 40Vmax XGT BL Brushless Cordless Cleaner



new

	CL001G	CL002G	CL003G
Capacity	730 mL	Dust Bag / Paper Pack : 500 / 330mL	250mL
Continuous Use (min.)	w/ BL4025, 1 / 2 / 3 / 4 : 80 / 40 / 25 / 17	w/ BL4025, 1 / 2 / 3 / 4 : 80 / 40 / 25 / 16	w/ BL4025, 1 / 2 / 3 / 4 : 80 / 40 / 25 / 16
Dimensions (L x W x H)	505 x 113 x 152 mm (19-7/8 x 4-7/16 x 6")	505 x 114 x 152 mm (19-7/8 x 4-1/2 x 6")	545 x 113 x 177 mm
Net weight	1.7 - 2.3 kg (3.7 - 5.1 lbs.)	1.8 - 3.0 kg (4.0 - 6.6 lbs.)	1.9 - 2.5 kg (4.2 - 5.5 lbs.)

Floor Nozzle, Sash Nozzle, Sash Nozzle Holder, Pipe, Filter H (CL001G), Easy Shake Off Filter (CL001G), Easy Shake Off Dust Bag (CL002G), Paper Dust Bag (CL002G), Battery, Charger

18V  
LXT  
Fast Charging

DCL280F / DCL281F / DCL282F 18V LXT BL Brushless Li-Ion Cordless Cleaner



	DCL280F	DCL281F	DCL282F
Capacity	750 mL	750 mL	Normal Dust Bag / Paper Filter : 500 / 330mL
Continuous Use (min.)	w/ BL1830B: 20	w/ BL1830B Max / High / Normal : 15 / 20 / 50	w/ BL1830B Max / High / Normal : 15 / 20 / 50
Dimensions (L x W x H)	1,016x113x155 mm (40"x4-7/16"x6-1/8")	1,016x113x154 mm (40"x4-7/16"x6-1/8")	1,016x114x154 mm (40"x4-1/2"x6-1/16")
Net weight	1.2 - 1.6 kg (2.7 - 3.5 lbs.)	1.2 - 1.6 kg (2.7 - 3.5 lbs.)	1.3 - 1.6 kg (2.8 - 3.5 lbs.)

Floor Nozzle, Sash Nozzle, Sash Nozzle Holder, Pipe, Filter H (DCL280F / DCL281F), Easy Shake Off Filter (DCL280F / DCL281F), Easy Shake Off Dust Bag (DCL282F), Paper Dust Bag (DCL282F), Battery, Charger

DCL180 / DCL181F / DCL182 18V LXT Li-Ion Cordless Cleaner



	DCL180	DCL181F	DCL182
Capacity	650 mL	650 mL	Dust Bag / Paper Pack : 500 / 330mL
Continuous Use (min.)	w/ BL1830B: 20	w/ BL1830B High / Low : 20 / 40	w/ BL1850B High / Low : 33 / 66
Dimensions (L x W x H)	999x114x152 mm (39-1/4"x4-1/2"x6")	999x114x152 mm (39-1/4"x4-1/2"x6")	1,004x115x151 mm (39-1/2"x4-1/2"x5-15/16")
Net weight	1.2 kg (2.7 lbs.)	1.2 - 1.4 kg (2.7 - 3.1 lbs.)	1.3 kg (2.8 lbs.)

Floor Nozzle, Sash Nozzle, Sash Nozzle Holder, Pipe, Filter (DCL180 / DCL181F), Prefilter (DCL180 / DCL181F), Dust Bag (DCL182), Paper Dust Bag (DCL182), Battery, Charger

12V max  
CXT  
Fast Charging

CL106FD / CL107FD / CL108FD 12V max CXT Li-Ion Cordless Cleaner



	CL106FD	CL107FD	CL108FD
Capacity	600 mL	Dust Bag / Paper Pack : 500 / 330mL	600 mL
Continuous Use (min.)	w/ BL1041B: 42	w/ BL1041B Max / High / Normal : 20 / 24 / 50	w/ BL1016B Max / High / Normal : 10 / 12 / 25
Dimensions (L x W x H)	958x100x150 mm (37-3/4"x3-15/16"x5-7/8")	960x112x150 mm (37-3/4"x4-3/8"x5-7/8")	956x110x150 mm (37-5/8"x4-5/16"x5-7/8")
Net weight	1.0 - 1.1 kg (2.1 - 2.5 lbs.)	1.1 - 1.3 kg (2.5 - 2.9 lbs.)	1.0 - 1.2 kg (2.3 - 2.6 lbs.)

Floor Nozzle, Sash Nozzle, Sash Nozzle Holder, Pipe, Filter (CL106FD / CL108FD), Prefilter (CL106FD / CL108FD), Dust Bag (CL107FD), Paper Dust Bag (CL107FD), Battery, Charger

12V max  
Built-in Battery

CL114FD / CL117FD 12Vmax Li-Ion Cordless Cleaner Built-In Battery



new

	CL114FD	CL117FD
Capacity	Cloth Dust Bag / Paper Dust Bag : 500 / 330 mL	600 mL
Continuous Use (min.)	Powerful / High / Normal: 10 / 18 / 55	Powerful / High / Normal: 10 / 18 / 55
Dimensions (L x W x H)	w/ Pipe & Nozzle: 983 x 113 x 136 mm (38-3/4 x 4-7/16 x 5-3/8")	w/ Pipe & Nozzle: 983 x 110 x 136 mm (38-3/4 x 4-5/16 x 5-3/8")
Net weight	1.1 kg (2.4 lbs.)	1.0 kg (2.2 lbs.)

Floor Nozzle, Sash Nozzle, Sash Nozzle Holder, Pipe, Dust Bag (CL114FD), Paper Dust Bag (CL114FD), Charger

7.2V  
10.8V

CL070D / CL072D / CL100D / CL102D 7.2V Li-Ion Cordless Cleaner / 10.8V Li-Ion Cordless Cleaner



	CL070D	CL072D	CL100D	CL102D
Capacity	600 mL	Dust Bag / Paper Pack : 500 mL / 330 mL	600 mL	Dust Bag / Paper Pack : 500 mL / 330 mL
Continuous Use (min.)	8	High / Low: 8 / 16	12	High / Low: 13 / 21
Dimensions (L x W x H)	966x103x142 mm (38-1/32"x4-1/16"x5-5/8")	984x113x146 mm (38-3/4"x4-7/16"x5-3/4")	966x103x150 mm (38-1/32"x4-1/16"x5-7/8")	984x113x150 mm (38-3/4"x4-7/16"x5-7/8")
Net weight	0.81 kg (1.8 lbs.)	1.0 kg (2.2 lbs.)	0.88 kg (1.94 lbs.)	1.1 kg (2.4 lbs.)

Floor Nozzle, Sash Nozzle, Sash Nozzle Holder, Pipe, Filter (CL070D / CL100D), Prefilter (CL070D / CL100D), Dust Bag (CL072D / CL102D), Paper Dust Bag (CL072D / CL102D), Battery, Charger

18V

CL183D 18V Li-Ion Cordless Cleaner, G-Battery



	CL183D
Capacity	600 mL
Continuous Use (min.)	w/ BL1815G: 30
Dimensions (L x W x H)	966x102x148 mm (38"x4"x5-7/8")
Net weight	1.2 kg (2.6 lbs.)

Floor T-Nozzle28, Sash Nozzle, Sash Nozzle Holder, Pipe, Filter, Prefilter, Battery, Charger

Dust management

Capsule type



One touch switch



CL001G

40Vmax



Easy shake off dust filter

BL  
MAXPOWER  
HEPA  
filter



Max Air Flow  
1.2m<sup>3</sup>/min

Max Sealed Suction  
21kPa

DCL281F

18V



Easy shake off dust filter

BL  
MAXPOWER  
HEPA  
filter



Max Air Flow  
1.5m<sup>3</sup>/min

Max Sealed Suction  
8.2kPa

DCL181F

18V



Easy shake off dust filter

BL  
MAXPOWER  
HEPA  
filter



Max Air Flow  
1.4m<sup>3</sup>/min

Max Sealed Suction  
5.3kPa

Paper bag type



One touch switch



CL002G

40Vmax



Easy shake off dust bag

BL  
MAXPOWER  
HEPA  
filter



Max Air Flow  
1.2m<sup>3</sup>/min

Max Sealed Suction  
21kPa

DCL282F

18V



Easy shake off dust bag

BL  
MAXPOWER  
HEPA  
filter



Max Air Flow  
1.5m<sup>3</sup>/min

Max Sealed Suction  
8.2kPa

DCL182

18V



Easy shake off dust bag

BL  
MAXPOWER  
HEPA  
filter



Max Air Flow  
1.4m<sup>3</sup>/min

Max Sealed Suction  
5.4kPa

Capsule type



Trigger switch



DCL280F

18V



Easy shake off dust filter



Lock on button

BL  
MAXPOWER  
HEPA  
filter



Max Air Flow  
1.4m<sup>3</sup>/min

Max Sealed Suction  
6.4kPa

DCL180

18V



Easy shake off dust filter

BL  
MAXPOWER  
HEPA  
filter



Max Air Flow  
1.4m<sup>3</sup>/min

Max Sealed Suction  
4.2kPa

CL106FD

12Vmax



Easy shake off dust filter

BL  
MAXPOWER  
HEPA  
filter



Max Air Flow  
1.3m<sup>3</sup>/min

Max Sealed Suction  
3.1kPa

Cyclone unit



One touch switch



CL003G

40Vmax



Easy shake off dust filter

BL  
MAXPOWER  
HEPA  
filter



Max Air Flow  
1.0m<sup>3</sup>/min



Max Sealed Suction  
20kPa

Home

Building

- Built-in Job Light
- Electronic 2-Speed
- Electronic 3-Speed
- Electronic 4-Speed

<p> <b>CL108FD</b> <b>12Vmax</b></p>  <p><b>Max Air Flow</b> <b>1.2m<sup>3</sup>/min</b></p> <p><b>Max Sealed Suction</b> <b>4.4kPa</b></p>	<p> <b>CL117FD 2.0Ah</b> <b>12Vmax Built-in Battery</b></p>  <p><b>Max Air Flow</b> <b>1.4m<sup>3</sup>/min</b></p> <p><b>Max Sealed Suction</b> <b>5.0kPa</b></p>
--	---

<p> <b>CL107FD</b> <b>12Vmax</b></p>  <p><b>Max Air Flow</b> <b>1.4m<sup>3</sup>/min</b></p> <p><b>Max Sealed Suction</b> <b>5.0kPa</b></p>	<p> <b>CL114FD 2.0Ah</b> <b>12Vmax Built-in Battery</b></p>  <p><b>Max Air Flow</b> <b>1.4m<sup>3</sup>/min</b></p> <p><b>Max Sealed Suction</b> <b>5.0kPa</b></p>	<p> <b>CL102D</b> <b>10.8V</b></p>  <p><b>Max Air Flow</b> <b>1.1m<sup>3</sup>/min</b></p> <p><b>Max Sealed Suction</b> <b>2.7kPa</b></p>	<p> <b>CL072D</b> <b>7.2V</b></p>  <p><b>Max Air Flow</b> <b>1.1m<sup>3</sup>/min</b></p> <p><b>Max Sealed Suction</b> <b>2.1kPa</b></p>
---	--	--	--

<p> <b>CL100D</b> <b>10.8V</b></p>  <p><b>Max Air Flow</b> <b>1.3m<sup>3</sup>/min</b></p> <p><b>Max Sealed Suction</b> <b>2.3kPa</b></p>	<p> <b>CL070D</b> <b>7.2V</b></p>  <p><b>Max Air Flow</b> <b>1.2m<sup>3</sup>/min</b></p> <p><b>Max Sealed Suction</b> <b>2.2kPa</b></p>	<p> <b>CL183D</b> <b>18V</b></p>  <p><b>Max Air Flow</b> <b>1.3m<sup>3</sup>/min</b></p> <p><b>Max Sealed Suction</b> <b>2.6kPa</b></p>
--	---	---

# Dust management

## UB001C

Battery Powered Blower



### BL Brushless Battery Powered Variable Speed Blower



Max Air Volume	Cruise Control Mode: 0 - 15.0 m <sup>3</sup> /min Boost Mode: 17.6 m <sup>3</sup> /min
Max Air Velocity	Cruise Control Mode: 0 - 60 m/s Boost Mode: 70 m/s
Blowing Force	Cruise Control Mode: 0 - 15.0 N Boost Mode: 20.0 N
No Load Speed (RPM)	Cruise Control Mode: 0 - 21,000 / Boost Mode: 24,000
Continuous Use (min.)	Cruise Control Mode w/ PDC01 (BL1860B x4): 28 Cruise Control Mode w/ PDC1200: 90 Boost Mode w/ PDC01 (BL1860B x4): 17 w/ Nozzle: 960 - 1,060 x 295 x 180 mm (37-3/4 - 41-3/4 x 11-1/2 x 7")
Dimensions (L x W x H)	
Net weight	2.6 - 2.9 kg (5.7 - 6.5 lbs.)



Shoulder Belt, End Nozzle, Flat Nozzle (country-specific), Extension Nozzle (country-specific), Adapter Pipe (country-specific)

## UB001G

Cordless Blower



### 40Vmax XGT BL Brushless Cordless Variable Speed Blower



Max Air Volume	Cruise Control Mode: 0 - 13.5 m <sup>3</sup> /min Boost Mode: 16.0 m <sup>3</sup> /min
Max Air Velocity	Cruise Control Mode: 53 m/s / Boost Mode: 64 m/s
Blowing Force	Cruise Control Mode: 0 - 12 N / Boost Mode: 17 N
No Load Speed (RPM)	Cruise Control Mode: 0 - 20,000 / Boost Mode: 23,000
Continuous Use (min.)	Cruise Control Mode w/ BL4050F: 15 Boost Mode w/ BL4050F: 8 w/ BL4020 / BL4025: 905 - 1,005 x 167 x 297 mm (35-5/8 - 39-1/2 x 6-9/16 x 11-3/4") w/ BL4040: 917 - 1,017 x 167 x 297 mm (36 - 40 x 6-9/16 x 11-3/4")
Dimensions (L x W x H)	
Net weight	3.1 - 3.9 kg (6.8 - 8.6 lbs.)



Shoulder Belt, End Nozzle, Flat Nozzle, Extension Nozzle, Adapter Pipe, Battery, Charger

## DUB363

Cordless Blower



### 18V X2 (36V) LXT BL Brushless Cordless Variable Speed Blower



Max Air Volume	13.4 m <sup>3</sup> /min (473 CFM)
Max Air Velocity	65 m/s
Blowing Force	14.4 N
No Load Speed (RPM)	0 - 7,850
Continuous Use (min.)	w/ BL1860B x 2, Mode 1/2: 75-30/9.5
Dimensions (L x W x H)	w/ 3-Stage Telescopic Long Nozzle : 737 x 786 x 836 mm (193 x 415 x 7-7/16") w/ Vacuum Nozzle : 1,396 x 604 x 415 mm (55 x 23-3/4 x 16-3/8")
Net weight	4.5 - 6.6 kg (9.9 - 14.6 lbs.)



Vacuum kit, Flat Nozzle, End Nozzle, Pipe, Shoulder Belt, Hex Wrench, Battery, Charger

## DUB362

Cordless Blower



### 18V X2 (36V) LXT BL Brushless Cordless Variable 6-Speed Blower



Max Air Volume	13.4 m <sup>3</sup> /min (473 CFM)
Max Air Velocity	54 m/s (120 MPH)
Blowing Force	14.4 N
No Load Speed (RPM)	11,400 - 21,500
Continuous Use (min.)	w/ BL1850B, Dial 1/ 2/ 3/ 4/ 5/ 6: 75/ 42/ 28/ 20/ 16/ 11.4
Dimensions (L x W x H)	w/ 3-Stage Telescopic Long Nozzle : 830 x 880 x 930 mm (205 x 295 x 32-3/4")
Net weight	3.5 - 4.2 kg (7.7 - 9.3 lbs.)



Shoulder Belt, Nozzle, Battery, Charger

## DUB361

Cordless Blower



### 18V X2 (36V) LXT Li-Ion Cordless 2-Speed Blower



Max Air Volume	High: 4.4 m <sup>3</sup> /min (155 CFM) Low: 2.6 m <sup>3</sup> /min (92 CFM)
Max Air Velocity	High: 93 m/s (208 MPH) Low: 57 m/s (128 MPH)
No Load Speed (RPM)	High: 17,000 Low: 10,000
Dimensions (L x W x H)	905 x 141 x 194 mm (35-5/8 x 5-5/8 x 7-5/8")
Net weight	3.1 - 3.2 kg (6.8 - 7.1 lbs.)



Shoulder Belt, Nozzle, Battery, Charger

## DUB184

Cordless Blower



### 18V LXT BL Brushless Cordless Variable Speed Blower



Max Air Volume	13.0 m <sup>3</sup> /min (459 CFM)
Max Air Velocity	52.1 m/s (116 MPH)
Blowing Force	10.9 N
No Load Speed (RPM)	0 - 18,000
Continuous Use (min.)	w/ BL1860B: 12 w/ BL1850B: 10
Dimensions (L x W x H)	w/ BL1830B / BL1840B / BL1850B / BL1860B : 825 x 160 x 285 mm (32-1/2 x 6-5/16 x 11-1/4")
Net weight	2.5 - 3.0 kg (5.4 - 6.7 lbs.)



Shoulder Belt, Nozzle, Battery, Charger, Hex Wrench

## DUB185

Cordless Blower



### 18V LXT Cordless Variable 3-Speed Blower



Max Air Volume	3.2 m <sup>3</sup> /min
Max Air Velocity	98 m/s
Blowing Force	3.1 N
Max Sealed Suction	5.8 kPa
No Load Speed (RPM)	0 - 18,000
Continuous Use (min.)	w/ BL1850B, High / Mid / Low : 21 / 50 / 130
Dimensions (L x W x H)	w/ BL1830B / BL1840B / BL1850B / BL1860B : 517 x 156 x 210 mm (20-3/8 x 6-1/8 x 8-1/4")
Net weight	1.6 - 2.1 kg (3.5 - 4.6 lbs.)



Nozzle, Dust Bag, Battery, Charger

## DUB186

Cordless Blower



### 18V LXT Cordless Variable 3-Speed Blower



Max Air Volume	3.2 m <sup>3</sup> /min
Max Air Velocity	68 m/s
Blowing Force	2.5 N
No Load Speed (RPM)	0 - 18,000
Continuous Use (min.)	w/ BL1850B, High / Mid / Low : 20 / 50 / 130
Dimensions (L x W x H)	w/ BL1830B / BL1840B / BL1850B / BL1860B : 861 x 156 x 210 mm (34 x 6-1/8 x 8-1/4")
Net weight	1.6 - 2.1 kg (3.5 - 4.6 lbs.)



Garden Nozzle, Battery, Charger

# Dust management

## UB100D Cordless Blower 12V max

### 12Vmax CXT Cordless Variable 3-Speed Blower

Max Air Volume	2.6 m <sup>3</sup> /min
Max Air Velocity	75 m/s
Blowing Force	1.8 N
Max Sealed Suction	4.0 kPa
No Load Speed (RPM)	0 - 15,800
Run Time (min)	w/ BL1016, High / Mid / Low: 8 / 20 / 45
Dimensions (L x W x H)	w/ BL1016/BL1021B: 505 x 155 x 184 mm (19-7/8 x 6-1/8 x 7-1/4")
Net weight	1.4 - 1.9 kg (3.1 - 4.2 lbs.)



Nozzle, Dust Bag (country-specific), Flexible Hose (country-specific), Battery, Charger

## UB101D Cordless Blower 12V max

### 12Vmax CXT Cordless Variable 3-Speed Blower

Max Air Volume	2.6 m <sup>3</sup> /min
Max Air Velocity	56 m/s
Blowing Force	1.6 N
No Load Speed (RPM)	0 - 15,800
Run Time (min)	w/ BL1016, High / Mid / Low: 7 / 20 / 45
Dimensions (L x W x H)	w/ BL1016/BL1021B: 849 x 155 x 184 mm (33-1/2 x 6-1/8 x 7-1/4")
Net weight	1.4 - 1.9 kg (3.1 - 4.2 lbs.)



Garden Nozzle, Flexible Hose (country-specific), Battery, Charger

## UB1103 Blower

### 600 W Variable Speed Blower

Continuous rating Input	600W
Max Air Volume	0 - 4.1 m <sup>3</sup> /min
Max Air Velocity	0 - 91 m/s
Air Pressure	0 - 5.7 kPa
No Load Speed (RPM)	0 - 16,000
Dimensions (L x W x H)	479 x 185 x 178 mm (18-7/8 x 7-1/4 x 7")
Net weight	1.9 - 2.2 kg (4.3 - 4.8 lbs.)
Power supply cord	2.5 m (8.2 ft)



Nozzle, Dust Bag

## UB1102 Blower

### 600 W Blower

Continuous rating Input	600W
Max Air Volume	4.1 m <sup>3</sup> /min
Max Air Velocity	91 m/s
Air Pressure	5.7 kPa
No Load Speed (RPM)	16,000
Dimensions (L x W x H)	479 x 185 x 178 mm (18-7/8 x 7-1/4 x 7")
Net weight	1.9 - 2.2 kg (4.3 - 4.8 lbs.)
Power supply cord	2.5 m (8.2 ft)



Nozzle, Dust Bag

## AS001G Cordless Dust Blower 40V max

### 40Vmax XGT BL Cordless Dust Blower

Max blowing force	Mode: 4/ 3/ 2/ 1: 2.8/ 2.3/ 1.7/ 1.1 N
Max air volume	Mode: 4/ 3/ 2/ 1: 1.1/ 1.0/ 0.8/ 0.6 m <sup>3</sup> /min
Max sealed suction	10.3 kPa
Continuous Use (min.)	Mode: 4/ 3/ 2/ 1: 13/ 17/ 25/ 50
Dimensions (L x W x H)	w/ BL4020 / BL4025: 180 x 94 x 248 mm (7-1/8 x 3-11/16 x 9-3/4")
Net weight	1.5 - 2.3 kg (3.3 - 5.1 lbs.)



Nozzle 3, Nozzle 7, Nozzle 13, Pinch valve nozzle, Wide range nozzle, Battery, Charge  
Country-specific: Flexible nozzle complete, Air vent hose complete, Rubber attachment 20-30, Rubber attachment, Filter C complete, Belt clip

## DHW080 Cordless High Pressure Washer 18V x2

### 18V X2 (36V) LXT BL Cordless 8 MPa High Pressure Washer

Max Permissible Pressure	8.0 MPa
Regular Pressure	High / Low: 5.5 / 3.0 MPa (N/A / N/A bars)
Max Water Flow	380 L/h (6.3 L/min)
Regular Flow	High / Low: 330 / 240 L/h (5.5 / 4.0 L/min)
Pump Speed (RPM)	High / Low: 3,450 / 2,390
Max Feed Temperature	40°C
Max Suction Height	1 m (3.3 ft.)
Max Run Time (min)	w/ BL1860B X2 High / Low: 15 / 34
High Pressure Hose Length	5 m (16 ft.)
Tank	50 L
Dimensions (L x W x H)	438 x 218 x 269 mm (17-1/4 x 8-5/8 x 10-5/8")
Net weight	7.1 - 7.7 kg (15.6 - 17.0 lbs.)



Trigger Gun, High Pressure Hose 5 m, Suction Hose, Cleaner Pin, Storage Box, Variable nozzle, Connector, One touch joint, Battery, Charger

## HW151 High Pressure Washer

### 15 MPa (150 bar) High Pressure Washer

Continuous rating Input	2,500W
Max Pressure	15 Mpa (150 bar, 2,175 PSI)
Max Flow Rate	500 L/h
Motor type	Induction
Max Feed Temperature	50°C (122°F)
High Pressure Hose Length	10 m (33 ft.)
Net weight	26.9 kg (59.3 lbs.)



## HW140 High Pressure Washer

### 14 MPa (140 bar) High Pressure Washer

Continuous rating Input	2,300W
Max Pressure	14 Mpa (140 bar, 2,030 PSI)
Max Flow Rate	500 L/h
Motor type	Induction
Max Feed Temperature	50°C (122°F)
High Pressure Hose Length	10 m (33 ft.)
Net weight	29 kg (63.9 lbs.)



# Dust management

## HW121 High Pressure Washer

### 13 MPa (130 Bar) High Pressure Washer



Continuous rating Input	2,100W
Max Pressure	13 Mpa (130 bar, 1,885 PSI)
Max Flow Rate	390 L/h
Motor type	Induction
Max Feed Temperature	50°C (122°F)
High Pressure Hose Length	8 m (26.3 ft.)
Net weight	17.8 kg (39.2 lbs.)

## HW1300 High Pressure Washer

### 13 MPa (130 Bar) High Pressure Washer with Self-Priming Function



Continuous rating Input	1,800W
Max Pressure	13 Mpa (130 bar, 1,885 PSI)
Max Flow Rate	450 L/h
Max Feed Temperature	40°C (104°F)
High Pressure Hose Length	10 m (33 ft.)
Dimensions (L x W x H)	292 x 358 x 830 mm (11-1/2 x 14-1/8 x 32-3/4")
Net weight	12.7 kg (28 lbs.)
Power supply cord	5.0 m (16.4 ft)



Trigger Gun, Vario-Power Spray Lance, Cyclone jet nozzle, Detergent Bottle, Cleaner Pin, Coupling Sleeve, High Pressure Hose 10 m, Water Hose Connector, Foam Nozzle, Connector

## HW1200 High Pressure Washer

### 12 MPa (120 Bar) High Pressure Washer with Self-Priming Function



Continuous rating Input	1,800W
Max Pressure	12 Mpa (120 bar, 1,740 PSI)
Max Flow Rate	420 L/h
Max Feed Temperature	40°C (104°F)
High Pressure Hose Length	10 m (33 ft.)
Dimensions (L x W x H)	292 x 358 x 830 mm (11-1/2 x 14-1/8 x 32-3/4")
Net weight	11 kg (24.3 lbs.)
Power supply cord	5.0 m (16.4 ft)



Trigger Gun, Vario-Power Spray Lance, Cyclone jet nozzle, Detergent Bottle, Cleaner Pin, Coupling Sleeve, High Pressure Hose 10 m, Water Hose Connector, Foam Nozzle, Connector

## HW111 High Pressure Washer

### 11 MPa (110 Bar) High Pressure Washer



Continuous rating Input	1,700W
Max Pressure	11 Mpa (110 bar, 1,595 PSI)
Max Flow Rate	370 L/h
Motor type	Universal
Max Feed Temperature	50°C (122°F)
High Pressure Hose Length	5.5 m (18 ft.)
Net weight	7.4 kg (16.3 lbs.)

## HW112 High Pressure Washer

### 12 MPa (120 Bar) High Pressure Washer



Continuous rating Input	1,600W
Max Pressure	12 Mpa (120 bar, 1,740 PSI)
Max Flow Rate	370 L/h
Motor type	Induction
Max Feed Temperature	50°C (122°F)
High Pressure Hose Length	5.5 m (18 ft.)
Net weight	16.2 kg (35.7 lbs.)

## HW102 High Pressure Washer

### 10 MPa (100 Bar) High Pressure Washer



Continuous rating Input	1,300W
Max Pressure	10 Mpa (100 bar, 1,450 PSI)
Max Flow Rate	360 L/h
Motor type	Universal
Max Feed Temperature	50°C (122°F)
High Pressure Hose Length	5 m (16.4 ft.)
Net weight	5.8 kg (12.8 lbs.)



## HW101 High Pressure Washer

### 10 MPa (100 Bar) High Pressure Washer



Continuous rating Input	1,300W
Max Pressure	10 Mpa (100 bar, 1,450 PSI)
Max Flow Rate	360 L/h
Motor type	Universal
Max Feed Temperature	50°C (122°F)
High Pressure Hose Length	5 m (16.4 ft.)
Net weight	6.5 kg (14.3 lbs.)

Hose, Gun and lance, Detergent Bottle













# PRODUCTS

## Lawn care



-  Double Insulation
-  Variable Speed
-  Brake
-  Reversing
-  Electronic 2-Speed
-  Electronic 3-Speed
-  Constant Speed
-  Soft Start

# Lawn care

## UR101C

Battery Powered Grass Trimmer



BL ADT AFT Battery Powered 3-Speed Grass Trimmer, Bike Handle



Cutting Width	Metal Blade: 255 mm (10")
	Nylon Cutting Head: 430 mm (17")
	Plastic Blade: 305 mm (12")
No Load Speed (RPM)	Metal Blade (3 / 2 / 1)
	: 0 - 7,000 / 0 - 5,500 / 0 - 4,600
	Nylon Cutting Head (3 / 2 / 1)
	: 0 - 5,500 / 0 - 5,000 / 0 - 4,600
	Plastic Blade (305 mm) (3 / 2 / 1)
Spindle Size	M10 x 1.25 LH
	Dimensions (L x W x H)
	: 1,760 x 628 x 550 mm (69-1/4 x 24-3/4 x 21-5/8")
	Net weight
	: 5.2 kg (11.5 lbs.)



Safety Goggles, Metal Blade / Nylon Cutting Head / Plastic Blade (country-specific), Blade Cover (for the product with metal blade), Accessory Bag, Hex Wrench, Box Wrench, Shoulder Belt, Battery, Charger

## UR201C

Battery Powered Grass Trimmer



BL ADT AFT Battery Powered 3-Speed Grass Trimmer, Loop Handle



Cutting Width	Metal Blade: 255 mm (10")
	Nylon Cutting Head: 430 mm (17")
	Plastic Blade: 305 mm (12")
No Load Speed (RPM)	Metal Blade (3 / 2 / 1)
	: 0 - 7,000 / 0 - 5,500 / 0 - 4,600
	Nylon Cutting Head (3 / 2 / 1)
	: 0 - 5,500 / 0 - 5,000 / 0 - 4,600
	Plastic Blade (305 mm) (3 / 2 / 1)
Spindle Size	M10 x 1.25 LH
	Dimensions (L x W x H)
	: 1,795 x 400 x 269 mm (70-1/2 x 15-3/4 x 10-5/8")
	Net weight
	: 4.7 kg (10.4 lbs.)



Safety Goggles, Metal Blade / Nylon Cutting Head / Plastic Blade (country-specific), Blade Cover (for the product with metal blade), Accessory Bag, Hex Wrench, Box Wrench, Shoulder Belt, Battery, Charger

## UR202C

Battery Powered Grass Trimmer



BL ADT AFT Battery Powered 3-Speed Grass Trimmer, Loop Handle



Cutting Width	Nylon Cutting Head: 430 mm (17")
	Plastic Blade: 305 mm (12")
No Load Speed (RPM)	Nylon Cutting Head (3 / 2 / 1)
	: 0 - 5,000 / 0 - 4,600 / 0 - 4,000
Spindle Size	M10 x 1.25 LH
	Dimensions (L x W x H)
: 1,783 x 226 x 300 mm (70-1/4 x 8-15/16 x 11-7/8")	
Net weight	: 4.4 kg (9.7 lbs.)



Safety Goggles, Metal Blade / Nylon Cutting Head / Plastic Blade (country-specific), Blade Cover (for the product with metal blade), Accessory Bag, Hex Wrench, Box Driver, Battery, Charger

## UR012G

Cordless Grass Trimmer

40V max x2

40Vmax X2 (80Vmax) XGT BL ADT AFT Cordless 3-Speed Grass Trimmer, Bike Handle



Cutting Width	Metal Blade: 305 mm (12")
	TCT Saw Blade: 255 mm (10")
	Nylon Cutting Head: 480 mm (18-7/8")
No Load Speed (RPM)	Metal Blade (3 / 2 / 1)
	: 0 - 6,800 / 0 - 5,000 / 0 - 3,500
	Nylon Cutting Head (3 / 2 / 1)
	: 0 - 5,000 / 0 - 4,200 / 0 - 3,500
	Plastic Blade (305 mm) (3 / 2 / 1)
Spindle Size	M10 x 1.25 LH
	Dimensions (L x W x H)
	: w/o Cutting Tool, w/ BL4050F: 1,790 x 680 x 590 mm (70-1/2 x 26-3/4 x 23-1/4")
	Net weight
	: 8.0 - 9.3 kg (17.6 - 20.5 lbs.)



Safety Goggles, Metal Blade / Nylon Cutting Head / Plastic Blade (country-specific), Blade Cover (for the product with metal blade), Accessory Bag, Hex Wrench, Box Wrench, Shoulder Belt, Battery, Charger

## UR006G

Cordless Grass Trimmer

40V max

40Vmax XGT BL ADT AFT Cordless 3-Speed Grass Trimmer, Bike Handle



Cutting Width	Metal Blade: 255 mm (10")
	Nylon Cutting Head: 430 mm (17")
	Plastic Blade: 305 mm (12")
No Load Speed (RPM)	Metal Blade (3 / 2 / 1): 0 - 7,000 / 0 - 5,500 / 0 - 4,600
	Nylon Cutting Head (3 / 2 / 1)
	: 0 - 5,500 / 0 - 5,000 / 0 - 4,600
	Plastic Blade (305 mm) (3 / 2 / 1)
	: 0 - 7,000 / 0 - 5,500 / 0 - 4,600
Spindle Size	M10 x 1.25 LH
	Dimensions (L x W x H)
	: w/o Cutting Tool, w/ BL4020 / BL4025 / BL4040 : 1,815 x 677 x 540 mm (71-1/2 x 26-3/4 x 21-1/4")
	Net weight
	: 5.7 - 6.3 kg (12.6 - 13.9 lbs.)



Safety Goggles, Metal Blade / Nylon Cutting Head / Plastic Blade (country-specific), Blade Cover (for the product with metal blade), Accessory Bag, Hex Wrench, Box Wrench, Shoulder Belt, Battery, Charger

## UR007G

Cordless Grass Trimmer

40V max

40Vmax XGT BL ADT AFT Cordless 3-Speed Grass Trimmer, Loop Handle



Cutting Width	Metal Blade: 255 mm (10")
	Nylon Cutting Head: 430 mm (17")
	Plastic Blade: 305 mm (12")
No Load Speed (RPM)	Metal Blade (3 / 2 / 1): 0 - 7,000 / 0 - 5,500 / 0 - 4,600
	Nylon Cutting Head (3 / 2 / 1)
	: 0 - 5,500 / 0 - 5,000 / 0 - 4,600
	Plastic Blade (305 mm) (3 / 2 / 1)
	: 0 - 7,000 / 0 - 5,500 / 0 - 4,600
Spindle Size	M10 x 1.25 LH
	Dimensions (L x W x H)
	: w/o Cutting Tool, w/ BL4020 / BL4025 / BL4040 : 1,815 x 396 x 266 mm (71-1/2 x 15-5/8 x 10-1/2")
	Net weight
	: 5.3 - 5.9 kg (11.7 - 13.0 lbs.)



Safety Goggles, Metal Blade / Nylon Cutting Head / Plastic Blade (country-specific), Blade Cover (for the product with metal blade), Accessory Bag, Hex Wrench, Box Wrench, Shoulder Belt, Battery, Charger

## UR008G

Cordless Grass Trimmer

40V max

40Vmax XGT BL ADT AFT Cordless 3-Speed Grass Trimmer, Loop Handle



Cutting Width	Nylon Cutting Head: 430 mm (17")
	Plastic Blade: 305 mm (12")
No Load Speed (RPM)	Nylon Cutting Head (3 / 2 / 1)
	: 0 - 5,000 / 0 - 4,600 / 0 - 4,000
	Plastic Blade (305 mm) (3 / 2 / 1)
Spindle Size	M10 x 1.25 LH
	Dimensions (L x W x H)
	: w/o Cutting Tool, w/ BL4020 / BL4025 / BL4040 : 1,803 x 224 x 300 mm (71 x 8-7/8 x 11-3/4")
Net weight	: 5.0 - 5.7 kg (11.0 - 12.6 lbs.)



Safety Goggles, Nylon Cutting Head, Accessory Bag, Hex Wrench, Battery, Charger

## UR002G

Cordless Grass Trimmer

40V max

40Vmax XGT BL ADT AFT Cordless 3-Speed Grass Trimmer, Bike Handle



Cutting Width	Metal Blade: 230 mm (9")
	TCT Saw Blade: 255 mm (10")
	Nylon Cutting Head: 350 mm (13-3/4")
No Load Speed (RPM)	Metal Blade (3 / 2 / 1)
	: 0 - 6,500 / 5,300 / 3,500
	Nylon Cutting Head (3 / 2 / 1)
	: 0 - 5,500 / 4,500 / 3,500
	Plastic Blade (255 mm) (10")
Spindle Size	M10 x 1.25 LH
	Dimensions (L x W x H)
	: w/o Cutting Tool, w/ BL4020 / BL4025 / BL4040 : 1,735 x 630 x 500 mm (68-1/4 x 24-3/4 x 19-3/4")
	Net weight
	: 4.6 - 5.3 kg (10.1 - 11.6 lbs.)



Safety Goggles, Metal Blade / Nylon Cutting Head / Plastic Blade (country-specific), Blade Cover (for the product with metal blade), Accessory Bag, Hex Wrench, Box Driver, Shoulder Belt, Battery, Charger

# Lawn care

## UR003G Cordless Grass Trimmer 40V max

40Vmax XGT BL ADT AFT Cordless 3-Speed Grass Trimmer, Loop Handle



Cutting Width	Metal Blade: 230 mm (9") TCT Saw Blade: 255 mm (10") Nylon Cutting Head: 350 mm (13-3/4") Plastic Blade: 255 mm (10")
Spindle Size	M10 x 1.25 LH
No Load Speed (RPM)	High / Mid / Low: 0 - 6,500 / 5,300 / 3,500
Run Time (No load) (min)	
w/ Metal Blade	w/ BL4050F High / Mid / Low: 153 / 227 / 505
w/ Nylon Cutting Head	w/ BL4050F High / Mid / Low: 45 / 80 / 259
w/ Plastic Blade	w/ BL4050F High / Mid / Low: 163 / 244 / 513
Dimensions (L x W x H)	w/o Cutting Tool, w/ BL4020 / BL4025 / BL4040 : 1,735 x 355 x 230 mm (68-1/4 x 14 x 9")
Net weight	4.1 - 4.7 kg (9.0 - 10.4 lbs.)

**XGT BL ADT AFT XPT**



Safety Goggles, Metal Blade / Nylon Cutting Head / Plastic Blade (country-specific), Blade Cover (for the product with metal blade), Accessory Bag, Hex Wrench, Box Driver, Shoulder Belt, Battery, Charger

## DUR369A Cordless Grass Trimmer 18V x2

18V X2 (36V) LXT BL ADT AFT Cordless 3-Speed Grass Trimmer, Bike Handle



Cutting Width	Metal Blade: 255 mm (10") Nylon Cutting Head: 430 mm (17") Plastic Blade: 305 mm (12")
No Load Speed (RPM)	Metal Blade (3 / 2 / 1) : 0 - 7,000 / 0 - 5,500 / 0 - 4,600 Nylon Cutting Head (3 / 2 / 1) : 0 - 5,500 / 0 - 5,000 / 0 - 4,600 Plastic Blade (305 mm) (3 / 2 / 1) : 0 - 7,000 / 0 - 5,500 / 0 - 4,600 Plastic Blade (255 mm) (3 / 2 / 1) : 0 - 5,500 / 0 - 5,000 / 0 - 4,600
Spindle Size	M10 x 1.25 LH
Dimensions (L x W x H)	1,846 x 628 x 530 mm (72-1/2 x 24-3/4 x 20-7/8")
Net weight	5.9 - 6.5 kg (13.0 - 14.3 lbs.)

**LXT BL ADT AFT XPT**



Safety Goggles, Metal Blade / Nylon Cutting Head / Plastic Blade (country-specific), Blade Cover (for the product with metal blade), Accessory Bag, Hex Wrench, Box Wrench, Shoulder Belt, Battery, Charger

## DUR369L Cordless Grass Trimmer 18V x2

18V X2 (36V) LXT BL ADT AFT Cordless 3-Speed Grass Trimmer, Loop Handle



Cutting Width	Metal Blade: 255 mm (10") Nylon Cutting Head: 430 mm (17") Plastic Blade: 305 mm (12")
No Load Speed (RPM)	Metal Blade (3 / 2 / 1) : 0 - 7,000 / 0 - 5,500 / 0 - 4,600 Nylon Cutting Head (3 / 2 / 1) : 0 - 5,500 / 0 - 5,000 / 0 - 4,600 Plastic Blade (305 mm) (3 / 2 / 1) : 0 - 7,000 / 0 - 5,500 / 0 - 4,600 Plastic Blade (255 mm) (3 / 2 / 1) : 0 - 5,500 / 0 - 5,000 / 0 - 4,600
Spindle Size	M10 x 1.25 LH
Dimensions (L x W x H)	1,846 x 400 x 269 mm (72-1/2 x 15-3/4 x 10-5/8")
Net weight	5.7 - 6.3 kg (12.6 - 13.9 lbs.)

**LXT BL ADT AFT XPT**



Safety Goggles, Metal Blade / Nylon Cutting Head / Plastic Blade (country-specific), Blade Cover (for the product with metal blade), Accessory Bag, Hex Wrench, Box Wrench, Shoulder Belt, Battery, Charger

## DUR369N Cordless Grass Trimmer 18V x2

18V X2 (36V) LXT BL ADT AFT Cordless 3-Speed Grass Trimmer, Loop Handle



Cutting Width	Nylon Cutting Head: 430 mm (17") Plastic Blade: 305 mm (12")
No Load Speed (RPM)	Nylon Cutting Head (3 / 2 / 1) : 0 - 6,000 / 0 - 4,600 / 0 - 4,000
Spindle Size	M10 x 1.25 LH
Dimensions (L x W x H)	1,834 x 226 x 301 mm (72-1/2 x 8-15/16 x 11-7/8")
Net weight	5.5 - 6.1 kg (12.1 - 13.5 lbs.)

**LXT BL ADT AFT XPT**



Safety Goggles, Nylon Cutting Head, Accessory Bag, Hex Wrench, Battery, Charger

## DUR368A Cordless Grass Trimmer 18V x2

18V X2 (36V) LXT BL ADT AFT Cordless 3-Speed Grass Trimmer, Bike Handle



Cutting Width	Metal Blade: 230 mm (9") TCT Saw Blade: 255 mm (10") Nylon Cutting Head: 350 mm (13-3/4") Plastic Blade: 255 mm (10")
No Load Speed (RPM)	High / Mid / Low: 6,500 / 5,300 / 3,500
Spindle Size	M10 x 1.25 LH
Dimensions (L x W x H)	1,758 x 615 x 442 mm (69-1/4 x 24-1/4 x 17-3/8")
Net weight	4.1 - 4.7 kg (9.0 - 10.5 lbs.)

**LXT BL ADT AFT XPT**



Safety Goggles, Metal Blade / Nylon Cutting Head / Plastic Blade (country-specific), Blade Cover (for the product with metal blade), Accessory Bag, Hex Wrench, Box Driver, Shoulder Belt, Battery, Charger

## DUR368L Cordless Grass Trimmer 18V x2

18V X2 (36V) LXT BL ADT AFT Cordless 3-Speed Grass Trimmer, Loop Handle



Cutting Width	Metal Blade: 230 mm (9") TCT Saw Blade: 255 mm (10") Nylon Cutting Head: 350 mm (13-3/4") Plastic Blade: 255 mm (10")
No Load Speed (RPM)	High / Mid / Low: 6,500 / 5,300 / 3,500
Spindle Size	M10 x 1.25 LH
Dimensions (L x W x H)	1,758 x 362 x 231 mm (69-1/4 x 14-1/4 x 9-1/8")
Net weight	3.9 - 4.5 kg (8.6 - 10.0 lbs.)

**LXT BL ADT AFT XPT**



Safety Goggles, Metal Blade / Nylon Cutting Head / Plastic Blade (country-specific), Blade Cover (for the product with metal blade), Accessory Bag, Hex Wrench, Box Driver, Shoulder Belt, Battery, Charger

## DUR190U Cordless Grass Trimmer 18V

18V LXT BL ADT AFT Cordless 3-Speed Grass Trimmer, Bike Handle



Cutting Width	Metal Blade: 230 mm (9") Nylon Cutting Head: 300 mm (11-3/4") Plastic Blade: 255 mm (10")
No Load Speed (RPM)	3,500 - 6,000
Spindle Size	M10 x 1.25 LH
Dimensions (L x W x H)	1,836 x 610 x 473 mm (72-1/4 x 24 x 18-5/8")
Net weight	3.1 - 3.4 kg (6.8 - 7.5 lbs.)

**LXT BL ADT AFT XPT**



Safety Goggles, Band Assembly, Tipped Saw, Accessory Bag, Box Driver, Hex Wrench, Cap, Tool Cover, Battery

## DUR191U Cordless Grass Trimmer 18V

18V LXT BL ADT AFT Cordless 3-Speed Grass Trimmer, Split Shaft, Bike Handle



Cutting Width	Metal Blade: 230 mm (9") Nylon Cutting Head: 300 mm (11-3/4") Plastic Blade: 255 mm (10")
No Load Speed (RPM)	3,500 - 6,000
Spindle Size	M10 x 1.25 LH
Dimensions (L x W x H)	1,836 x 610 x 473 mm (72-1/4 x 24 x 18-5/8")
Net weight	3.4 - 3.7 kg (7.5 - 8.2 lbs.)

**LXT BL ADT AFT XPT**



Safety Goggles, Band Assembly, Tipped Saw, Accessory Bag, Box Driver, Hex Wrench, Cap, Tool Cover, Battery

# Lawn care

## DUR190L Cordless Grass Trimmer 18V

18V LXT BL ADT AFT Cordless 3-Speed Grass Trimmer, Loop Handle



Cutting Width	Metal Blade: 230 mm (9") Nylon Cutting Head: 300 mm (11-3/4") Plastic Blade: 255 mm (10")
No Load Speed (RPM)	3,500 - 6,000
Spindle Size	M10 x 1.25 LH
Dimensions (L x W x H)	1,836 x 348 x 236 mm (72-1/4 x 13-3/4 x 9-1/4")
Net weight	2.9 - 3.2 kg (6.4 - 7.1 lbs.)

**LXT BL ADT AFT XPT**



Safety Goggles, Band Assembly, Tipped Saw, Accessory Bag, Box Driver, Hex Wrench, Cap, Tool Cover, Battery

## DUR191L Cordless Grass Trimmer 18V

18V LXT BL ADT AFT Cordless 3-Speed Grass Trimmer, Split Shaft, Loop Handle



Cutting Width	Metal Blade: 230 mm (9") Nylon Cutting Head: 300 mm (11-3/4") Plastic Blade: 255 mm (10")
No Load Speed (RPM)	3,500 - 6,000
Spindle Size	M10 x 1.25 LH
Dimensions (L x W x H)	1,836 x 345 x 236 mm (72-1/4 x 13-5/8 x 9-1/4")
Net weight	3.2 - 3.5 kg (7.1 - 7.7 lbs.)

**LXT BL ADT AFT XPT**



Safety Goggles, Band Assembly, Tipped Saw, Accessory Bag, Box Driver, Hex Wrench, Cap, Tool Cover, Battery

## DUR194 Cordless Grass Trimmer 18V

18V LXT Li-Ion Cordless 2-Speed Grass Trimmer, Loop Handle

**new**



Cutting Width	Metal Blade: 200 mm (7-7/8") Trimmer Head: 280 mm (11") Plastic Blade: 230 mm (9")
No Load Speed (RPM)	High / Low: 6,000 / 4,500
Spindle Size	M10 x 1.25 LH
Dimensions (L x W x H)	1,630 x 288 x 236 mm (64 x 11-3/8 x 9-1/4")
Net weight	2.6 - 2.9 kg (5.7 - 6.4 lbs.)

**LXT XPT**



Safety Goggles (country-specific), Shoulder Belt, Nylon Cutting Head, Metal Blade / Nylon Cutting Head / Plastic Blade (country-specific), Hex Wrench, Box Driver, Accessory Bag, Battery, Charger

## DUR189 Cordless Grass Trimmer 18V

18V LXT BL ADT Cordless Grass Trimmer, Short Telescopic Pipe, Loop Handle



Cutting Width	Trimmer Head: 300 mm (11-3/4") Plastic Blade: 255 mm (10")
No Load Speed (RPM)	High / Mid / Low / ADT Mode : 6,000 / 5,000 / 4,000 / 4,000 - 6,000
Spindle Size	M8 x 1.25 RH
Max Run Time (min)	Nylon Cutting Head, BL1860B: 168 Plastic Blade, BL1860B: 219
Dimensions (L x W x H)	1,518 - 1,618 x 258 x 396 mm (59-3/4 - 63-3/4 x 10-1/8 x 15-5/8")
Net weight	3 - 3.3 kg (6.6 - 7.3 lbs.)

**LXT BL ADT XPT**



Shoulder Strap, Nylon Cutting Head, Plastic Blade, Safety Goggles, Accessory Bag, Hex Wrench, Battery, Charger

## DUR192L Cordless Grass Trimmer 18V

18V LXT BL Cordless 2-Speed Grass Trimmer, Loop Handle



Cutting Width	Nylon Cutting Head: 300 mm (11-3/4")
No Load Speed (RPM)	High / Low: 0 - 4,500 / 0 - 6,000
Spindle Size	M10 x 1.25 LH
Max Run Time (min)	High / Low, w/ 300 mm (11-3/4") Nylon Cutting Head, w/o Load, w/ BL1850B: 46 / 97 High / Low, w/ 330 mm (13") Nylon Cutting Head, w/o Load, w/ BL1850B: 33 / 70
Dimensions (L x W x H)	w/o Nylon Cutting Head, w/ BL1830B / BL1840B / BL1850B / BL1860B : 1,670 x 186 x 246 mm (65-3/4 x 7-3/8 x 9-11/16")
Net weight	2.7 - 3.0 kg (6.0 - 6.6 lbs.)

**LXT BL XPT**



Safety Goggles, Band Assembly, Nylon Cutting Head, Hex Wrench, Battery, Charger

## DUR193 Cordless Grass Trimmer 18V

18V LXT Li-Ion Cordless Grass Trimmer



Cutting Width	Trimmer Head: 260 mm (10-1/4")
No Load Speed (RPM)	7,800
Max Run Time (min)	w/ BL1830B: 45
Dimensions (L x W x H)	1,194 - 1,384 x 271 x 372 mm (47 - 54-1/2 x 10-5/8 x 14-5/8")
Net weight	2.4 - 2.7 kg (5.3 - 6.0 lbs.)

**LXT XPT**

Safety Goggles (country-specific), Shoulder Belt, Nylon Cutting Head, Nylon Cord, Battery, Charger

## DUR181 Cordless String Trimmer 18V

18V LXT Li-Ion Cordless String Trimmer



Cutting Width	Trimmer Head: 260 mm (10-1/4")
No Load Speed (RPM)	7,800
Max Run Time (min)	w/ BL1830B: 45
Dimensions (L x W x H)	1,229 - 1,433 x 267 x 186 - 257 mm (48-1/2 - 56-1/2 x 10-1/2 x 7-3/8 - 10-1/8")
Net weight	2.8 - 3.1 kg (6.2 - 6.9 lbs.)

**LXT**

Safety Goggles, Shoulder Belt, Nylon Cutting Head, Nylon Cord, Battery, Charger

## UR100D Cordless Grass Trimmer 12V max

12V max CXT Li-Ion Cordless Grass Trimmer



Cutting Width	Nylon Cutting Head: 260 mm (10") Plastic Blade: 230 mm (9")
No Load Speed (RPM)	10,000
Spindle Size	M8 x 1.25 RH
Dimensions (L x W x H)	835 - 1,185 x 267 x 210 - 315 mm (32-7/8 - 46-3/4 x 10-1/2 x 8-1/4 - 12-3/8")
Net weight	1.9 - 2.1 kg (4.3 - 4.6 lbs.)

**CXT XPT**



Safety Goggles, Shoulder Belt, Nylon Cutting Head, Nylon Cord, Plastic Blade, Accessory Bag, Hex Wrench, Battery, Charger

# Lawn care

## UR180D Cordless String Trimmer 18V

### 18V Li-Ion Cordless String Trimmer, G-Battery



Cutting Width	Trimmer Head: 260 mm (10-1/4")
No Load Speed (RPM)	7,800
Dimensions (L x W x H)	1,229 - 1,433 x 267 x 186 - 257 mm (48-1/2 - 56-1/2 x 10-1/2 x 7-3/8 - 10-1/8")
Net weight	2.1 - 2.2 kg (4.7 - 4.8 lbs.)

Safety Goggles, Shoulder Belt, Nylon Cutting Head, Nylon Cord, Battery, Charger

## UR140D Cordless String Trimmer 14.4V

### 14.4V Li-Ion Cordless String Trimmer, G-Battery



Cutting Width	Trimmer Head: 260 mm (10-1/4")
No Load Speed (RPM)	6,000
Dimensions (L x W x H)	1,229 - 1,433 x 267 x 186 - 257 mm (48-1/2 - 56-1/2 x 10-1/2 x 7-3/8 - 10-1/8")
Net weight	2.1 kg (4.6 lbs.)

Safety Goggles, Shoulder Belt, Nylon Cutting Head, Nylon Cord, Battery, Charger

## UR3502 Electric Grass Trimmer

### 35 cm (13-3/4") 1,000 W Electric Grass Trimmer, Loop Handle



Continuous rating Input	1,000W
Cutting Width	350 mm (13-3/4")
No Load Speed (RPM)	6,500
Dimensions (L x W x H)	1,630 x 380 x 300 mm (64 x 15 x 11-3/4")
Net weight	4.9 kg (10.8 lbs.)
Power supply cord	0.35 m (1.2 ft)



Nylon Cutting Head, Single harness, Socket Wrench, Round Bar

## UR3501 Electric Grass Trimmer

### 35 cm (13-3/4") 1,000 W Electric Grass Trimmer, Bent Shaft, Loop Handle



Continuous rating Input	1,000W
Cutting Width	350 mm (13-3/4")
No Load Speed (RPM)	7,500
Dimensions (L x W x H)	1,630 x 410 x 500 mm (61 x 16-1/8 x 19-3/4")
Net weight	4.3 kg (9.6 lbs.)
Power supply cord	0.35 m (1.2 ft)



Nylon Cutting Head, Single harness, Socket Wrench

## UR3500 Electric Grass Trimmer

### 35 cm (13-3/4") 700 W Electric Grass Trimmer, Bent Shaft, Loop Handle



Continuous rating Input	700W
Cutting Width	350 mm (13-3/4")
No Load Speed (RPM)	7,200
Dimensions (L x W x H)	1,550 x 410 x 500 mm (61 x 16-1/8 x 19-3/4")
Net weight	4.3 kg (9.5 lbs.)
Power supply cord	0.35 m (1.2 ft)



Nylon Cutting Head, Single harness, Socket Wrench

## UR2300 Electric Grass Trimmer

### 23 cm (9") 1,000 W Electric Grass Trimmer, Loop Handle



Continuous rating Input	1,000W
Cutting Width	230 mm (9")
No Load Speed (RPM)	7,800
Dimensions (L x W x H)	1,630 x 330 x 220 mm (64 x 13 x 8-5/8")
Net weight	4.7 kg (10.3 lbs.)
Power supply cord	0.35 m (1.2 ft)



Star blade, Single harness, Socket Wrench, Round Bar

## UR3000 String Trimmer

### 30 cm (11-3/4") 450 W String Trimmer, Loop Handle



Continuous rating Input	450W
Cutting Width	300 mm (11-3/4")
No Load Speed (RPM)	9,000
Dimensions (L x W x H)	1,016 - 1,256 x 301 x 262 mm (40 - 49-1/2 x 11-7/8 x 10-3/8")
Net weight	2.6 kg (5.7 lbs.)
Power supply cord	0.3 m (1 ft)



Spool assembly, Shoulder Belt, Safety Goggles

## Multi Function Power Head

### UX01G / DUX60 / DUX18



p.140

# Lawn care

## DUM604 Cordless Grass Shear 18V

18V LXT Li-Ion Cordless 16 cm (6-5/16") Grass Shear



Cutting Width	160 mm (6-5/16")
Depth Adjustment	15, 20, 25 mm (9/16, 13/16, 1")
Strokes Per Minute (SPM)	2,500
Continuous Use (min.)	w/ BL1860B / BL1850B / BL1840B / BL1830B / BL1820B / BL1815N
Dimensions (L x W x H)	: 250 / 200 / 160 / 125 / 80 / 60
Net weight	337 x 177 x 131 mm (13-1/4 x 7 x 5-1/8") 1.4 - 1.8 kg (3.2 - 3.9 lbs.)



Grass Receiver, Blade Cover, Battery, Charger

## DUM111 Cordless Grass Shear 18V

18V LXT Li-Ion Cordless 11 cm (4-5/16") Grass Shear



Cutting Width	Grass Shear Blade: 110 mm (4-5/16") Hedge Trimmer Blade: 200 mm (7-7/8")
Depth Adjustment	15, 20, 25 mm (9/16, 13/16, 1")
Strokes Per Minute (SPM)	2,500
Continuous Use (min.)	w/ BL1850B / BL1815N
Dimensions (L x W x H)	: 220 / 67
Net weight	w/ BL1815N / BL1820B : 330 x 120 x 130 mm (13 x 4-3/4 x 5-1/8") 1.4 - 1.8 kg (3.1 - 4.0 lbs.)



Shear Blade, Blade Cover, Storage Cover, Oil Vessel, Battery, Charger

## UM600D Cordless Grass Shear 12Vmax

12Vmax CXT Li-Ion Cordless 16 cm (6-5/16") Grass Shear



Cutting Width	160 mm (6-5/16")
Depth Adjustment	15, 20, 25 mm (9/16, 13/16, 1")
Strokes Per Minute (SPM)	2,500
Continuous Use (min.)	w/ BL1041B / BL1021B / BL1016:90 / 45 / 35
Dimensions (L x W x H)	329 x 177 x 131 mm (13 x 7 x 5-1/8")
Net weight	1.3 - 1.5 kg (2.8 - 3.3 lbs.)



Grass Receiver, Blade Cover, Battery, Charger

## UM164D Cordless Grass Shear 10.8V

10.8V (12V max) Li-Ion Cordless 16 cm (6-5/16") Grass Shear



Cutting Width	160 mm (6-5/16")
Depth Adjustment	10, 15, 25 mm (3/8, 9/16, 1")
Strokes Per Minute (SPM)	2,500
Dimensions (L x W x H)	292 x 178 x 130 mm (11-1/2 x 7 x 5-1/8")
Net weight	1.1 - 1.2 kg (2.5 - 2.6 lbs.)



Base Frame, Blade Cover, Battery, Charger

## UM167D Cordless Grass Shear 18V

18V Li-Ion Cordless 16 cm (6-5/16") Grass Shear, G-Battery



Cutting Width	160 mm (6-5/16")
Depth Adjustment	10, 20, 30 mm (3/8, 13/16, 1-3/16")
Strokes Per Minute (SPM)	2,500
Continuous Use (min.)	w/ BL1815G:60
Dimensions (L x W x H)	343 x 176 x 130 mm (13-1/2 x 6-15/16 x 5-1/8")
Net weight	1.4 kg (3.1 lbs.)



Base Frame, Blade Cover, Battery, Charger

## UM110D Cordless Grass Shear 18V

18V Li-Ion Cordless 11 cm (4-5/16") Grass Shear, G-Battery



Cutting Width	Grass Shear Blade: 110 mm (4-5/16") Hedge Trimmer Blade: 200 mm (7-7/8")
Depth Adjustment	15, 20, 25 mm (9/16, 13/16, 1")
Strokes Per Minute (SPM)	2,500
Continuous Use (min.)	w/ BL1815G:65
Dimensions (L x W x H)	w/ BL1815G : 331 x 120 x 130 mm (13 x 4-3/4 x 5-1/8")
Net weight	1.4 - 1.5 kg (3.1 - 3.3 lbs.)



Shear Blade, Blade Cover, Storage Cover, Oil Vessel, Battery, Charger

Lawn care



	Deck	Battery	Battery slots	Soft no load	Self-Propelled	<b>BL MOTOR</b>	Collecting	Mulching	Rear discharge	Side discharge
LM002J / LM001J	Plastics	64Vmax	1	✓		✓	✓	✓	✓	
LM001C	Steel	Connector	1	✓	✓	✓	✓	✓		✓
DLM533 / DLM537	Aluminum	18V	4	✓ / -	✓	✓	✓	✓	✓	
DLM532 / DLM536	Steel	18V	4	✓ / -	✓	✓	✓	✓		✓
DLM530 / DLM534	Steel	18V	4	✓ / -		✓	✓	✓		✓
DLM538 / DLM539	Plastics	18V	2	✓	- / ✓		✓	✓	✓	
DLM480 / DLM481	Plastics	18V	2	✓	- / ✓		✓	✓	✓	
DLM462 / DLM465	Steel	18V	4	✓ / -	✓	✓	✓	✓		
DLM460 / DLM463	Steel	18V	2	✓ / -		✓	✓	✓		
DLM432	Plastics	18V	2	✓			✓	✓		
DLM382	Plastics	18V	2	✓			✓	✓		
DLM330	Plastics	18V	1	✓			✓	✓		

Cordless Lawn Mower

64Vmax BL Brushless Cordless Lawn Mower

64V max

new

**BL MOTOR** SOFT NOLOAD XPT



	LM002J	LM001J
Cutting Width	534 mm (21")	480 mm (18-7/8")
Cutting Height	20 - 100 mm (13/16 - 3-15/16")	20 - 100 mm (13/16 - 3-15/16")
No Load Speed (RPM)	Standard Mode: 2,800 Soft No-Load Mode: 2,300 - 2,800 Low Noise Mode: 2,300	Standard Mode: 3,200 Soft No-Load Mode: 2,500 - 3,200 Low Noise Mode: 2,500
Dimensions (L x W x H)	1,710 - 1,800 x 585 x 950 - 1,090 mm (67-1/2 - 71 x 23 x 37-1/2 - 43") When Stored (w/o Grass Box) : 620 x 585 x 930 mm (24-3/8 x 23 x 36-5/8")	1,610 - 1,690 x 530 x 930 - 1,050 mm (63-1/2 - 66-1/2 x 20-7/8 x 36-5/8 - 41-1/4") When Stored (w/o Grass Box) : 620 x 530 x 870 mm (24-3/8 x 20-7/8 x 34-1/4")
Net weight	25.7 - 27.6 kg (56.7 - 60.8 lbs.)	24.4 - 26.1 kg (53.8 - 57.5 lbs.)

Blade, Mulch Plug, Socket Wrench, Rod, Battery, Charger

Battery Powered Lawn Mower

BL Brushless Battery Powered 53 cm (21") Self-Propelled Lawn Mower



**BL MOTOR** SOFT NOLOAD XPT



	LM001C
Cutting Width	534 mm (21")
Cutting Height	20 - 100 mm (13/16 - 3-15/16")
No Load Speed (RPM)	Normal Mode: 2,800 Soft No-Load Mode: 2,300 - 2,800 Noise Reduction Mode: 2,300
Propelling Speed	2.5 - 5.0 km/h
Actual Mowing Area	w/ PDC01 (BL1860B X4), 2-Tooth Blade, Self-Propelled: 1,700 m <sup>2</sup> w/ PDC1200, 2-Tooth Blade, Self-Propelled: 5,100 m <sup>2</sup>
Continuous Use (min.)	w/ PDC01 (BL1860B X4), 2-Tooth Blade, Self-Propelled: 40 w/ PDC1200, 2-Tooth Blade, Self-Propelled: 120
Dimensions (L x W x H)	1,630 - 1,715 x 590 x 990 - 1,095 mm (64 - 67-1/2 x 23-1/4 x 39 - 43")
Net weight	42.1 - 49.5 kg (92.8 - 109.1 lbs.)

Blade, Mulch Plug, Side Discharge Mouth, Socket Wrench, Rod

Cordless Lawn Mower

18V X2 (36V) LXT BL Cordless 53 cm (21") Self-Propelled Lawn Mower

18V x2

DLM533:  
Soft no load

**LXT BL MOTOR** XPT



	DLM533	DLM537
Cutting Width	534 mm (21")	534 mm (21")
Cutting Height	20 - 100 mm (13/16 - 3-15/16")	20 - 100 mm (13/16 - 3-15/16")
No Load Speed (RPM)	Standard Mode: 2,800 Low Noise Mode: 2,300	Standard Mode: 2,800 Low Noise Mode: 2,300
Propelling Speed	2.5 - 5.0 km/h	2.5 - 5.0 km/h
Actual Mowing Area	w/ BL1860B x4, Self-Propelled: 1,700 m <sup>2</sup>	w/ BL1860B x4, Self-Propelled: 1,700 m <sup>2</sup> w/ BL1860B x4, Push-Drive: 2,300 m <sup>2</sup>
Continuous Use (min.)	w/ BL1860B x4, Self-Propelled: 40	w/ BL1860B x4, Self-Propelled: 40 w/ BL1860B x4, Push-Drive: 54
Dimensions (L x W x H)	1,655 - 1,740 x 590 x 990 - 1,100 mm (65 - 68-1/2 x 23-1/4 x 39 - 43-1/4")	1,655 - 1,740 x 590 x 990 - 1,100 mm (65 - 68-1/2 x 23-1/4 x 39 - 43-1/4")
Net weight	42.8 - 46.7 kg (94.4 - 103 lbs.)	42.8 - 46.7 kg (94.4 - 103 lbs.)

Blade, Mulch Plug, Socket Wrench, Rod, Battery, Charger

Cordless Lawn Mower

18V X2 (36V) LXT BL Brushless Cordless 53 cm (21") Self-Propelled Lawn Mower

18V x2

DLM532:  
Soft no load

**LXT BL MOTOR** XPT



	DLM532	DLM536
Cutting Width	534 mm (21")	534 mm (21")
Cutting Height	20 - 100 mm (13/16 - 3-15/16")	20 - 100 mm (13/16 - 3-15/16")
No Load Speed (RPM)	2,300 - 2,800	Low Noise Mode: 2,300
Propelling Speed	2.5 - 5.0 km/h	2.5 - 5.0 km/h
Actual Mowing Area	w/ BL1860B x4, Self-Propelled: 1,700 m <sup>2</sup>	w/ BL1860B x4, Self-Propelled: 1,700 m <sup>2</sup> w/ BL1860B x4, Push-Drive: 2,300 m <sup>2</sup>
Continuous Use (min.)	w/ BL1860B x4, Self-Propelled: 40	w/ BL1860B x4, Self-Propelled: 40 w/ BL1860B x4, Push-Drive: 54
Dimensions (L x W x H)	1,630-1,715 x 590 x 990-1,095 mm (64"-67-1/2 x 23-1/4 x 39"-43")	1,630 - 1,715 x 590 x 990 - 1,095 mm (64 - 67-1/2 x 23-1/4 x 39 - 43")
Net weight	39.0 - 42.8 kg (86.0 - 94.4 lbs.)	39.0 - 42.8 kg (86.0 - 94.4 lbs.)

Blade, Mulch Plug, Side Discharge Mouth, Socket Wrench, Rod, Battery, Charger

## Lawn care

## Cordless Lawn Mower

## 18V X2 (36V) LXT BL Brushless Cordless 53 cm (21") Lawn Mower

18V x2

DLM530:  
Soft no load**LXT BL XPT**

	<b>DLM530</b>	<b>DLM534</b>
Cutting Width	534 mm (21")	534 mm (21")
Cutting Height	20 - 100 mm (13/16 - 3-15/16")	20 - 100 mm (13/16 - 3-15/16")
No Load Speed (RPM)	2,300 - 2,800	2,300 - 2,800
Actual Mowing Area	w/ BL1860B x4, Push-Drive: 2,300 m <sup>2</sup>	w/ BL1860B x4, Push-Drive: 2,300 m <sup>2</sup>
Continuous Use (min.)	w/ BL1860B x4, Push-Drive: 54	w/ BL1860B x4, Push-Drive: 54
Dimensions (L x W x H)	1,630-1,715 x 590 x 990-1,095 mm (64"-67-1/2 x 23-1/4 x 39"-43")	1,630-1,715 x 590 x 990-1,095 mm (64"-67-1/2 x 23-1/4 x 39"-43")
Net weight	35.5 - 39.3 kg (78.3 - 86.6 lbs.)	35.5 - 39.3 kg (78.3 - 86.6 lbs.)

Blade, Mulch Plug, Side Discharge Mouth, Socket Wrench, Rod, Battery, Charger

## Cordless Lawn Mower

## 18V X2 (36V) Cordless 53 cm (21") Lawn Mower

18V x2

new

DLM539:  
Self-Propelled**LXT XPT**

	<b>DLM539</b>	<b>DLM538</b>
Cutting Width	534 mm (21")	534 mm (21")
Cutting Height	20 - 100 mm (13/16 - 3-15/16")	20 - 100 mm (13/16 - 3-15/16")
No Load Speed (RPM)	3,000	3,000
Propelling Speed	2.5 - 5.0 km/h	-
Actual Mowing Area	w/ BL1860B x2, Self-Propelled: 700 m <sup>2</sup> w/ BL1860B x2, Push-Drive: 800 m <sup>2</sup>	w/ BL1860B x2, Push-Drive: 800 m <sup>2</sup>
Continuous Use (min.)	w/ BL1860B x2, Self-Propelled: 22 w/ BL1860B x2, Push-Drive: 25	-
Dimensions (L x W x H)	During Operation: 1,810 - 1,870 x 580 x 920 - 1,040 mm (71-1/4 - 73-1/2 x 23 x 36-1/4 - 41")	w/ BL1860B x2, Push-Drive: 25 During Operation: 1,810 - 1,870 x 580 x 920 - 1,040 mm (71-1/4 - 73-1/2 x 22-3/4 x 36-1/4 - 41")
Net weight	28.0 - 30.5 kg (61.7 - 67.2 lbs.)	25.6 - 28.1 kg (56.4 - 61.9 lbs.)

Blade, Mulch Plug, Socket Wrench, Rod, Battery, Charger

## Cordless Lawn Mower

## 18V X2 (36V) Cordless 48 cm (18-7/8") Lawn Mower

18V x2

new

DLM481:  
Self-Propelled**LXT XPT**

	<b>DLM481</b>	<b>DLM480</b>
Cutting Width	480 mm (18-7/8")	480 mm (18-7/8")
Cutting Height	20 - 100 mm (13/16 - 3-15/16")	20 - 100 mm (13/16 - 3-15/16")
No Load Speed (RPM)	3,100	3,100
Propelling Speed	2.5 - 5.0 km/h	-
Actual Mowing Area	w/ BL1860B x2, Self-Propelled: 650 m <sup>2</sup> w/ BL1860B x2, Push-Drive: 800 m <sup>2</sup>	w/ BL1860B x2, Push-Drive: 800 m <sup>2</sup>
Continuous Use (min.)	w/ BL1860B x2, Self-Propelled: 23 w/ BL1860B x2, Push-Drive: 28	-
Dimensions (L x W x H)	During Operation: 1,690 - 1,740 x 530 x 930 - 1,060 mm (66-1/2 - 68-1/2 x 20-7/8 x 36-5/8 - 41-3/4")	w/ BL1860B x2, Push-Drive: 28 During Operation: 1,690 - 1,740 x 530 x 930 - 1,060 mm (66-1/2 - 68-1/2 x 20-7/8 x 36-5/8 - 41-3/4")
Net weight	27.1 - 29.3 kg (59.7 - 64.6 lbs.)	24.5 - 26.8 kg (54.0 - 59.1 lbs.)

Blade, Mulch Plug, Socket Wrench, Rod, Battery, Charger

## Cordless Lawn Mower

## 18V X2 (36V) LXT BL Brushless Cordless 46 cm (18") Self-Propelled Lawn Mower

18V x2

DLM462:  
Soft no load**LXT BL XPT**

	<b>DLM462</b>	<b>DLM465</b>
Cutting Width	460 mm (18")	460 mm (18-1/8")
Cutting Height	20 - 100 mm (13/16 - 3-15/16")	20 - 100 mm (13/16 - 3-15/16")
No Load Speed (RPM)	2,500 - 3,300	Low Noise Mode: 2,500
Propelling Speed	2.5 - 5.0 km/h	2.5 - 5.0 km/h
Actual Mowing Area	w/ BL1860B x2, Self-Propelled: 1,400 m <sup>2</sup> w/ BL1860B x2, Push-Drive: 1,900 m <sup>2</sup>	w/ BL1860B x2, Self-Propelled: 1,400 m <sup>2</sup> w/ BL1860B x2, Push-Drive: 1,900 m <sup>2</sup>
Continuous Use (min.)	w/ BL1860B x2, Self-Propelled: 40 w/ BL1860B x2, Push-Drive: 51	w/ BL1860B x2, Self-Propelled: 40 w/ BL1860B x2, Push-Drive: 51
Dimensions (L x W x H)	1,610-1,690 x 535 x 980-1,095 mm (63-1/2"-66-1/2 x 21 x 38-1/2"-43")	1,610 - 1,690 x 535 x 980 - 1,095 mm (63-1/2 - 66-1/2 x 21 x 38-1/2 - 43")
Net weight	35.3 - 39.0 kg (77.8 - 86.0 lbs.)	35.3 - 39.0 kg (77.8 - 86.0 lbs.)

Blade, Mulch Plug, Socket Wrench, Rod, Battery, Charger

## Cordless Lawn Mower

## 18V X2 (36V) LXT BL Brushless Cordless 46 cm (18") 3-in-1 Mower

18V x2

DLM460:  
Soft no load**LXT BL XPT**

	<b>DLM460</b>	<b>DLM463</b>
Cutting Width	460 mm (18")	460 mm (18-1/8")
Cutting Height	20 - 75 mm (13/16 - 2-5/16")	20 - 75 mm (13/16 - 2-15/16")
No Load Speed (RPM)	2,500 - 3,300	2,500 - 3,300
Actual Mowing Area	w/ BL1860B x2: 800 m <sup>2</sup>	w/ BL1860B x2: 800 m <sup>2</sup>
Continuous Use (min.)	w/ BL1860B / BL1850B / BL1840B / BL1830B / BL1820B / BL1815N : 21 / 18 / 14 / 10 / 8 / 6	w/ BL1860B / BL1850B / BL1840B / BL1830B / BL1820B / BL1815N : 21 / 18 / 14 / 10 / 8 / 6
Dimensions (L x W x H)	1,319 - 1,518 x 532 x 879 - 1,138 mm (52 - 59-3/4 x 21 x 34-1/2 - 44-3/4") When Stored (w/o Grass Box): 1,004 - 1,125 x 532 x 533 - 713 mm (39-1/2 - 44-1/4 x 21 x 21 - 28")	1,319 - 1,518 x 532 x 879 - 1,138 mm (52 - 59-3/4 x 21 x 34-1/2 - 44-3/4") When Stored (w/o Grass Box): 1,004 - 1,125 x 532 x 533 - 713 mm (39-1/2 - 44-1/4 x 21 x 21 - 28")
Net weight	25.3 - 27.6 kg (55.8 - 60.8 lbs.)	25.3 - 27.6 kg (55.8 - 60.8 lbs.)

Blade, Socket Wrench, Battery, Charger

## Cordless Lawn Mower

## 18V X2 (36V) LXT Li-Ion Cordless 3-in-1 Mower

18V x2

**LXT XPT**

	<b>DLM432</b>	<b>DLM382</b>
Cutting Width	430 mm (17")	380 mm (15")
Cutting Height	20 - 75 mm (13/16 - 2-15/16")	20 - 75 mm (13/16 - 2-15/16")
No Load Speed (RPM)	3,600	3,700
Actual Mowing Area	w/ BL1860B x2: 575 m <sup>2</sup>	w/ BL1860B x2: 560 m <sup>2</sup>
Continuous Use (min.)	w/ BL1860B x2: 36	w/ BL1860B x2: 35
Dimensions (L x W x H)	1,435 - 1,490 x 460 x 1,005 - 1,045 mm (56-1/2 - 58-3/4 x 18-1/8 x 39-1/2 - 41-1/4") When Stored (w/o Grass Box): : 865 x 460 x 475 mm (34 x 18-1/8 x 18-3/4")	1,380 - 1,410 x 450 x 985 - 1,005 mm (54-1/4 - 55-1/2 x 17-3/4 x 38-3/4 - 39-1/2") When Stored (w/o Grass Box): : 860 x 450 x 475 mm (33-3/4 x 17-3/4 x 18-3/4")
Net weight	16.8 - 17.5 kg (37.0 - 38.6 lbs.)	16.2 - 16.9 kg (35.7 - 37.3 lbs.)

Blade, Mulch Plug, Socket Wrench, Battery, Charger



# Lawn care

## Cordless Lawn Mower

### 18V LXT Li-Ion Cordless 33 cm (13") Lawn Mower

18V

new

LXT XPT



DLM330	
Hole Diameter	15.0 mm (9/16")
Cutting Width	330 mm (13")
Cutting Height	20 - 75 mm (13/16 - 2-15/16")
No Load Speed (RPM)	4,300
Dimensions (L x W x H)	1,285 - 1,350 x 375 x 935 - 1,035 mm (50-1/2 - 53 x 14-3/4 x 36-3/4 - 40-3/4")
	When Stored (w/o Grass Box) : 775 x 375 x 500 mm (30-1/2 x 14-3/4 x 19-3/4")
Net weight	11.6 - 12.5 kg (25.6 - 27.6 lbs.)

Blade, Mulch Plug, Socket Wrench, Battery, Charger

## Electric Lawn Mower

### 46 cm (18-1/8") 1,800 W 4-in-1 Electric Mower

ELM4621:  
Self-Propelled



	ELM4621	ELM4620
Continuous rating Input	1,800W	1,800W
Hole Diameter	12.1 mm (1/2")	12.1 mm (1/2")
Cutting Width	460 mm (18-1/8")	460 mm (18-1/8")
Cutting Height	20 - 75 mm (13/16 - 2-15/16")	20 - 75 mm (13/16 - 2-15/16")
No Load Speed (RPM)	2,950	2,950
Propelling Speed	3.6 km/h	
Recommended mowing area up to	1,000 m <sup>2</sup>	800 m <sup>2</sup>
Dimensions (L x W x H)	During Operation : 1,790 x 570 x 950 - 1,165 mm (70-1/2 x 22-1/2 x 37-3/8 - 45-7/8") When Stored (w/o Grass Box) : 590 x 570 x 1,220 mm (23-1/4 x 22-1/2 x 48")	During Operation : 1,700 x 570 x 950 - 1,165 mm (67 x 22-1/2 x 37-3/8 - 45-7/8") When Stored (w/o Grass Box) : 515 x 570 x 1,125 mm (20-1/4 x 22-1/2 x 44-1/4")
Net weight	30.5 - 32.2 kg (67.2 - 71.0 lbs.)	27.7 - 29.2 kg (61.1 - 64.4 lbs.)

Blade, Wrench, Mulch Plug, Side Discharge Mouth

## Electric Lawn Mower

### 41 cm (16-1/8") 1,600 W Electric Mower

ELM4121: 3 in 1  
(Lawnmowing / Grass  
collecting / Mulching)

ELM4120: 2 in 1  
(Lawnmowing /  
Grass collecting)



	ELM4121	ELM4120
Continuous rating Input	1,600W	1,600W
Hole Diameter	8 mm (5/16")	8 mm (5/16")
Cutting Width	410 mm (16-1/8")	410 mm (16-1/8")
Cutting Height	20 - 75 mm (13/16 - 2-15/16")	20 - 75 mm (13/16 - 2-15/16")
No Load Speed (RPM)	3,400	3,400
Recommended mowing area up to	600 m <sup>2</sup>	600 m <sup>2</sup>
Dimensions (L x W x H)	During Operation : 1,465 x 530 x 905 - 1,135 mm (57-3/4 x 20-7/8 x 35-5/8 - 44-3/4") When Stored (w/o Grass Box) : 390 x 530 x 1,070 mm (15-3/8 x 20-7/8 x 42")	During Operation : 1,470 x 460 x 955 - 1,230 mm (57-7/8 x 18-1/8 x 37-5/8 - 48-3/8") When Stored (w/o Grass Box) : 395 x 460 x 1,220 mm (15-1/2 x 18-1/8 x 48")
Net weight	17.5 - 19.1 kg (38.6 - 42.1 lbs.)	14.5 kg (32.0 lbs.)

Blade, Wrench, Mulch Plug

## Electric Lawn Mower

### 2-in-1 Electric Mower



	ELM3720	ELM3320
Continuous rating Input	1,400W	1,200W
Hole Diameter	8 mm (5/16")	8 mm (5/16")
Cutting Width	370 mm (14-1/2")	330 mm (13")
Cutting Height	20 - 55 mm (13/16 - 2-3/16")	20 - 55 mm (13/16 - 2-3/16")
No Load Speed (RPM)	3,400	3,400
Recommended mowing area up to	500 m <sup>2</sup>	400 m <sup>2</sup>
Dimensions (L x W x H)	During Operation : 1,330 x 415 x 890 - 1,120 mm (52-3/8 x 16-3/8 x 35 - 44") When Stored (w/o Grass Box) : 335 x 415 x 1,090 mm (13-1/4 x 16-3/8 x 43")	During Operation : 1,230 x 380 x 870 - 1,110 mm (48-1/2 x 15 x 34-1/4 - 43-3/4") When Stored (w/o Grass Box) : 350 x 380 x 1,090 mm (13-3/4 x 15 x 43")
Net weight	11.6 kg (25.6 lbs.)	10.2 kg (22.5 lbs.)

Blade, Wrench

## Electric Scarifier

### 1,800 W Electric Scarifier



	UV3600	UV3200
652 024 748 WW		
Cutting Width	360 mm (14-1/5")	320 mm (12-3/5")
Working depth	-10 / -5 / 0 / 5 mm (-3/8 / -3/16 / 0 / +3/16")	-10 / -5 / 0 / 5 / 10 mm (-3/8 / -3/16 / 0 / +3/16 / +3/8")
No Load Speed (RPM)	3,500	3,000
Net weight	15.3 kg (33.7 lbs.)	12 kg (26.5 lbs.)

## Electric Shredder

### 45 mm (1-4/5") 2,500 W Electric Shredder





UD2500	
Max branch	45 mm (1-4/5")
Cutting (rpm)	40
Tank	67 L
Net weight	27.6 kg (60.8 lbs.)

# PRODUCTS

## Tree care/Hedge care



-  Double Insulation
-  Variable Speed
-  Brake
-  Reversing
-  Electronic 3-Speed
-  Torque Limiter
-  Constant Speed
-  Soft Start
-  Anti Vibration
-  Automatic Oiling
-  Chain Brake
-  Carrying Case

## Cordless Chain Saw

### 40Vmax XGT BL Brushless Cordless Chain Saw

40V max

new



Captive nuts type



	UC005G	UC004G	UC003G	UC002G
Guide Bar Length	400 mm (16")	350 mm (14")	300 mm (12")	250 mm (10")
Chain Pitch	3/8"	3/8"	3/8"	3/8"
Chain Gauge	1.1 mm (0.043")	1.1 mm (0.043")	1.1 mm (0.043")	1.1 mm (0.043")
Chain Speed	0 - 24.8 m/s (0 - 1,490 m/min) (0 - 4,880 FPM)	0 - 24.8 m/s (0 - 1,490 m/min) (0 - 4,880 FPM)	0 - 24.8 m/s (0 - 1,490 m/min) (0 - 4,880 FPM)	0 - 24.8 m/s (0 - 1,490 m/min) (0 - 4,880 FPM)
Chain Oil Tank Volume	200 mL (6.8 US oz)	200 mL (6.8 US oz)	200 mL (6.8 US oz)	200 mL (6.8 US oz)
Dimensions (L x W x H)	w/o Guide Bar : 266 x 194 x 227 mm (10-1/2 x 7-5/8 x 8-15/16")	w/o Guide Bar : 266 x 194 x 227 mm (10-1/2 x 7-5/8 x 8-15/16")	w/o Guide Bar : 266 x 194 x 227 mm (10-1/2 x 7-5/8 x 8-15/16")	w/o Guide Bar : 266 x 194 x 227 mm (10-1/2 x 7-5/8 x 8-15/16")
Net weight	4.0 - 4.7 kg (8.8 - 10.4 lbs.)	4.0 - 4.6 kg (8.8 - 10.1 lbs.)	3.9 - 4.5 kg (8.6 - 9.9 lbs.)	3.8 - 4.4 kg (8.4 - 9.7 lbs.)

Saw Chain, Guide Bar, Guide Bar Cover, Oil supply (country-specific), Round File (country-specific), Box Wrench, Battery, Charger

## Cordless Chain Saw

### 40Vmax XGT BL Brushless Cordless Chain Saw

40V max

new



Captive nuts type



	UC006G	UC007G
Guide Bar Length	250 mm (10")	-
Chain Pitch	1/4"	-
Chain Gauge	1.3 mm (0.050")	-
Chain Speed	0 - 24.8 m/s (0 - 1,490 m/min) (0 - 4,880 FPM)	0 - 24.8 m/s (0 - 1,490 m/min) (0 - 4,880 FPM)
Chain Oil Tank Volume	200 mL (6.8 US oz)	200 mL (6.8 US oz)
Dimensions (L x W x H)	w/o Guide Bar : 266 x 194 x 227 mm (10-1/2 x 7-5/8 x 8-15/16")	w/o Guide Bar : 266 x 194 x 227 mm (10-1/2 x 7-5/8 x 8-15/16")
Net weight	3.9 - 4.5 kg (8.6 - 9.9 lbs.)	3.9 - 4.7 kg (8.6 - 10.4 lbs.)

UC006G: Saw Chain, Guide Bar, Guide Bar Cover, Oil supply (country-specific), Round File (country-specific), Box Wrench, Battery, Charger

UC007G: Oil supply (country-specific), Round File (country-specific), Box Wrench, Battery, Charger

## Cordless Chain Saw

### 40Vmax XGT BL Brushless Cordless Chain Saw

40V max

new



Captive nuts type



	UC013G	UC012G	UC011G	UC010G
Guide Bar Length	450 mm (18")	400 mm (16")	350 mm (14")	300 mm (12")
Chain Pitch	3/8"	3/8"	3/8"	3/8"
Chain Gauge	1.1 mm (0.043")	1.1 mm (0.043")	1.1 mm (0.043")	1.1 mm (0.043")
Chain Speed	0 - 24.7 m/s (0 - 1,482 m/min) (0 - 4,862 FPM)	0 - 24.7 m/s (0 - 1,482 m/min) (0 - 4,862 FPM)	0 - 24.7 m/s (0 - 1,482 m/min) (0 - 4,862 FPM)	0 - 24.7 m/s (0 - 1,482 m/min) (0 - 4,862 FPM)
Chain Oil Tank Volume	230 mL (7.8 US oz)	230 mL (7.8 US oz)	230 mL (7.8 US oz)	230 mL (7.8 US oz)
Dimensions (L x W x H)	w/o Guide Bar : 446 x 233 x 274 mm (17-1/2 x 9-1/8 x 10-3/4")	w/o Guide Bar : 446 x 233 x 274 mm (17-1/2 x 9-1/8 x 10-3/4")	w/o Guide Bar : 446 x 233 x 274 mm (17-1/2 x 9-1/8 x 10-3/4")	w/o Guide Bar : 446 x 233 x 274 mm (17-1/2 x 9-1/8 x 10-3/4")
Net weight	6.0 - 6.5 kg (13.2 - 14.4 lbs.)	6.0 - 6.5 kg (13.2 - 14.4 lbs.)	6.0 - 6.5 kg (13.2 - 14.4 lbs.)	6.0 - 6.5 kg (13.2 - 14.4 lbs.)

Saw Chain, Guide Bar, Guide Bar Cover, Oil supply (country-specific), Round File (country-specific), Box Wrench, Battery, Charger

## Cordless Chain Saw

### 40Vmax XGT BL Brushless Cordless Chain Saw

40V max

new



Toolless type



	UC017G	UC016G	UC015G	UC014G
Guide Bar Length	450 mm (18")	400 mm (16")	350 mm (14")	300 mm (12")
Chain Pitch	3/8"	3/8"	3/8"	3/8"
Chain Gauge	1.1 mm (0.043")	1.1 mm (0.043")	1.1 mm (0.043")	1.1 mm (0.043")
Chain Speed	0 - 24.7 m/s (0 - 1,482 m/min) (0 - 4,862 FPM)	0 - 24.7 m/s (0 - 1,482 m/min) (0 - 4,862 FPM)	0 - 24.7 m/s (0 - 1,482 m/min) (0 - 4,862 FPM)	0 - 24.7 m/s (0 - 1,482 m/min) (0 - 4,862 FPM)
Chain Oil Tank Volume	230 mL (7.8 US oz)	230 mL (7.8 US oz)	230 mL (7.8 US oz)	230 mL (7.8 US oz)
Dimensions (L x W x H)	446 x 237 x 274 mm (17-1/2 x 9-3/8 x 10-3/4")	446 x 237 x 274 mm (17-1/2 x 9-3/8 x 10-3/4")	w/o Guide Bar : 446 x 233 x 274 mm (17-1/2 x 9-1/8 x 10-3/4")	w/o Guide Bar : 446 x 233 x 274 mm (17-1/2 x 9-1/8 x 10-3/4")
Net weight	6.0 - 6.5 kg (13.2 - 14.4 lbs.)	6.0 - 6.5 kg (13.2 - 14.4 lbs.)	6.0 - 6.5 kg (13.2 - 14.4 lbs.)	6.0 - 6.5 kg (13.2 - 14.4 lbs.)

Saw Chain, Guide Bar, Guide Bar Cover, Oil supply (country-specific), Round File (country-specific), Box Wrench, Battery, Charger

## Cordless Chain Saw

### 40Vmax XGT BL Brushless Cordless Chain Saw

40V max

new



Captive nuts type

Motor Unit Only



	UC020G
Guide Bar Length	TBA
Chain Pitch	TBA
Chain Speed	TBA
Chain Oil Tank Volume	TBA mL
Dimensions (L x W x H)	TBA mm
Net weight	TBA kg

## Cordless Chain Saw

### 18V X2 (36V) LXT BL Brushless Cordless Chain Saw

18V x2

new



Captive nuts type



	DUC406	DUC356	DUC306
Guide Bar Length	400 mm (16")	350 mm (14")	300 mm (12")
Cutting Length	387 mm (15-1/4")	350 mm (14")	294 mm (11-5/8")
Chain Pitch	3/8"	3/8"	3/8"
Chain Gauge	1.1 / 1.3 mm (0.043 / 0.050")	1.1 / 1.3 mm (0.043 / 0.050")	1.1 / 1.3 mm (0.043 / 0.050")
Chain Speed	0 - 20 m/s (0 - 1,200 m/min) (0 - 3,940 FPM)	0 - 20 m/s (0 - 1,200 m/min) (0 - 3,940 FPM)	0 - 20 m/s (0 - 1,200 m/min) (0 - 3,940 FPM)
Chain Oil Tank Volume	200 mL (6.8 US oz)	200 mL (6.8 US oz)	200 mL (6.8 US oz)
Dimensions (L x W x H)	w/o Guide Bar: 270 x 205 x 232 mm (10-5/8 x 8-1/8 x 9-1/8")	w/o Guide Bar: 270 x 205 x 232 mm (10-5/8 x 8-1/8 x 9-1/8")	w/o Guide Bar: 270 x 205 x 232 mm (10-5/8 x 8-1/8 x 9-1/8")
Net weight	4.6 - 5.1 kg (10.1 - 11.1 lbs.)	4.6 - 5.1 kg (10.1 - 11.1 lbs.)	4.6 - 5.1 kg (10.1 - 11.1 lbs.)

Saw Chain, Guide Bar, Guide Bar Cover, Spike Bumper, Battery, Charger

# Tree care/Hedge care

## Cordless Chain Saw

### 18V X2 (36V) LXT BL Brushless Cordless 25 cm (10") Chain Saw

18V x2



Captive nuts type

LXT BL XPT



DUC256C: Carving Bar

	DUC256	DUC256C
Guide Bar Length	250 mm (10")	250 mm (10")
Cutting Length	238 mm (9-3/8")	253 mm (10")
Chain Pitch	3/8"	1/4"
Chain Gauge	1.1 / 1.3 mm (0.043 / 0.050")	1.3 mm (0.050")
Chain Speed	0 - 20 m/s (0 - 1,200 m/min) (0 - 3,940 FPM)	0 - 20 m/s (0 - 1,200 m/min) (0 - 3,940 FPM)
Chain Oil Tank Volume	200 mL (6.8 US oz)	200 mL (6.8 US oz)
Dimensions (L x W x H)	w/o Guide Bar : 270 x 205 x 232 mm (10-5/8 x 8-1/8 x 9-1/8")	w/o Guide Bar : 270 x 205 x 232 mm (10-5/8 x 8-1/8 x 9-1/8")
Net weight	4.6 - 5.1 kg (10.1 - 11.1 lbs.)	4.6 - 5.1 kg (10.1 - 11.1 lbs.)

Saw Chain, Guide Bar, Guide Bar Cover, Spike Bumper, Battery, Charger

## Cordless Chain Saw

### 18V X2 (36V) LXT BL Brushless Cordless Chain Saw

18V x2



Toolless type

LXT BL XPT



	DUC400	DUC353	DUC303
Guide Bar Length	400 mm (16")	350 mm (14")	300 mm (12")
Chain Pitch	3/8"	3/8"	3/8"
Chain Gauge	1.1 / 1.3 mm (0.043 / 0.050")	1.1 / 1.3 mm (0.043 / 0.050")	1.1 / 1.3 mm (0.043 / 0.050")
Chain Speed	0 - 20 m/s (0 - 1,200 m/min) (0 - 3,940 FPM)	0 - 20 m/s (0 - 1,200 m/min) (0 - 3,940 FPM)	0 - 20 m/s (0 - 1,200 m/min) (0 - 3,940 FPM)
Chain Oil Tank Volume	200 mL	200 mL	200 mL
Dimensions (L x W x H)	w/o Guide Bar : 443 x 215 x 235 mm (17-1/2 x 8-1/2 x 9-1/4")	w/o Guide Bar : 443 x 215 x 235 mm (17-1/2 x 8-1/2 x 9-1/4")	w/o Guide Bar : 443 x 215 x 235 mm (17-1/2 x 8-1/2 x 9-1/4")
Net weight	4.6 - 5.5 kg (10.2 - 12.1 lbs.)	4.6 - 5.5 kg (10.2 - 12.1 lbs.)	4.6 - 5.5 kg (10.2 - 12.1 lbs.)

Saw Chain, Guide Bar, Guide Bar Cover, Oil supply (country-specific), Battery, Charger

## Cordless Chain Saw

### 18V X2 (36V) LXT BL Brushless Cordless Chain Saw

18V x2



Captive nuts type

LXT BL XPT



	DUC405	DUC355	DUC305
Guide Bar Length	400 mm (16")	350 mm (14")	300 mm (12")
Cutting Length	370 mm (14-1/2")	330 mm (13")	275 mm (10-7/8")
Chain Pitch	3/8"	3/8"	3/8"
Chain Gauge	1.1 / 1.3 mm (0.043 / 0.050")	1.1 / 1.3 mm (0.043 / 0.050")	1.1 / 1.3 mm (0.043 / 0.050")
Chain Speed	0 - 20 m/s (0 - 1,200 m/min) (0 - 3,940 FPM)	0 - 20 m/s (0 - 1,200 m/min) (0 - 3,940 FPM)	0 - 20 m/s (0 - 1,200 m/min) (0 - 3,940 FPM)
Chain Oil Tank Volume	200 mL	200 mL	200 mL
Dimensions (L x W x H)	w/o Guide Bar : 443 x 211 x 235 mm (17-1/2 x 8-5/16 x 9-1/4") w/ Guide Bar & Saw Chain : 800 x 211 x 235 mm (31-1/2 x 8-5/16 x 9-1/4")	w/o Guide Bar : 443 x 211 x 235 mm (17-1/2 x 8-5/16 x 9-1/4") w/ Guide Bar & Saw Chain : 762 x 211 x 235 mm (30 x 8-5/16 x 9-1/4")	w/o Guide Bar : 443 x 211 x 235 mm (17-1/2 x 8-5/16 x 9-1/4") w/ Guide Bar & Saw Chain : 710 x 211 x 235 mm (28 x 8-5/16 x 9-1/4")
Net weight	4.8 - 5.5 kg (10.5 - 12.1 lbs.)	4.7 - 5.4 kg (10.4 - 11.8 lbs.)	4.6 - 5.3 kg (10.2 - 11.6 lbs.)

Saw Chain, Guide Bar, Guide Bar Cover, Oil supply (country-specific), Round File (country-specific), File (country-specific), Box Wrench, Battery, Charger

## Cordless Chain Saw

### 18V LXT BL Brushless Cordless Chain Saw

18V



Captive nuts type

LXT BL XPT



	DUC254	DUC254C	DUC204
Guide Bar Length	250 mm (10")	250 mm (10")	200 mm (8")
Cutting Length	235 mm	250 mm	171 mm
Chain Pitch	3/8"	1/4"	3/8"
Chain Gauge	1.1 mm (0.043")	1.3 mm (0.05")	1.1 mm (0.043")
Chain Speed	0 - 24 m/s (0 - 1,440 m/min) (0 - 4,720 FPM)	0 - 22.5 m/s (0 - 1,350 m/min) (0 - 4,430 FPM)	0 - 24 m/s (0 - 1,440 m/min) (0 - 4,720 FPM)
Chain Oil Tank Volume	140 mL (4.7 US oz)	140 mL (4.7 US oz)	140 mL (4.7 US oz)
Dimensions (L x W x H)	w/o Guide Bar : 258 x 184 x 191 mm (10-1/8 x 7-1/4 x 7-1/2")	w/o Guide Bar : 258 x 184 x 191 mm (10-1/8 x 7-1/4 x 7-1/2")	w/o Guide Bar : 258 x 184 x 191 mm (10-1/8 x 7-1/4 x 7-1/2")
Net weight	2.8 - 3.2 kg (6.2 - 6.9 lbs.)	2.9 - 3.3 kg (6.3 - 7.3 lbs.)	2.8 - 3.1 kg (6.2 - 6.8 lbs.)

Saw Chain, Guide Bar, Guide Bar Cover, Wrench, Accessory Bag, Battery, Charger

## Cordless Chain Saw

### 18V LXT Li-Ion Cordless 11.5 cm (4-1/2") Chain Saw

18V



LXT



	DUC122
Guide Bar Length	115 mm (4-1/2")
Chain Pitch	1/4"
Chain Gauge	1.3 mm (0.05")
Chain Speed	5.0 m/s (300 m/min) (980 FPM)
Chain Oil Tank Volume	80 mL (2.7 US oz)
Dimensions (L x W x H)	w/ Guide Bar & Saw Chain : 422 x 195 x 215 mm (16-5/8 x 7-5/8 x 8-1/2")
Net weight	2.6 kg (5.7 lbs.)

Saw Chain, Guide Bar, Guide Bar Cover, Oil supply (country-specific), File, Battery, Charger

## Electric Chain Saw

### 2,000 W Electric Chain Saw, Toolless Tension Adjustment



	UC4551A	UC4051A	UC3551A	UC3051A
Continuous rating Input	2,000W	2,000W	2,000W	2,000W
Chain speed per minute	870 m (2,900 ft)	870 m (2,900 ft)	870 m (2,900 ft)	870 m (2,900 ft)
Guide Bar Length	450 mm (18")	400 mm (16")	350 mm (14")	300 mm (12")
Saw chain	Pitch: 3/8"	Pitch: 3/8"	Pitch: 3/8"	Pitch: 3/8"
Dimensions (L x W x H)	505 x 200 x 220 mm (19-7/8 x 7-7/8 x 8-5/8")	505 x 200 x 220 mm (19-7/8 x 7-7/8 x 8-5/8")	505 x 200 x 220 mm (19-7/8 x 7-7/8 x 8-5/8")	505 x 200 x 220 mm (19-7/8 x 7-7/8 x 8-5/8")
Net weight	5.7 kg (12.4 lbs.)	5.6 kg (12.3 lbs.)	5.5 kg (12.1 lbs.)	5.4 kg (11.9 lbs.)
Power supply cord	0.3 m (0.98 ft)	0.3 m (0.98 ft)	0.3 m (0.98 ft)	0.3 m (0.98 ft)

Saw Chain, Guide Bar Cover, Hook

Dimensions: excluding blade and guide bar

## Electric Chain Saw

### 2,000 W Electric Chain Saw



153 mm	UC4550A	UC4050A	UC3550A	UC3050A
Continuous rating Input	2,000W	2,000W	2,000W	2,000W
Chain speed per minute	870 m (2,900 ft)	870 m (2,900 ft)	870 m (2,900 ft)	870 m (2,900 ft)
Guide Bar Length	450 mm (18")	400 mm (16")	350 mm (14")	300 mm (12")
Saw chain	Pitch: 3/8"	Pitch: 3/8"	Pitch: 3/8"	Pitch: 3/8"
Dimensions (L x W x H)	505 x 196 x 220 mm (19-7/8 x 7-3/4 x 8-5/8")	505 x 196 x 220 mm (19-7/8 x 7-3/4 x 8-5/8")	505 x 196 x 220 mm (19-7/8 x 7-3/4 x 8-5/8")	505 x 196 x 220 mm (19-7/8 x 7-3/4 x 8-5/8")
Net weight	5.7 kg (12.5 lbs.)	5.6 kg (12.2 lbs.)	5.5 kg (12.1 lbs.)	5.4 kg (11.9 lbs.)
Power supply cord	0.3 m (0.98 ft)	0.3 m (0.98 ft)	0.3 m (0.98 ft)	0.3 m (0.98 ft)



Saw Chain, Guide Bar Cover, Hook, Wrench

Dimensions : excluding blade and guide bar

## Electric Chain Saw

### 1,800 W Electric Chain Saw, Toolless Tension Adjustment



132 mm	UC4041A	UC3541A	UC3041A
Continuous rating Input	1,800W	1,800W	1,800W
Chain speed per minute	870 m (2,900 ft)	870 m (2,900 ft)	870 m (2,900 ft)
Guide Bar Length	400 mm (16")	350 mm (14")	300 mm (12")
Saw chain	Pitch: 3/8"	Pitch: 3/8"	Pitch: 3/8"
Dimensions (L x W x H)	455 x 245 x 200 mm (17-7/8 x 9-5/8 x 7-7/8")	455 x 245 x 200 mm (17-7/8 x 9-5/8 x 7-7/8")	455 x 245 x 200 mm (17-7/8 x 9-5/8 x 7-7/8")
Net weight	4.7 kg (10.5 lbs.)	4.7 kg (10.3 lbs.)	4.6 kg (10.1 lbs.)
Power supply cord	0.3 m (0.98 ft)	0.3 m (0.98 ft)	0.3 m (0.98 ft)



Saw Chain, Guide Bar Cover, Hook

Dimensions : excluding blade and guide bar

## Cordless Telescopic Pole Saw

### 40Vmax XGT BL AFT Cordless Telescopic Pole Saw

40V max



new	UA004G	UA002G
Guide Bar Length	300 mm (11-3/4")	250 mm (10")
Saw chain	Gauge : 1.1 - 1.3 mm (0.043 - 0.050") Pitch: 3/8"	Gauge : 1.1 - 1.3 mm (0.043 - 0.050") Pitch: 3/8"
Chain Speed	20.0 m/s (1,200 m/min) (3,940 FPM)	20.0 m/s (1,200 m/min) (3,940 FPM)
Oil Tank Capacity	160 mL	160 mL
Dimensions (L x W x H)	w/o Guide Bar : 2,515 - 3,747 x 157 x 191 mm (99 - 147-1/2 x 6-3/16 x 7-1/2")	w/o Guide Bar : 2,515 - 3,747 x 157 x 191 mm (99 - 147-1/2 x 6-3/16 x 7-1/2")
Net weight	7.6 - 8.9 kg (16.8 - 19.6 lbs.)	7.6 - 8.9 kg (16.8 - 19.6 lbs.)

Saw Chain, Guide Bar, Guide Bar Case, Wrench, Hex Wrench, Band Assembly, Battery, Charger, Round File (country-specific), File (country-specific), Chain Oil (country-specific)

## Cordless Pole Saw

### 40Vmax XGT BL AFT Cordless Pole Saw

40V max



new	UA003G	UA001G
Guide Bar Length	300 mm (11-3/4")	250 mm (10")
Saw chain	Gauge : 1.1 - 1.3 mm (0.043 - 0.050") Pitch: 3/8"	Gauge : 1.1 - 1.3 mm (0.043 - 0.050") Pitch: 3/8"
Chain Speed	0 - 20 m/s (0 - 1,200 m/min) (0 - 3,940 FPM)	0 - 20 m/s (0 - 1,200 m/min) (0 - 3,940 FPM)
Oil Tank Capacity	160 mL	160 mL
Dimensions (L x W x H)	w/o Guide Bar : 2,228 x 157 x 189 mm (87-3/4 x 6-3/16 x 7-7/16")	w/o Guide Bar : 2,228 x 157 x 189 mm (87-3/4 x 6-3/16 x 7-7/16")
Net weight	6.0 - 7.3 kg (13.2 - 16.1 lbs.)	6.0 - 7.3 kg (13.2 - 16.1 lbs.)

Saw Chain, Guide Bar, Guide Bar Case, Wrench, Band Assembly, Battery, Charger, Round File (country-specific), File (country-specific), Chain Oil (country-specific)

## Cordless Telescopic Pole Saw

### 18V X2 (36V) LXT BL AFT Cordless Telescopic Pole Saw

18V x2



LXT BL AFT XPT	DUA301	DUA251
Guide Bar Length	300 mm (12")	250 mm (10")
Recommended Guide Bar Length	250 - 300 mm (10 - 12")	250 - 300 mm (10 - 12")
Max Cutting Length	300 mm (12")	300 mm (12")
Saw chain	Gauge : 1.1 / 1.3 mm (0.043 / 0.050") Pitch: 3/8"	Gauge : 1.1 / 1.3 mm (0.043 / 0.050") Pitch: 3/8"
Chain Speed	0 - 20.0 m/s (0 - 1,200 m/min) (0 - 3,940 FPM)	0 - 20.0 m/s (0 - 1,200 m/min) (0 - 3,940 FPM)
Oil Tank Capacity	160 mL	160 mL
Dimensions (L x W x H)	w/o Guide Bar : 2,530 - 3,762 x 155 x 191 mm (99-1/2 - 148 x 6-1/8 x 7-1/2")	w/o Guide Bar : 2,530 - 3,762 x 155 x 191 mm (99-1/2 - 148 x 6-1/8 x 7-1/2")
Net weight	7.8 - 8.5 kg (17.2 - 18.7 lbs.)	7.8 - 8.4 kg (17.2 - 18.5 lbs.)

Saw Chain, Guide Bar, Guide Bar Case, Blade Cover, Wrench, Band Assembly, Hex Wrench, Battery, Charger, Round File (country-specific), Chain Edger Set (country-specific), Chain Oil (country-specific)

## Cordless Pole Saw

### 18V X2 (36V) LXT BL AFT Cordless Pole Saw

18V x2



LXT BL AFT XPT	DUA300	DUA250
Guide Bar Length	300 mm (12")	250 mm (10")
Recommended Guide Bar Length	250 - 300 mm (10 - 12")	250 - 300 mm (10 - 12")
Max Cutting Length	300 mm (12")	300 mm (12")
Saw chain	Gauge : 1.1 / 1.3 mm (0.043 / 0.050") Pitch: 3/8"	Gauge : 1.1 / 1.3 mm (0.043 / 0.050") Pitch: 3/8"
Chain Speed	0 - 20.0 m/s (0 - 1,200 m/min) (0 - 3,940 FPM)	0 - 20.0 m/s (0 - 1,200 m/min) (0 - 3,940 FPM)
Dimensions (L x W x H)	w/o Guide Bar : 2,238 x 155 x 191 mm (88 x 6-1/8 x 7-1/2")	w/o Guide Bar : 2,238 x 155 x 191 mm (88 x 6-1/8 x 7-1/2")
Net weight	6.1 - 6.9 kg (13.5 - 15.2 lbs.)	6.1 - 6.8 kg (13.5 - 15.0 lbs.)

Saw Chain, Guide Bar, Guide Bar Case, Wrench, Band Assembly, Battery, Charger, Round File (country-specific), Chain Edger Set (country-specific), Chain Oil (country-specific), Safety Goggles (country-specific)

## Tree care/Hedge care

## Cordless Hedge Trimmer

## 40Vmax XGT BL Brushless Cordless Hedge Trimmer

40V max



Sharp edge curved Blade



	UH004G	UH005G
Blade Length	600 mm (23-5/8")	750 mm (29-1/2")
Max Cutting Capacity	23.5 mm (15/16")	23.5 mm (15/16")
Strokes Per Minute (SPM)	High / Mid / Low : 5,000 / 3,600 / 2,000	High / Mid / Low : 5,000 / 3,600 / 2,000
Dimensions (L x W x H)	w/ BL4020 / BL4025 : 1,120 x 223 x 191 mm (44 x 8-3/4 x 7-1/2") w/ BL4050F: 1,120 x 223 x 214 mm (44 x 8-3/4 x 8-3/8") w/ BL4040: 1,120 x 223 x 191 mm (44 x 8-3/4 x 7-1/2")	w/ BL4020 / BL4025 : 1,263 x 223 x 191 mm (49-3/4 x 8-3/4 x 7-1/2") w/ BL4050F: 1,263 x 223 x 214 mm (49-3/4 x 8-3/4 x 8-3/8") w/ BL4040: 1,263 x 223 x 191 mm (49-3/4 x 8-3/4 x 7-1/2")
Net weight	4.3 - 4.9 kg (9.5 - 10.8 lbs.)	4.5 - 5.1 kg (9.9 - 11.2 lbs.)

Blade Cover, Safety Goggles (country-specific), Chip Receiver (country-specific), Battery, Charger

## Cordless Hedge Trimmer

## 40Vmax XGT BL Brushless Cordless Hedge Trimmer

40V max



Sharp edge Blade



	UH006G	UH007G
Blade Length	600 mm (23-5/8")	750 mm (29-1/2")
Max Cutting Capacity	25.0 mm (1")	25.0 mm (1")
Strokes Per Minute (SPM)	High / Mid / Low : 4,000 / 3,000 / 2,000	High / Mid / Low : 4,000 / 3,000 / 2,000
Dimensions (L x W x H)	w/ BL4020 / BL4025 : 1,123 x 223 x 191 mm (44-1/2 x 8-3/4 x 7-1/2") w/ BL4050F: 1,123 x 223 x 214 mm (44-1/2 x 8-3/4 x 8-3/8") w/ BL4040: 1,123 x 223 x 191 mm (44-1/2 x 8-3/4 x 7-1/2")	w/ BL4020 / BL4025 : 1,274 x 223 x 191 mm (50-1/4 x 8-3/4 x 7-1/2") w/ BL4050F: 1,274 x 223 x 214 mm (50-1/4 x 8-3/4 x 8-3/8") w/ BL4040: 1,274 x 223 x 191 mm (50-1/4 x 8-3/4 x 7-1/2")
Net weight	4.4 - 5.0 kg (9.7 - 11.0 lbs.)	4.6 - 5.2 kg (10.1 - 11.5 lbs.)

Blade Cover, Safety Goggles (country-specific), Chip Receiver, Battery, Charger

## Cordless Hedge Trimmer

## 40Vmax XGT BL Brushless Cordless Hedge Trimmer

40V max



Standard Blade



	UH008G	UH009G
Blade Length	600 mm (23-5/8")	750 mm (29-1/2")
Max Cutting Capacity	21.5 mm (7/8")	21.5 mm (7/8")
Strokes Per Minute (SPM)	High / Mid / Low : 5,000 / 3,600 / 2,000	High / Mid / Low : 5,000 / 3,600 / 2,000
Dimensions (L x W x H)	w/ BL4020 / BL4025 : 1,120 x 223 x 191 mm (44 x 8-3/4 x 7-1/2") w/ BL4050F: 1,120 x 223 x 214 mm (44 x 8-3/4 x 8-3/8") w/ BL4040: 1,120 x 223 x 191 mm (44 x 8-3/4 x 7-1/2")	w/ BL4020 / BL4025 : 1,262 x 223 x 191 mm (49-3/4 x 8-3/4 x 7-1/2") w/ BL4050F: 1,262 x 223 x 214 mm (49-3/4 x 8-3/4 x 8-3/8") w/ BL4040: 1,262 x 223 x 191 mm (49-3/4 x 8-3/4 x 7-1/2")
Net weight	4.3 - 4.9 kg (9.5 - 10.8 lbs.)	4.4 - 5.0 kg (9.7 - 11.0 lbs.)

Blade Cover, Safety Goggles (country-specific), Chip Receiver, Battery, Charger

## Cordless Hedge Trimmer

## 18V LXT BL Brushless Cordless Hedge Trimmer

18V



Sharp edge curved Blade



	DUH501	DUH601	DUH751
Blade Length	500 mm (19-3/4")	600 mm (23-5/8")	750 mm (29-1/2")
Max Cutting Capacity	23.5 mm (15/16")	23.5 mm (15/16")	23.5 mm (15/16")
Strokes Per Minute (SPM)	High / Mid / Low : 0 - 4,400 / 0 - 3,600 / 0 - 2,000	High / Mid / Low : 0 - 4,400 / 0 - 3,600 / 0 - 2,000	High / Mid / Low : 0 - 4,400 / 0 - 3,600 / 0 - 2,000
Continuous Use (min.)	w/ BL1860B High / Mid / Low : 60 / 80 / 300	w/ BL1860B High / Mid / Low : 55 / 80 / 200	w/ BL1860B High / Mid / Low : 45 / 70 / 160
Dimensions (L x W x H)	1,016 x 225 x 192 mm (40 x 8-7/8 x 7-1/2")	1,121 x 225 x 192 mm (44-1/4 x 8-7/8 x 7-1/2")	1,261 x 225 x 192 mm (49-1/2 x 8-7/8 x 7-1/2")
Net weight	3.8 - 4.5 kg (8.4 - 9.8 lbs.)	3.8 - 4.5 kg (8.4 - 9.8 lbs.)	3.8 - 4.5 kg (8.4 - 9.8 lbs.)

Blade Cover, Safety Goggles (country-specific), Chip Receiver (country-specific), Battery, Charger

## Cordless Hedge Trimmer

## 18V LXT BL Brushless Cordless Hedge Trimmer

18V



Standard Blade



	DUH502	DUH602	DUH752
Blade Length	500 mm (19-5/8")	600 mm (23-5/8")	750 mm (29-1/2")
Max Cutting Capacity	21.5 mm (7/8")	21.5 mm (7/8")	21.5 mm (7/8")
Strokes Per Minute (SPM)	High / Mid / Low : 0 - 4,400 / 0 - 3,600 / 0 - 2,000	High / Mid / Low : 0 - 4,400 / 0 - 3,600 / 0 - 2,000	High / Mid / Low : 0 - 4,400 / 0 - 3,600 / 0 - 2,000
Continuous Use (min.)	w/ BL1860B High / Mid / Low : 50 / 75 / 230	w/ BL1860B High / Mid / Low : 45 / 70 / 180	w/ BL1860B High / Mid / Low : 40 / 60 / 150
Dimensions (L x W x H)	1,016 x 225 x 192 mm (40 x 8-7/8 x 7-1/2")	1,221 x 225 x 192 mm (44-1/8 x 8-7/8 x 7-1/2")	1,261 x 225 x 192 mm (49-1/2 x 8-7/8 x 7-1/2")
Net weight	3.8 - 4.5 kg (8.4 - 9.8 lbs.)	3.8 - 4.5 kg (8.4 - 9.8 lbs.)	3.8 - 4.5 kg (8.4 - 9.8 lbs.)

Blade Cover, Safety Goggles (country-specific), Chip Receiver (country-specific), Battery, Charger

## Cordless Hedge Trimmer

## 18V LXT Li-Ion Cordless Hedge Trimmer

18V



LXT



	DUH483	DUH523
Blade Length	480 mm (18-7/8")	520 mm (20-1/2")
Strokes Per Minute (SPM)	2,700	2,700
Dimensions (L x W x H)	888 x 195 x 193 mm (35 x 7-5/8 x 7-5/8")	938 x 195 x 193 mm (37 x 7-5/8 x 7-5/8")
Net weight	3 - 3.3 kg (6.5 - 7.2 lbs.)	3 - 3.4 kg (6.7 - 7.5 lbs.)

Charger, Battery, Blade Cover

# Tree care/Hedge care

## Cordless Hedge Trimmer

### 40Vmax XGT BL Brushless Cordless Hedge Trimmer

40V max

new



XGT BL WG



	UH013G	UH014G
Blade Length	600 mm (23-5/8")	750 mm (29-1/2")
Max Cutting Capacity	18 mm (11/16")	18 mm (11/16")
Strokes Per Minute (SPM)	High / Mid / Low : 5,000 / 3,600 / 2,000	High / Mid / Low : 5,000 / 3,600 / 2,000
Dimensions (L x W x H)	w/ BL4020 / BL4025 : 1,085 x 270 x 135 mm (42-3/4 x 10-5/8 x 5-5/16")	w/ BL4020 / BL4025 : 1,225 x 270 x 135 mm (48-1/4 x 10-5/8 x 5-5/16")
	w/ BL4050F: 1,085 x 270 x 168 mm (42-3/4 x 10-5/8 x 6-5/8")	w/ BL4050F: 1,225 x 270 x 168 mm (48-1/4 x 10-5/8 x 6-5/8")
	w/ BL4040: 1,085 x 270 x 150 mm (42-3/4 x 10-5/8 x 5-7/8")	w/ BL4040: 1,225 x 270 x 150 mm (48-1/4 x 10-5/8 x 5-7/8")
Net weight	3.9 - 4.5 kg (8.6 - 9.9 lbs.)	4.0 - 4.7 kg (8.8 - 10.4 lbs.)

Blade Cover, Safety Goggles (country-specific), Chip Receiver, Battery, Charger

## Cordless Hedge Trimmer

### 18V LXT BL Brushless Cordless Hedge Trimmer

18V



LXT BL XPT



	DUH604S	DUH754S
Blade Length	600 mm (23-5/8")	750 mm (29-1/2")
Max Cutting Capacity	18 mm (11/16")	18 mm (11/16")
Strokes Per Minute (SPM)	High / Mid / Low : 4,400 / 3,600 / 2,000	High / Mid / Low : 4,400 / 3,600 / 2,000
Continuous Use (min.)	w/ BL1860B High / Mid / Low : 70 / 90 / 200	w/ BL1860B High / Mid / Low : 65 / 80 / 190
Dimensions (L x W x H)	1,061 x 282 x 143 mm (41-3/4 x 11-1/8 x 5-5/8")	1,200 x 282 x 143 mm (47-1/4 x 11-1/8 x 5-5/8")
Net weight	3.4 - 3.9 kg (7.5 - 8.6 lbs.)	3.4 - 3.9 kg (7.5 - 8.6 lbs.)

Blade Cover, Safety Goggles (country-specific), Chip Receiver, Battery, Charger



Tree care/  
Hedge care

# Tree care/Hedge care

## UH201D Cordless Hedge Trimmer 12V max

12Vmax CXT Li-Ion Cordless 20 cm (7-7/8") Hedge Trimmer

Blade Length	200 mm (7-7/8")
Strokes Per Minute (SPM)	2,500
Continuous Use (min.)	w/ BL1041B / BL1021B / BL1016 : 90 / 45 / 35
Dimensions (L x W x H)	504 x 120 x 131 mm (19-7/8 x 4-3/4 x 5-1/8")
Net weight	1.3 - 1.5 kg (2.9 - 3.3 lbs.)



Blade Cover, Chip Receiver, Battery, Charger

## UH200D Cordless Hedge Trimmer 10.8V

10.8V (12V max) Li-Ion Cordless 20 cm (7-7/8") Hedge Trimmer

Blade Length	200 mm (7-7/8")
Strokes Per Minute (SPM)	2,500
Dimensions (L x W x H)	460 x 120 x 130 mm (18-1/8 x 4-3/4 x 5-1/8")
Net weight	1.1 - 1.2 kg (2.5 - 2.6 lbs.)



Charger, Battery, Blade Cover, Chip Receiver

## UH422D Cordless Hedge Trimmer 18V

18V Li-Ion Cordless 42 cm (16-1/2") Hedge Trimmer, G-Battery

Blade Length	420 mm (16-1/2")
Strokes Per Minute (SPM)	2,700
Dimensions (L x W x H)	829 x 195 x 193 mm (32-5/8 x 7-5/8 x 7-5/8")
Net weight	3 kg (6.6 lbs.)



Charger, Battery, Blade Cover

## UH522D Cordless Hedge Trimmer 18V

18V Li-Ion Cordless 52 cm (20-1/2") Hedge Trimmer, G-Battery

Blade Length	520 mm (20-1/2")
Strokes Per Minute (SPM)	2,700
Dimensions (L x W x H)	929 x 195 x 193 mm (36-1/2 x 7-5/8 x 7-5/8")
Net weight	3.1 kg (6.8 lbs.)



Charger, Battery, Blade Cover

## UH420D Cordless Hedge Trimmer 14.4V

14.4V Li-Ion Cordless 42 cm (16-1/2") Hedge Trimmer, G-Battery

Blade Length	420 mm (16-1/2")
Strokes Per Minute (SPM)	2,700
Dimensions (L x W x H)	823 x 195 x 193 mm (32-1/2 x 7-5/8 x 7-5/8")
Net weight	2.9 kg (6.4 lbs.)



Charger, Battery, Blade Cover

## UH480D Cordless Hedge Trimmer 14.4V

14.4V Li-Ion Cordless 48 cm (18-7/8") Hedge Trimmer, G-Battery

Blade Length	480 mm (18-7/8")
Strokes Per Minute (SPM)	2,700
Dimensions (L x W x H)	873 x 195 x 193 mm (34-3/8 x 7-5/8 x 7-5/8")
Net weight	3 kg (6.6 lbs.)



Charger, Battery, Blade Cover

## UH520D Cordless Hedge Trimmer 14.4V

14.4V Li-Ion Cordless 52 cm (20-1/2") Hedge Trimmer, G-Battery

Blade Length	520 mm (20-1/2")
Strokes Per Minute (SPM)	2,700
Dimensions (L x W x H)	923 x 195 x 193 mm (36-1/4 x 7-5/8 x 7-5/8")
Net weight	3 kg (6.7 lbs.)



Charger, Battery, Blade Cover

## UH5580 Hedge Trimmer

55 mm (21-5/8") 670 W Hedge Trimmer

Continuous rating Input	670W
Blade Length	550 mm (21-5/8")
Strokes Per Minute (SPM)	3,000
Dimensions (L x W x H)	970 x 223 x 206 mm (38-1/4 x 8-3/4 x 8-1/8")
Net weight	4.2 kg (9.2 lbs.)
Power supply cord	0.3 m (0.98 ft)



Blade Cover, Hook, Belt Hook



# Tree care/Hedge care

## UH6580 Hedge Trimmer

65 cm (25-1/2") 670 W Hedge Trimmer



Continuous rating Input	670W
Blade Length	650 mm (25-1/2")
Strokes Per Minute (SPM)	3,000
Dimensions (L x W x H)	1,049 x 223 x 206 mm (41-1/4 x 8-3/4 x 8-1/8")
Net weight	4.3 kg (9.4 lbs.)
Power supply cord	0.3 m (0.98 ft)



Blade Cover, Hook, Belt Hook

## UH7580 Hedge Trimmer

75 cm (29-1/2") 670 W Hedge Trimmer



Continuous rating Input	670W
Blade Length	750 mm (29-1/2")
Strokes Per Minute (SPM)	3,000
Dimensions (L x W x H)	1,157 x 223 x 206 mm (45-1/2 x 8-3/4 x 8-1/8")
Net weight	4.4 kg (9.7 lbs.)
Power supply cord	0.3 m (0.98 ft)



Blade Cover, Hook, Belt Hook

## UH4570 Hedge Trimmer

45 cm (17-3/4") 550 W Hedge Trimmer



Continuous rating Input	550W
Blade Length	450 mm (17-3/4")
Strokes Per Minute (SPM)	3,200
Dimensions (L x W x H)	862 x 223 x 206 mm (34 x 8-3/4 x 8-1/8")
Net weight	3.6 kg (8 lbs.)
Power supply cord	0.3 m (0.98 ft)



Blade Cover, Hook, Belt Hook

## UH5570 Hedge Trimmer

55 cm (21-5/8") 550 W Hedge Trimmer



Continuous rating Input	550W
Blade Length	550 mm (21-5/8")
Strokes Per Minute (SPM)	3,200
Dimensions (L x W x H)	970 x 223 x 206 mm (38-1/4 x 8-3/4 x 8-1/8")
Net weight	3.7 - 3.8 kg (8.2 - 8.4 lbs.)
Power supply cord	0.3 m (0.98 ft)



Blade Cover, Hook, Belt Hook

## UH6570 Hedge Trimmer

65 cm (25-1/2") 550 W Hedge Trimmer



Continuous rating Input	550W
Blade Length	650 mm (25-1/2")
Strokes Per Minute (SPM)	3,200
Dimensions (L x W x H)	1,042 x 223 x 206 mm (41 x 8-3/4 x 8-1/8")
Net weight	3.8 - 3.9 kg (8.4 - 8.5 lbs.)
Power supply cord	0.3 m (0.98 ft)



Blade Cover, Hook, Belt Hook

## UH4261 Hedge Trimmer

42 cm (16-1/2") 400 W Hedge Trimmer



Continuous rating Input	400W
Blade Length	420 mm (16-1/2")
Strokes Per Minute (SPM)	3,200
Dimensions (L x W x H)	821 x 194 x 194 mm (32-1/4 x 7-5/8 x 7-5/8")
Net weight	2.9 kg (6.5 lbs.)
Power supply cord	0.3 m (0.98 ft)



Blade Cover, Hook, Cord holder complete set

## UH4861 Hedge Trimmer

48 cm (18-7/8") 400 W Hedge Trimmer



Continuous rating Input	400W
Blade Length	480 mm (18-7/8")
Strokes Per Minute (SPM)	3,200
Dimensions (L x W x H)	871 x 194 x 194 mm (34-1/4 x 7-5/8 x 7-5/8")
Net weight	3 kg (6.6 lbs.)
Power supply cord	0.3 m (0.98 ft)



Blade Cover, Hook, Cord holder complete set

## UH5261 Hedge Trimmer

52 cm (20-1/2") 400 W Hedge Trimmer



Continuous rating Input	400W
Blade Length	520 mm (20-1/2")
Strokes Per Minute (SPM)	3,200
Dimensions (L x W x H)	921 x 194 x 194 mm (36-1/4 x 7-5/8 x 7-5/8")
Net weight	3 kg (6.7 lbs.)
Power supply cord	0.3 m (0.98 ft)



Blade Cover, Hook, Cord holder complete set

# Tree care/Hedge care

## DUN500W Cordless Hedge Trimmer 18V

18V LXT BL Brushless Cordless 50 cm (19-3/4") Pole Hedge Trimmer



Blade Length	500 mm (19-3/4")
Max Cutting Capacity	23.5 mm (15/16")
Strokes Per Minute (SPM)	High / Mid / Low: 4,400 / 3,600 / 2,000
Cycles Per Minute (CPM)	High / Mid / Low: 2,200 / 1,800 / 1,000
Continuous Use (min.)	w/ BL1860B High / Mid / Low: 60 / 90 / 190
Dimensions (L x W x H)	2,115 x 97 x 137 mm (83-1/4 x 3-13/16 x 5-3/8")
Net weight	3.9 - 4.3 kg (8.6 - 9.5 lbs.)

**LXT BL XPT**



Sharp edge curved Blade

Blade Cover, Shoulder Harness, Battery, Charger

## DUN600L Cordless Hedge Trimmer 18V

18V LXT BL Brushless Cordless 60 cm (23-5/8") Pole Hedge Trimmer



Blade Length	600 mm (23-5/8")
Max Cutting Capacity	23.5 mm (15/16")
Strokes Per Minute (SPM)	High / Mid / Low: 4,400 / 3,600 / 2,000
Cycles Per Minute (CPM)	High / Mid / Low: 2,200 / 1,800 / 1,000
Continuous Use (min.)	w/ BL1860B High / Mid / Low: 55 / 80 / 180
Dimensions (L x W x H)	2,050 x 230 x 178 mm (80-1/2 x 9 x 7")
Net weight	3.7 - 4.1 kg (8.2 - 9.0 lbs.)

**LXT BL XPT**



Sharp edge curved Blade

Blade Cover, Hex Wrench, Battery, Charger

## DUN501W Cordless Hedge Trimmer 18V

18V LXT BL Brushless Cordless 50 cm (19-3/4") Pole Hedge Trimmer



Blade Length	500 mm (19-3/4")
Max Cutting Capacity	21.5 mm (7/8")
Strokes Per Minute (SPM)	High / Mid / Low: 4,400 / 3,600 / 2,000
Cycles Per Minute (CPM)	High / Mid / Low: 2,200 / 1,800 / 1,000
Continuous Use (min.)	w/ BL1860B High / Mid / Low: 55 / 80 / 170
Dimensions (L x W x H)	2,115 x 97 x 137 mm (83-1/4 x 3-13/16 x 5-3/8")
Net weight	3.9 - 4.2 kg (8.6 - 9.3 lbs.)

**LXT BL XPT**



Blade Cover, Shoulder Harness, Battery, Charger

## DUN601L Cordless Hedge Trimmer 18V

18V LXT BL Brushless Cordless 60 cm (23-5/8") Pole Hedge Trimmer



Blade Length	600 mm (23-5/8")
Max Cutting Capacity	21.5 mm (7/8")
Strokes Per Minute (SPM)	High / Mid / Low: 4,400 / 3,600 / 2,000
Cycles Per Minute (CPM)	High / Mid / Low: 2,200 / 1,800 / 1,000
Continuous Use (min.)	w/ BL1860B High / Mid / Low: 50 / 70 / 160
Dimensions (L x W x H)	2,050 x 230 x 178 mm (80-1/2 x 9 x 7")
Net weight	3.7 - 4.1 kg (8.2 - 9.0 lbs.)

**LXT BL XPT**



Blade Cover, Hex Wrench, Battery, Charger

## DUN461W Cordless Pole Hedge Trimmer 18V

18V LXT Cordless 46 cm Pole Hedge Trimmer



Blade Length	460 mm (18-1/8")
Effective Cutting Length	470 mm 18-1/2"
Max Cutting Capacity	18 mm (11/16")
Strokes Per Minute (SPM)	3,600
Continuous Use (min.)	w/ BL1850B: 122
Dimensions (L x W x H)	1,889 - 2,511 x 87 x 134 mm (74-1/2 - 99 x 3-7/16 x 5-1/4")
Net weight	3.0 - 3.3 kg (6.6 - 7.3 lbs.)

**LXT XPT**

Blade Cover, Chip Receiver (country-specific), Shear Blade (country-specific), Battery, Charger

## UN460WD Cordless Pole Hedge Trimmer 12V max

12Vmax CXT Cordless 46 cm Pole Hedge Trimmer



Blade Length	460 mm (18-1/8")
Effective Cutting Length	470 mm 18-1/2"
Max Cutting Capacity	18 mm (11/16")
Strokes Per Minute (SPM)	3,600
Continuous Use (min.)	w/ BL1041B: 53
Dimensions (L x W x H)	1,889 - 2,511 x 87 x 134 mm (74-1/2 - 99 x 3-7/16 x 5-1/4")
Net weight	2.8 - 3.0 kg (6.2 - 6.6 lbs.)

**CXT XPT**

Blade Cover, Chip Receiver (country-specific), Shear Blade (country-specific), Battery, Charger

## DUP362 Battery Powered Pruning Shears 18V x2

18V X2 (36V) LXT Li-Ion Battery Powered Pruning Shears



Capacity	Max cutting: 33 mm (1-5/16") Max blade opening: 54 mm
Cutting Torque	250 N
Dimensions (L x W x H)	305 x 43 x 106 mm (12 x 1-11/16 x 4-3/16")
Net weight	0.77 - 0.82 kg (1.7 - 1.8 lbs.)

**LXT XPT**

Oil supply (country-specific), Wrench set, Diamond File, Cord Holder, Holster, Harness, Arm Band, Tool Bag, Battery, Charger, Shear Blade

## DUP361 Battery Powered Pruning Shears 18V x2

18V X2 (36V) LXT Li-Ion Battery Powered Pruning Shears



Capacity	Max cutting: 33 mm Max blade opening: 54 mm
Dimensions (L x W x H)	305 x 43 x 106 mm (12 x 1-11/16 x 4-3/16")
Net weight	0.8 kg (1.8 lbs.)

**LXT XPT**

Oil supply (country-specific), Wrench set, Diamond File, Cord Holder, Holster, Harness, Arm Band, Tool Bag, Battery, Charger, Shear Blade

# Tree care/Hedge care

## DUS158 Cordless Garden Sprayer 18V

### 18V LXT Li-Ion Cordless 15 L Garden Sprayer



Max Pressure	0.5 Mpa
Chemical tank	15 L
Hose Length	1.7 m
Dimensions (L x W x H)	325 x 237 x 517 mm
Net weight	4.6 kg

LXT WG

Upright Double-Headed Nozzle, Wide-Angle Herbicide Nozzle, Shoulder Harness, Holder, Measure cup, Battery, Charger

## DUS108 Cordless Garden Sprayer 18V

### 18V LXT Li-Ion Cordless 10 L Garden Sprayer



Max Pressure	0.5 Mpa
Chemical tank	10 L
Hose Length	1.7 m
Dimensions (L x W x H)	325 x 237 x 439 mm
Net weight	4.6 kg

LXT WG

Upright Double-Headed Nozzle, Wide-Angle Herbicide Nozzle, Shoulder Harness, Holder, Measure cup, Battery, Charger

## DUS054 Cordless Garden Sprayer 18V

### 18V LXT Li-Ion Cordless 5 L Garden Sprayer



Max Pressure	0.3 Mpa (3 kgf/cm <sup>2</sup> )
Chemical tank	5 L
Hose Length	1.7 m
Spray Wand Length	0.5 - 0.7 m
Nozzle Mounting Thread	G 1/4
Dimensions (L x W x H)	343 x 182 x 368 mm (13-1/2 x 7-1/8 x 14-1/2")
Net weight	3.2 - 3.5 kg (7.1 - 7.7 lbs.)

LXT XPT

H-Shaped Double Head Nozzle, Spray Wand, Spray Wand Holder, Shoulder Belt, Battery, Charger

## US053D Cordless Garden Sprayer 12V max

### 12Vmax CXT Li-Ion Cordless 5 L Garden Sprayer



Max Pressure	0.3 Mpa (3 kgf/cm <sup>2</sup> )
Chemical tank	5 L
Hose Length	1.7 m
Spray Wand Length	0.5 - 0.7 m
Nozzle Mounting Thread	G 1/4
Dimensions (L x W x H)	343 x 182 x 343 mm (13-1/2 x 7-1/8 x 13-1/2")
Net weight	2.9 - 3.0 kg (6.4 - 6.6 lbs.)

CXT XPT

H-Shaped Double Head Nozzle, Spray Wand, Spray Wand Holder, Shoulder Belt, Battery, Charger



# PRODUCTS

## Transportation



-  Variable Speed
-  Reversing
-  Electronic 2-Speed
-  Constant Speed
-  Soft Start
-  Built-in Job Light

# Transportation

**DCU180**

Battery Powered Wheelbarrow

18V

18V LXT BL Brushless Battery Powered Wheelbarrow, 130 Kg (290 Lbs.) Capacity



Max Run Time (min)	w/ BL1860B x2: 120
Max Load Capacity	130 kg (290 lbs.)
Traveling Speed	Forward, High / Low: 0 - 3.5 / 0 - 1.5 km/h Reverse: 0 - 1 km/h
Max Climbing Capacity	12°
Dimensions (L x W x H)	When carrier is installed / During operation: 1,315 x 1,060 x 900 mm (51-3/4 x 41-3/4 x 35-1/2")
Net weight	39.3 - 44.8 kg (86.5 - 98.7 lbs.)

**LXT BL XPT**



Lock Key, Support Legs, Wrenches



# PRODUCTS

## Measuring/Leveling



Carrying Case

# Measuring/Leveling

## SK700GD Rechargeable Green Multi Line Laser 12V max

12V max CXT Li-Ion Rechargeable Green Multi Line Laser



Leveling accuracy	2 mm / 10 m
Self-leveling range	4
Laser type	Laser class 2: 510 - 530 nm
Operating Temperature	-10 - 50°C
Protection class	IP54
Dimensions (L x W x H)	w/ BL1016/BL1021B: 149 x 104 x 153 mm (5-7/8 x 4-1/8 x 6")
Net weight	0.99 - 1.2 kg (2.2 - 2.7 lbs.)

**CXT XPT**



Target Plate, Adapter, Soft Bag

## SK700D Rechargeable Red Multi Line Laser 12V max

12V max CXT Li-Ion Rechargeable Red Multi Line Laser



Leveling accuracy	2 mm / 10 m
Self-leveling range	4
Laser type	Laser class 2: 630 - 645 nm
Operating Temperature	-10 - 50°C
Protection class	IP54
Dimensions (L x W x H)	w/ BL1016/BL1021B: 149 x 104 x 153 mm (5-7/8 x 4-1/8 x 6")
Net weight	0.99 - 1.2 kg (2.2 - 2.7 lbs.)

**CXT XPT**



Target Plate, Adapter, Soft Bag

## SK312GD Rechargeable Green Multi Line Laser 12V max

12V max CXT Li-Ion Rechargeable Green Multi Line Laser



Leveling accuracy	1 mm / 10 m
Self-leveling range	2
Laser fan angle	Horizontal: 110° / Vertical: 130°
Number of laser lines	3
Laser type	Laser class 2: 515 nm
Operating Temperature	-10 - 40°C
Tripod thread	5/8"
Protection class	IP54
Operating Time (Approx. Hours)	10 - 28
Dimensions (L x W x H)	w/ BL1016/BL1021B: 122 x 110 x 225 mm
Net weight	1.5 - 1.6 kg (3.3 - 3.5 lbs.)

Dimensions (with carry handle in retracted position)

**CXT XPT**

Laser Viewing Glass, Shoulder Strap, Storage Case

## SK209GD Rechargeable Green Multi Line Laser 12V max

12V max CXT Li-Ion Rechargeable Green Multi Line Laser



Leveling accuracy	1 mm / 10 m
Self-leveling range	2
Laser fan angle	Horizontal: 110° / Vertical: 130°
Number of laser lines	3
Laser type	Laser class 2: 515 nm
Operating Temperature	-10 - 40°C
Tripod thread	5/8"
Protection class	IP54
Operating Time (Approx. Hours)	15 - 40
Dimensions (L x W x H)	w/ BL1016/BL1021B: 122 x 110 x 225 mm
Net weight	1.5 - 1.6 kg (3.3 - 3.5 lbs.)

Dimensions (with carry handle in retracted position)

**CXT XPT**

Laser Viewing Glass, Shoulder Strap, Storage Case

## SK40GD Rechargeable Green Multi Line Laser 12V max

12V max CXT Li-Ion Rechargeable Green Multi Line Laser



Leveling accuracy	1 mm / 10 m
Self-leveling range	4
Laser type	Laser class 2: 515 nm
Operating Temperature	-10 - 40°C
Protection class	IP54
Net weight	1.4 - 1.6 kg (3.1 - 3.5 lbs.)

Dimensions (with carry handle in retracted position)

**CXT XPT**



Laser detector, Laser Receiver Vise, Laser Viewing Glass, Shoulder Strap, Storage Case, Battery, Charger

## SK20GD Rechargeable Green Multi Line Laser 12V max

12V max CXT Li-Ion Rechargeable Green Multi Line Laser



Leveling accuracy	1 mm / 10 m
Self-leveling range	4
Laser type	Laser class 2: 515 nm
Operating Temperature	-10 - 40°C
Protection class	IP54
Net weight	1.4 - 1.6 kg (3.1 - 3.5 lbs.)

Dimensions (with carry handle in retracted position)

**CXT XPT**

Laser detector, Laser Receiver Vise, Laser Viewing Glass, Shoulder Strap, Storage Case, Battery, Charger

## SK10GD Rechargeable Green Multi Line Laser 12V max

12V max CXT Li-Ion Rechargeable Green Multi Line Laser



Leveling accuracy	1 mm / 10 m
Self-leveling range	4
Laser type	Laser class 2: 515 nm
Operating Temperature	-10 - 40°C
Protection class	IP54
Net weight	1.4 - 1.6 kg (3.1 - 3.5 lbs.)

Dimensions (with carry handle in retracted position)

**CXT XPT**

Laser detector, Laser Receiver Vise, Laser Viewing Glass, Shoulder Strap, Storage Case, Battery, Charger

## SK106GD Rechargeable Green 4-point Cross Line Laser 12V max

12Vmax CXT Li-Ion Rechargeable Green 4-Point Cross Line Laser



Measuring range	Up to: 35 m
Measuring range w/ detector	Up to: 80 m
Leveling accuracy	3 mm / 10 m
Self-leveling range	4
Laser fan angle	Horizontal: 180° / Vertical: 170°
Number of laser points	4
Number of laser lines	2
Laser type	Laser class 2: 525 nm
Operating Temperature	-10 - 50°C
Operating Time (Approx. Hours)	7 - 20
Dimensions (L x W x H)	w/ BL1016/BL1021B : 138 x 64 x 102 mm (5-7/16 x 2-1/2 x 4")
Net weight	0.69 - 0.85 kg (1.5 - 1.9 lbs.)

**CXT XPT**

Soft Bag, Adapter, Target Plate

# Measuring/Leveling

## SK106D Rechargeable Red 4-point Cross Line Laser 12V max

### 12Vmax CXT Li-Ion Rechargeable Red 4-Point Cross Line Laser



Measuring range	Up to: 25 m
Measuring range w/ detector	Up to: 80 m
Leveling accuracy	3 mm / 10 m
Self-leveling range	4
Laser fan angle	Horizontal: 180° / Vertical: 170°
Number of laser points	4
Number of laser lines	2
Laser type	Laser class 2: 635 nm
Operating Temperature	-10 - 50°C
Operating Time (Approx. Hours)	15 - 40
Dimensions (L x W x H)	w/ BL1016/BL1021B : 138 x 64 x 102 mm (5-7/16 x 2-1/2 x 4")
Net weight	0.69 - 0.85 kg (1.5 - 1.9 lbs.)

**CXT XPT**

Soft Bag, Adapter, Target Plate

## SK105GD Rechargeable Green Cross Line Laser 12V max

### 12Vmax CXT Li-Ion Rechargeable Green Cross Line Laser



Measuring range	Up to: 35 m
Measuring range w/ detector	Up to: 80 m
Leveling accuracy	3 mm / 10 m
Self-leveling range	4
Laser fan angle	Horizontal: 180° / Vertical: 160°
Number of laser lines	2
Laser type	Laser class 2: 525 nm
Operating Temperature	-10 - 50°C
Operating Time (Approx. Hours)	7 - 20
Dimensions (L x W x H)	w/ BL1016/BL1021B : 138 x 64 x 102 mm (5-7/16 x 2-1/2 x 4")
Net weight	0.67 - 0.84 kg (1.5 - 1.9 lbs.)

**CXT XPT**

Soft Bag, Adapter, Target Plate

## SK105D Rechargeable Red Cross Line Laser 12V max

### 12Vmax CXT Li-Ion Rechargeable Red Cross Line Laser



Measuring range	Up to: 25 m
Measuring range w/ detector	Up to: 80 m
Leveling accuracy	3 mm / 10 m
Self-leveling range	4
Laser fan angle	Horizontal: 180° / Vertical: 160°
Number of laser lines	2
Laser type	Laser class 2: 635 nm
Operating Temperature	-10 - 50°C
Operating Time (Approx. Hours)	15 - 40
Dimensions (L x W x H)	w/ BL1016/BL1021B : 138 x 64 x 102 mm (5-7/16 x 2-1/2 x 4")
Net weight	0.67 - 0.84 kg (1.5 - 1.9 lbs.)

**CXT XPT**

Soft Bag, Adapter, Target Plate

## SKR200Z Laser Level

### Automatic Self-Leveling Laser Level


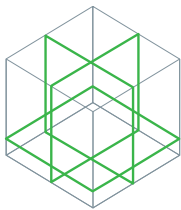
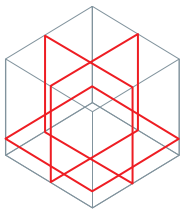
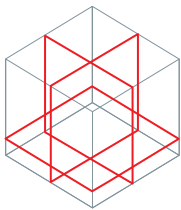

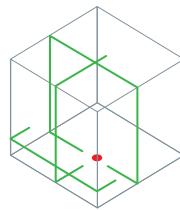
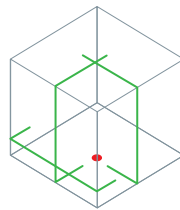
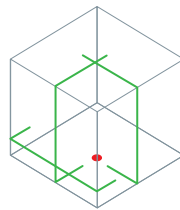

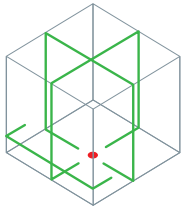
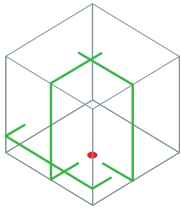
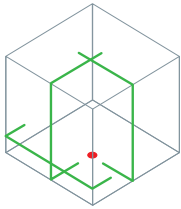
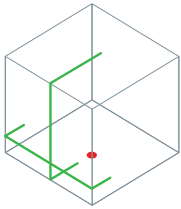
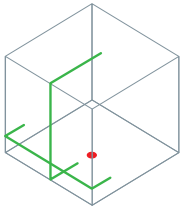

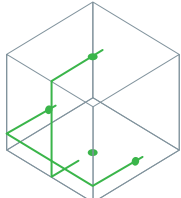
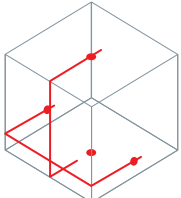
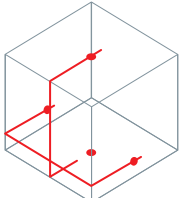

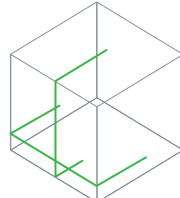
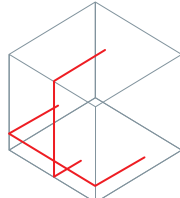
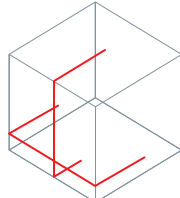


Operating range	Rotating beam (diameter): 200 m
	Plumb beam (up to): 30 m
Rotation Speed (rpm)	0, 300, 450, 600
Leveling accuracy	1 mm / 10 m
Leveling range	6°
Operating Time (Approx. Hours)	60
Power supply	Cell battery: 2 pcs
Net weight	1.6 kg (3.5 lbs.)



Remote controller, Wall Mount Bracket, Receiver

## Laser line



# Measuring/Leveling

## LD030P Laser Distance Measure

### 30 m Laser Distance Measure



Measuring range	0.2 - 30 m
Operating Temperature	0 - 40°C
Storage Temperature	-25 - 70°C
Typical measuring tolerance	2.0 mm / 10 m
Max measuring tolerance	3.0 mm / 10 m
Diameter of laser point	6 mm / 10 m
Laser type	Laser class 2: 635 nm
Dimensions (H x D x W)	117 x 53 x 25 mm (4.5 x 2.14 x 1")
Net weight	0.1 kg (0.22 lbs.)

AAA Alkaline Dry Battery 1.5V x2, Pouch

## LD050P Laser Distance Measure

### 50 m Laser Distance Measure



Measuring range	0.05 - 50 m
Power supply	Cell battery: AAA 1.5V x 2 pcs
Net weight	0.1 kg (0.22 lbs.)

AAA Alkaline Dry Battery 1.5V x2, Carrying strap, Target Plate

## LD080P Laser Distance Measure

### 80 m Laser Distance Measure



Measuring range	0.05 - 80 m
Power supply	Cell battery: AAA 1.5V x 2 pcs
Net weight	0.14 kg (0.31 lbs.)

AAA Alkaline Dry Battery 1.5V x2, Carrying strap, Target Plate

## LD080PI Laser Distance Measure

### 80 m Laser Distance Measure, Inclination Sensor



Measuring range	0.05 - 80 m
Power supply	Cell battery: AAA 1.5V x 2 pcs
Net weight	0.14 kg (0.31 lbs.)




AAA Alkaline Dry Battery 1.5V x2, Carrying strap, Target Plate



# PRODUCTS

## Lights



-  Double Insulation
-  Soft Start
-  Carrying Case

# Distance\*

Long-distance irradiation

**640m**

Spot mode

**4.5m**  
Front  
(side: 5.3m)

**6m**  
Front  
(side: 6m)

**10m**  
Front  
(side: 10m)

**2.3m**  
Front  
(side: 2.6m)

**2.8m**  
Front  
(side: 3m)

**2.8m**  
Flood mode  
(side: 3m)

**6.5m**  
Front  
(side: 6.5m)

DML805

ML003G

DML812

DML813 / DML814

DML811

DML810

DML809

\*measured in accordance with ANSI

# Luminous flux



18V

DML805

750 lm



18V 40V max

ML003G

1,100 lm



18V

DML812

1,250 lm  
Spot+Flood mode



18V

DML813  
DML814

3,000 lm



18V

DML811



18V

DML810

5,500 lm








18V






DML809





10,000 lm

# Lights








## Product Comparison List







	Cordless Worklight		Cordless Area Worklight	Cordless LED Worklight	Cordless Worklight
	<b>DML813</b> <span style="background-color: #0070C0; color: white; padding: 2px;">18V</span> 	<b>DML814</b> <span style="background-color: #0070C0; color: white; padding: 2px;">18V</span> 	<b>DML810</b> <span style="background-color: #0070C0; color: white; padding: 2px;">18V</span> 	<b>ML003G</b> <span style="background-color: #0070C0; color: white; padding: 2px;">40Vmax</span> <span style="background-color: #0070C0; color: white; padding: 2px;">18V</span> 	<b>DML809</b> <span style="background-color: #0070C0; color: white; padding: 2px;">18V</span> 
<b>Run time (approx)</b>	w/ BL1850(B) Low / Mid / High: 10 / 5.5 / 3	w/ BL1850(B) Low / Mid / High: 10 / 5.5 / 3	w/ BL1850(B) x2 Low / Mid / High: 15 / 7 / 3.5	w/ BL4040 Low / High: 10 / 22	w/ BL1850(B) x2 Low / Mid / High: 7.5 / 3.5 / 1.4
<b>Illuminance</b>	at 1m from the light source High / Mid / Low: 1,250 / 750 / 400 lx	at 1m from the light source High / Mid / Low: 1,250 / 750 / 400 lx	at 1m from the light source High / Mid / Low: 550 / 300 / 150 lx	at 1m from the light source High / Low: 500 / 200 lx	at 1m from the light source High / Mid / Low: 3,800 / 1,500 / 800 lx
<b>Luminous Flux</b>	High / Mid / Low: 3,000 / 1,700 / 900 lm	High / Mid / Low: 3,000 / 1,700 / 900 lm	High / Mid / Low: 5,500 / 3,000 / 1,500 lm	High / Low: 1,100 / 450 lm	High / Mid / Low: 10,000 / 4,000 / 2,000 lm
<b>Dimensions (L x W x H)</b>	Operating Position (Max Height): 573 x 658 x 1,250 - 2,240 mm (22-1/2 x 26 x 49-1/4 - 88")	Operating Position (Max Height): 573 x 658 x 1,250 - 2,240 mm (22-1/2 x 26 x 49-1/4 - 88")	420 x 420 x 787 mm (16-1/2 x 16-1/2 x 31")	w/ Handle in Retracted Position: 249 x 298 x 280 mm (9-3/4 x 11-3/4 x 11")	w/ Handle in Upright Position: 249 x 370 x 370 mm (9-3/4 x 14-1/2 x 14-1/2")
<b>Net weight</b>	7.2 - 7.9 kg (15.9 - 17.4 lbs.)	7.4 - 8.1 kg (16.3 - 17.9 lbs.)	13.9 - 15.3 kg (30.6 - 33.7 lbs.)	3.7 - 4.7 kg (8.2 - 10.4 lbs.)	5.7 - 7.0 kg (12.6 - 15.4 lbs.)





	Cordless Worklight	Corded and Cordless LED Worklight	Cordless Flashlight	LED Flashlight	
	<b>DML811</b> <span style="background-color: #0070C0; color: white; padding: 2px;">18V</span> 	<b>DML805</b> <span style="background-color: #0070C0; color: white; padding: 2px;">18V</span> 	<b>ML007G</b> <span style="background-color: #0070C0; color: white; padding: 2px;">40Vmax</span> 	<b>DML812</b> <span style="background-color: #0070C0; color: white; padding: 2px;">18V</span> 	<b>ML001G</b> <span style="background-color: #0070C0; color: white; padding: 2px;">40Vmax</span> 
<b>Run time (approx)</b>	w/ BL1860(B) Low / Mid / High: 13 / 7 / 3 h	w/ BL1850(B) Low / High: 17 / 8.5 h	w/ BL4050F Spot / Flood / Spot-Flood / Strobe: 14 / 13 / 9.0 / 13 h	w/ BL1850B Spot / Flood / Spot-Flood / Strobe: 8.5 / 6.5 / 5.0 / 7.0 h	w/ BL4040: 55 h
<b>Illuminance</b>	at 1m from the light source High / Mid / Low: 1,800 / 800 / 350 lx	at 1m from the light source High / Low: 300 / 200 lx	TBA	at 0.5m from the light source Spot / Flood: 71,000 / 520 lx	at 1m from the light source: 3,000 lx
<b>Luminous Flux</b>	High / Mid / Low: 3,000 / 1,500 / 750 lm	High / Low: 750 / 450 lm	Spot / Flood / Spot-Flood: 600 / 1,000 / 1,250 lm	Spot / Flood / Spot-Flood: 600 / 1,000 / 1,250 lm	160 lm
<b>Dimensions (L x W x H)</b>	w/ Handle in Upright Position: 249 x 302 x 361 mm (9-3/4 x 11-7/8 x 14-1/4")	214x261x328 mm (8-3/8"x10-1/4"x12-7/8")	w/ BL4025: 330 x 120 x 118 mm (13 x 4-3/4 x 4-5/8")	w/ BL1860B: 313 x 119 x 115 mm (12-3/8 x 4-11/16 x 4-1/2")	w/ BL4040: 287 x 88 x 136 mm (11-1/4 x 3-1/2 x 5-3/8")
<b>Net weight</b>	4.1 - 4.8 kg (9.0 - 10.5 lbs.)	2.3 - 2.7 kg (5.1 - 5.9 lbs)	1.7 - 2.3 kg (3.8 - 5.1 lbs.)	1.2 - 1.6 kg (2.6 - 3.4 lbs.)	0.28 - 1.3 kg (0.62 - 2.9 lbs.)

	LED Flashlight	Rechargeable Flashlight	Cordless Flashlight	
	<b>DML802</b> <span style="background-color: #0070C0; color: white; padding: 2px;">18V</span> 	<b>DML815</b> <span style="background-color: #0070C0; color: white; padding: 2px;">18V</span> 	<b>DML185</b> <span style="background-color: #0070C0; color: white; padding: 2px;">18V</span> 	<b>ML106</b> <span style="background-color: #0070C0; color: white; padding: 2px;">12Vmax</span> 
<b>Run time (approx)</b>	w/ BL1850B: 23 h	w/ BL1850B: 45 h	w/ BL1850B: 7 h	w/ BL1041B: 12 h
<b>Illuminance</b>	at 1m from the light source: 4,000 lx	at 1m from the light source: 3,000 lx	at 1m from the light source: 4,500 lx	at 1m from the light source: 170 - 4,500 lx
<b>Luminous Flux</b>	180 lm	160 lm	180 lm	190 lm
<b>Dimensions (L x W x H)</b>	w/ BL1830B / BL1840B / BL1850B / BL1860B: 272 x 79 x 116 mm (10-3/4 x 3-1/8 x 4-9/16")	w/ BL1830B / BL1840B / BL1850B / BL1860B: 272 x 79 x 116 mm (10-3/4 x 3-1/8 x 4-9/16")	284 mm (11-1/8")	w/ BL1041B: 290 x 66 x 93 mm (11-3/8 x 2-5/8 x 3-5/8")
<b>Net weight</b>	0.64 - 1.0 kg (1.4 - 2.2 lbs)	0.26 - 0.93 kg (0.57 - 2.05 lbs.)	0.71 - 1.03 kg (1.6 - 2.3 lbs)	0.61 - 0.78 kg (1.3 - 1.7 lbs)

## Product Comparison List

	LED Flashlight	Rechargeable Flashlight	Cordless LED Worklight		
	<b>ML105</b> <span style="background-color: #00AEEF; color: white; padding: 2px;">12Vmax</span> 	<b>ML187</b> <span style="background-color: #00AEEF; color: white; padding: 2px;">18V</span> <span style="background-color: #00AEEF; color: white; padding: 2px;">14.4V</span> 	<b>ML002G</b> <span style="background-color: #00AEEF; color: white; padding: 2px;">40Vmax</span> <span style="background-color: #00AEEF; color: white; padding: 2px;">USB</span>  	<b>DML807</b> <span style="background-color: #00AEEF; color: white; padding: 2px;">18V</span> <span style="background-color: #00AEEF; color: white; padding: 2px;">USB</span>  	<b>DML806</b> <span style="background-color: #00AEEF; color: white; padding: 2px;">18V</span> 
<b>Run time (approx)</b>	w/ BL1041B: 14 h	w/ BL1811G: 15 h	w/ BL4040 Main(Full) / Sub (on top): 16 / 51 h	w/ BL1850B Main(Full) / Sub (on top): 23 / 36 h	w/ BL1850B Main(Full) / Sub (on top): 21 / 59 h
<b>Illuminance</b>	at 1m from the light source: 5,500 lx	-	at 1m from the light source Main(Full) / Sub (on top): 340 / 1,900 lx	at 0.5m from the light source Main(Full) / Sub (on top): 340 / 1,900 lx	at 0.5m from the light source Main(Full) / Sub (on top): 310 / 2,100 lx
<b>Luminous Flux</b>	190 lm	-	Main(Full) / Sub (on top): 710 / 130 lm	Main(Full) / Sub (on top): 710 lm / 130 lm	Main(Full) / Sub (on top): 620 / 90 lm
<b>Dimensions (L x W x H)</b>	w/ BL1041B: 268 x 66 x 93 mm (10-1/2 x 2-5/8 x 3-5/8")	313 x 84 x 118 mm (12-3/8 x 3-5/16 x 4-5/8")	w/ BL4040, w/ Hook Retracted: 376 x 86 x 141 mm (14-3/4 x 3-3/8 x 5-9/16")	414 x 79 x 155 mm (16-1/4 x 3-1/8 x 6-1/8")	365 x 78 x 119 mm (14-3/8 x 3-1/16 x 4-11/16")
<b>Net weight</b>	0.53 - 0.70 kg (1.2 - 1.5 lbs)	0.66 - 0.73 kg (1.5 - 1.6 lbs.)	1.2 - 1.5 kg (2.7 - 3.3 lbs.)	0.72 - 1.1 kg (1.6 - 2.4 lbs)	0.69 - 1.1 kg (1.5 - 2.4 lbs)







	Cordless LED Worklight	Cordless Flashlight	LED Worklight	Rechargeable Flashlight	
	<b>ML104</b> <span style="background-color: #00AEEF; color: white; padding: 2px;">12Vmax</span> <span style="background-color: #00AEEF; color: white; padding: 2px;">USB</span>  	<b>ML006G</b> <span style="background-color: #00AEEF; color: white; padding: 2px;">40Vmax</span> <span style="background-color: #00AEEF; color: white; padding: 2px;">new</span> 	<b>DML816</b> <span style="background-color: #00AEEF; color: white; padding: 2px;">18V</span> <span style="background-color: #00AEEF; color: white; padding: 2px;">new</span> 	<b>DML801</b> <span style="background-color: #00AEEF; color: white; padding: 2px;">18V</span> 	<b>DML800</b> <span style="background-color: #00AEEF; color: white; padding: 2px;">18V</span> 
<b>Run time (approx)</b>	w/ BL1041B Main(Full) / Sub (on top): 17 / 19 h	w/ BL4040 Low / Mid / High: 82 / 40 / 20 h	w/ BL1860B Low / Mid / High: 75 / 34 / 17 h	w/ BL1830B Full / Half: 9 / 22 h	w/ BL1830B: 20 h
<b>Illuminance</b>	at 0.5m from the light source Main(Full) / Sub (on top): 340 / 1,900 lx	at 0.5m from the light source High / Mid / Low: 800 / 400 / 180 lx	at 0.5m from the light source High / Mid / Low: 800 / 400 / 180 lx	at 0.5m from the light source Full / Half: 400 / 200 lx	at 0.5m from the light source: 2,000 lx
<b>Luminous Flux</b>	Main(Full) / Sub (on top): 710 / 130 lm	High / Mid / Low: 500 / 250 / 100 lm	High / Mid / Low: 500 / 250 / 100 lm	Full / Half: 240 / 120 lm	100 lm
<b>Dimensions (L x W x H)</b>	414 x 66 x 132 mm (16-1/4 x 2-5/8 x 5-3/16")	w/ BL4040: 408 x 85 x 148 mm (16 x 3-3/8 x 5-7/8")	w/ BL1860B: 400 x 79 x 127 mm (15-3/4 x 3-1/8 x 5")	380 x 79 x 116 mm (15 x 9-11/16 x 4-9/16")	151 x 76 x 88 mm (5-15/16 x 3 x 3-1/2")
<b>Net weight</b>	0.61 - 0.78 kg (1.4 - 1.7 lbs)	1.1 - 1.7 kg (2.4 - 3.8 lbs.)	0.70 - 1.1 kg (1.5 - 2.4 lbs.)	0.61 - 0.98 kg (1.4 - 2.2 lbs)	0.53 - 0.91 kg (1.2 - 2.0 lbs)

	LED Flashlight	Cordless LED Worklight	Rechargeable LED Lantern	
	<b>DML803</b> <span style="background-color: #00AEEF; color: white; padding: 2px;">18V</span> 	<b>DML186</b> <span style="background-color: #00AEEF; color: white; padding: 2px;">18V</span> 	<b>ML103</b> <span style="background-color: #00AEEF; color: white; padding: 2px;">12Vmax</span> 	<b>ML102</b> <span style="background-color: #00AEEF; color: white; padding: 2px;">10.8V</span> <span style="background-color: #00AEEF; color: white; padding: 2px;">7.2V</span> 
<b>Run time (approx)</b>	w/ BL1830B Low / High: 24 / 16 h	w/ BL1830B: 50 h	w/ BL1041B: 28 h	w/ BL1013: 8 h
<b>Illuminance</b>	at 0.5m from the light source High / Low: 270 / 180 lx	at 1m from the light source: 500 lx	at 0.5m from the light source: 240 lx	-
<b>Luminous Flux</b>	High / Low: 170 / 120 lm	-	100 lm	-
<b>Dimensions (L x W x H)</b>	133 x 81 x 72 mm (5-1/4 x 3-3/16 x 2-13/16")	151 x 81 x 61 mm (5-7/8 x 3-3/16 x 2-3/8")	w/ BL1041B: 87 x 64 x 73 mm (3-7/16 x 2-1/2 x 2-7/8")	65 x 65 x 180 mm (2-9/16 x 2-9/16 x 7-1/8")
<b>Net weight</b>	0.56 - 0.92 kg (1.2 - 2.1 lbs)	0.51 - 0.83 kg (1.1 - 1.8 lbs)	0.27 - 0.43 kg (0.6 - 1.0 lbs)	0.32 - 0.38 kg (0.7 - 0.9 lbs.)






# PRODUCTS






## Comfort/Lifestyle







-  Electronic 2-Speed
-  Electronic 3-Speed
-  Electronic 4-Speed
-  Constant Speed
-  Built-in Job Light
-  Carrying Case

Product Comparison List

	Job Site Radio				
	 <p><b>MR007G</b> 40Vmax 18V 12Vmax</p> <p><i>new</i></p>	 <p><b>MR006G</b> 40Vmax 18V 12Vmax</p> <p><i>new</i></p>	 <p><b>MR004G</b> 40Vmax 18V 12Vmax</p>	 <p><b>MR003G</b> 40Vmax 18V 12Vmax</p>	 <p><b>MR002G</b> 40Vmax 18V 12Vmax</p>
<b>Run time (approx)</b>	w/ BL4040: 19 h	w/ BL4040: 19 h	w/ BL4040: 30 h	w/ BL4040: 34 h	w/ BL4040: 27.5 h
<b>Frequency Band</b>	FM / DAB / DAB+: 87.5 - 108 MHz / 174.928 - 239.200 MHz / 174.928 - 239.200 MHz	FM / AM: 87.5 - 108 MHz / 522 - 1,710 kHz	FM / DAB / DAB+: 87.5 - 108 MHz / 174.928 - 239.200 MHz / 174.928 - 239.200 MHz	FM / DAB / DAB+: 87.5 - 108 MHz / 174.928 - 239.200 MHz / 174.928 - 239.200 MHz	FM / AM: 87.5 - 108 MHz / 522 - 1,710 kHz
<b>Speaker Size</b>	Sides: Ø63.5 mm x2 / Bottom: Ø101.6 mm	Sides: Ø63.5 mm x2 / Bottom: Ø101.6 mm	Dia. 89 mm x2	Dia. 89 mm x2	Dia. 89 mm x2
<b>Bluetooth</b>	●	●	●	-	●
<b>DAB/DAB+</b>	●	-	●	●	-
<b>Dimensions (L x W x H)*</b>	285 x 172 x 441 mm (11-1/4 x 6-3/4 x 17-3/8")	285 x 172 x 441 mm (11-1/4 x 6-3/4 x 17-3/8")	280 x 171 x 434 mm (11 x 6-3/4 x 17-1/8")	280 x 171 x 434 mm (11 x 6-3/4 x 17-1/8")	280 x 171 x 434 mm (11 x 6-3/4 x 17-1/8")
<b>Net weight</b>	5.5 - 6.3 kg (12.1 - 13.9 lbs.)	5.6 - 6.4 kg (12.3 - 14.1 lbs.)	4.6 - 5.4 kg (10.1 - 11.9 lbs.)	4.6 - 5.4 kg (10.1 - 11.9 lbs.)	4.5 - 5.3 kg (9.9 - 11.7 lbs.)




	Job Site Radio	Job Site Charger Radio		Job Site Radio	
	 <p><b>MR001G</b> 40Vmax 18V 12Vmax</p>	 <p><b>DMR301</b> 18V 12Vmax</p>	 <p><b>DMR300</b> 18V 12Vmax</p>	 <p><b>DMR115</b> 18V 12Vmax</p>	 <p><b>DMR114</b> 18V 12Vmax</p>
<b>Run time (approx)</b>	w/ BL4040: 30 h	w/ BL1850B: 20.5 h	w/ BL1850B: 20.5 h	w/ BL1850B: 16 h	w/ BL1850B: 17 h
<b>Frequency Band</b>	FM / AM: 87.5 - 108 MHz / 522 - 1,710 kHz	FM / DAB / DAB+: 87.5 - 108 MHz / 174.928 - 239.200 MHz / 174.928 - 239.200 MHz	FM / AM: 87.5 - 108 MHz / 522 - 1,710 kHz	FM / DAB / DAB+: 87.5 - 108 MHz / 174.928 - 239.200 MHz / 174.928 - 239.200 MHz	FM / AM: 87.5 - 108 MHz / 522 - 1,710 kHz
<b>Speaker Size</b>	Dia. 89 mm x2	Dia. 89 mm x2	Dia. 89 mm x2	Sides: Dia. 63.5 mm x2 / Bottom: Dia. 101.6 mm	Sides: Dia. 63.5 mm x2 / Bottom: Dia. 101.6 mm
<b>Bluetooth</b>	-	●	●	●	●
<b>DAB/DAB+</b>	-	●	-	●	-
<b>Dimensions (L x W x H)*</b>	280 x 171 x 434 mm (11 x 6-3/4 x 17-1/8")	268x185x427 mm (10-1/2x7-1/4x16-3/4")	268x185x427 mm (10-1/2x7-1/4x16-3/4")	268 x 164 x 437 mm (10-1/2 x 6-1/2 x 17-1/4")	268 x 164 x 437 mm (10-1/2 x 6-1/2 x 17-1/4")
<b>Net weight</b>	4.5 - 5.3 kg (9.9 - 11.7 lbs.)	6.1 - 6.6 kg (13.5 - 14.6 lbs.)	6.1 - 6.6 kg (13.5 - 14.6 lbs.)	5.0 - 5.5 kg (11.1 - 12.1 lbs.)	5.1 - 5.6 kg (11.3 - 12.3 lbs.)

	Job Site Radio			
	 <p><b>DMR112</b> 18V 12Vmax 10.8V / 7.2V</p>	 <p><b>DMR110N</b> 18V 12Vmax 10.8V</p> <p><i>new</i></p>	 <p><b>DMR108N</b> 18V 12Vmax 10.8V</p> <p><i>new</i></p>	 <p><b>DMR116</b> 18V 18V</p> <p><i>new</i></p>
<b>Run time (approx)</b>	w/ BL1850B: 26 h	w/ BL1850B: 26 h	w/ BL1850B: 28 h	w/ BL1850(B): 31 h
<b>Frequency Band</b>	FM / DAB / DAB+: 87.5 - 108 MHz / 174.928 - 239.200 MHz / 174.928 - 239.200 MHz	FM / DAB / DAB+: 87.5 - 108 MHz / 174.928 - 239.200 MHz / 174.928 - 239.200 MHz	FM / AM: 87.5 - 108 MHz / 522 - 1,710 kHz	FM / AM: 87.5 - 108 MHz / 522 - 1,710 kHz
<b>Speaker Size</b>	Dia. 89 mm x2	Dia. 76 mm x2	Dia. 89 mm x2	Dia. 76 mm x2
<b>Bluetooth</b>	●	-	●	-
<b>DAB/DAB+</b>	●	●	-	-
<b>Dimensions (L x W x H)*</b>	262 x 163 x 431 mm (10-3/8 x 6-3/8 x 17")	257 x 163 x 431 mm (10-1/8 x 6-3/8 x 17")	262 x 163 x 431 mm (10-3/8 x 6-3/8 x 17")	257 x 163 x 431 mm (10-1/8 x 6-3/8 x 17")
<b>Net weight</b>	4.3 - 4.9 kg (9.5 - 10.9 lbs.)	4.1 - 4.6 kg (9 - 10.2 lbs.)	4.4 - 4.9 kg (9.7 - 10.8 lbs.)	4.4 - 4.7 kg (9.7 - 10.4 lbs.)





\*with Handle in Upright Position

# Comfort/Lifestyle

## Product Comparison List






	Job Site Radio	Rechargeable Battery Cordless Radio	Flashlight Radio
	<b>MR052</b> <span style="background-color: #0070C0; color: white; padding: 2px;">12Vmax</span> 	<b>MR051</b> <span style="background-color: #0070C0; color: white; padding: 2px;">10.8V</span> 	<b>DMR050</b> <span style="background-color: #0070C0; color: white; padding: 2px;">18V</span> 
<b>Run time (approx)</b>	w/ BL1041B: 30 h	w/ BL1014: 2.5 h	w/ BL1830B Radio/ Light: 25 / 8.5 h
<b>Frequency Band</b>	FM / AM: 87.5 - 108 MHz / 522 - 1,710 kHz	FM / AM: 87.5 - 108 MHz / 522 - 1,620 kHz	FM / AM: 522 - 1,629 MHz / 87.5 - 108 kHz
<b>Speaker Size</b>	-	-	-
<b>Bluetooth</b>	-	-	-
<b>DAB/DAB+</b>	-	-	-
<b>Dimensions (L x W x H)</b>	w/ BL1016/BL1021B: 169 x 73 x 74 mm (6-5/8 x 2-7/8 x 2-15/16")	169 x 83 x 74 mm (6-5/8 x 3-1/4 x 2-15/16")	263 x 75 x 179 mm (10-3/8 x 2-15/16 x 7")
<b>Net weight</b>	0.56 - 0.72 kg (1.2 - 1.6 lbs.)	0.49 kg (1.1 lbs.)	0.92 - 1.3 kg (2 - 2.9 lbs.)

### Cordless Job Site Speaker

	<b>DMR203</b> <span style="background-color: #0070C0; color: white; padding: 2px;">18V</span> <span style="background-color: #0070C0; color: white; padding: 2px;">12Vmax</span> 	<b>DMR202</b> <span style="background-color: #0070C0; color: white; padding: 2px;">18V</span> <span style="background-color: #0070C0; color: white; padding: 2px;">12Vmax</span> USB  LCD panel 	<b>DMR201</b> <span style="background-color: #0070C0; color: white; padding: 2px;">18V</span> <span style="background-color: #0070C0; color: white; padding: 2px;">12Vmax</span> USB  LED display 	<b>DMR200</b> <span style="background-color: #0070C0; color: white; padding: 2px;">18V</span> <span style="background-color: #0070C0; color: white; padding: 2px;">12Vmax</span> 
<b>Run time (approx)</b>	w/ BL1850B: 26 h	w/ BL1850B: 26 h	w/ BL1850B: 26 h	w/ BL1850B: 31 h
<b>Speaker Size</b>	Woofer: Dia. 101.6 mm / Tweeter: Dia. 36 mm / Passive Radiator: Dia. 89 mm	Woofer: Dia. 101.6 mm / Tweeter: Dia. 36 mm	Woofer: Dia. 101.6 mm / Tweeter: Dia. 36 mm	Woofer: Dia. 101.6 mm / Tweeter: Dia. 36 mm / Passive Radiator: Dia. 89 mm
<b>Bluetooth</b>	●	●	●	●
<b>Dimensions (L x W x H)</b>	217 x 206 x 285 mm (8-1/2 x 8-1/8 x 11-1/4")	211 x 206 x 286 mm (8-5/16 x 8-1/8 x 11-1/4")	211 x 203 x 286 mm (8-5/16 x 8 x 11-1/4")	211 x 203 x 286 mm (8-5/16 x 8 x 11-1/4")
<b>Net weight</b>	2.7 - 3.4 kg (6.0 - 7.5 lbs)	2.7 - 3.3 kg (6.0 - 7.3 lbs)	2.7 - 3.3 kg (5.9 - 7.3 lbs)	2.9 - 3.4 kg (6.4 - 7.4 lbs)



Product Comparison List

Cordless Fan					
	CF002G <span style="color: red;">40Vmax</span>	DCF301 <span style="color: blue;">18V</span>	CF001G <span style="color: red;">40Vmax</span>	DCF203 <span style="color: blue;">18V</span>	DCF102 <span style="color: blue;">18V</span>
					
<b>Continuous Use w/o oscillation</b>	w/ BL4040 Low / Mid / High: 1,020 / 640 / 320 min	w/ BL1860B Low / Mid / High: 850 / 430 / 215 min	w/ BL4040 Low / Mid / High: 1,160 / 880 / 660 min	w/ BL1860B Low / Mid / High: 1,155 / 700 / 430 min	w/ BL1860B Low / Mid / High: 1,270 / 705 / 575 min
<b>Max Air Velocity</b>	High / Mid / Low: 240 / 170 / 120 m/min	High / Mid / Low: 240 / 170 / 120 m/min	High / Mid / Low: 190 / 150 / 120 m/min	High / Mid / Low: 190 / 150 / 120 m/min	High / Mid / Low: 180 / 150 / 120 m/min
<b>Air Flow</b>	High / Mid / Low: 21 / 15 / 10 m <sup>3</sup> /min	High / Mid / Low: 21 / 15 / 10 m <sup>3</sup> /min	High / Mid / Low: 8.2 / 6.5 / 5.2 m <sup>3</sup> /min	High / Mid / Low: 8.2 / 6.5 / 5.2 m <sup>3</sup> /min	High / Mid / Low: 4.6 / 3.8 / 3.0 m <sup>3</sup> /min
<b>Fan size</b>	330 mm (13")	330 mm (13")	235 mm (9-1/4")	235 mm (9-1/4")	180 mm (7-1/8")
<b>Automatic swing fan</b>	●	●	●	●	●
<b>Dimensions (L x W x H)</b>	277 x 439 x 602 mm (10-7/8 x 17-1/4 x 4-23-3/4")	269 x 439 x 602 mm (10-5/8 x 17-1/4 x 4-23-3/4")	143 x 333 x 463 mm (5-5/8 x 13 x 18-1/4")	140 x 333 x 447 mm (5-1/2 x 13 x 16-1/2")	185 x 272 x 284 mm (7-1/4 x 10-3/10 x 11-1/8")
<b>Net weight</b>	3.8 - 5.1 kg (8.4 - 11.2 lbs.)	3.8 - 4.5 kg (8.4 - 9.9 lbs.)	2.0 - 3.0 kg (4.4 - 6.6 lbs.)	1.9 - 2.6 kg (4.2 - 5.6 lbs.)	1.3 - 2.0 kg (2.9 - 4.4 lbs.)

Cordless Fan			
	CF101D <span style="color: teal;">12Vmax</span>	DCF201 <span style="color: blue;">18V</span>	CF100D <span style="color: teal;">12Vmax</span>
			
<b>Continuous Use w/o oscillation</b>	w/ BL1041B Low / Mid / High: 630 / 380 / 275 min	w/ BL1830B Low / High: 200 / 100 min	w/ BL1041 Low / Mid / High: 630 / 380 / 275 min
<b>Max Air Velocity</b>	High / Mid / Low: 180 / 150 / 120 m/min	-	High / Mid / Low: 180 / 150 / 120 m/min
<b>Air Flow</b>	High / Mid / Low: 4.6 / 3.8 / 3.0 m <sup>3</sup> /min	-	High / Mid / Low: 4.6 / 3.8 / 3.0 m <sup>3</sup> /min
<b>Fan size</b>	180 mm (7-1/8")	250 mm (9-7/8")	180 mm (7-1/8")
<b>Automatic swing fan</b>	●		
<b>Dimensions (L x W x H)</b>	185 x 260 x 284 mm (7-1/4 x 10-1/4 x 11-1/8")	263 x 330 x 523 mm (10-3/8 x 13 x 20-5/8")	168 x 260 x 252 mm (6-5/8 x 10-1/4 x 9-7/8")
<b>Net weight</b>	1.3 - 1.7 kg (2.8 - 3.8 lbs.)	2.2 - 2.9 kg (4.9 - 6.3 lbs.)	1.0 - 1.4 kg (2.2 - 3.1 lbs.)



# Cordless Fan Jacket / Cordless Fan Vest Cordless Heated Jacket / Cordless Heated Vest

## Fan units



Thin, Flat Fan units do not disturb your operation.



38mm

Removable fan cover allows for easy cleaning of fan blades.



### Cordless Fan Vest

**Polyester cotton blend**  
(65% polyester / 35% cotton)

**Polyester**  
Moisture-permeable, water-repellent fabric

**Polyester**  
Moisture-permeable, water-repellent fabric

**Polyester**  
Moisture-permeable, water-repellent fabric

**Polyester**  
Stretchable fabric

DFV215A

18V  
12V max



new

DFV214A

18V  
12V max



new

DFV210A

18V  
12V max



DFJ212A

18V  
12V max



DFJ213A

18V  
12V max



Comfort/  
Lifestyle

### Features




Clothing under the vest is seen, allowing user to wear over worker's uniform.  
DFV214A



Antibacterial and deodorant lining  
DFV215A DFJ213A  
DFV214A DFJ312A  
DFV210A DFJ416A  
DFJ212A



Belt loops  
DFV214A



Insert supporting slider  
DFV210A  
DFJ212A



Drawcord on hem for adjustable fit  
DFV210A



Velcro tabs for cuff adjustment  
DFJ212A



Arm pocket  
DFJ212A  
DFJ214A



Storable hood  
DFJ212A



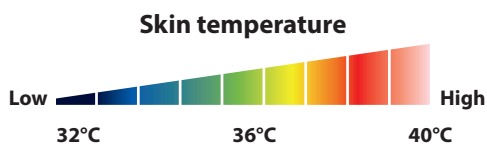
Pen pocket  
DFJ213A  
DFJ312A  
DFJ216A  
DFJ416A

# Cordless Fan Jacket / Cordless Fan Vest


## Comparison of body temperature rise during work

Skin temperature after a 10-minute work under temperature of 35°C and humidity of 60%

Never use the fan jacket where temperature reaches more than 50°C (122°F). Otherwise it may cause burns on your skin. Also avoid using in high humidity.



without Jacket



with Jacket (DFJ212A)

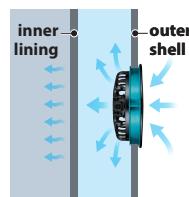
## Makita's original "Air circulation inner"

- DFV215A   ■ DFV214A   ■ DFV210A   ■ DFJ212A   ■ DFJ214A   ■ DFJ213A
- DFJ312A   ■ DFJ416A



Breathable lining

**AIR CIRCULATION**  
Cordless Fan Jacket



allows air enter through the jacket's outer shell and inner lining keeps you to stay cool and feel comfortable

## Use of high performance fabric to fit the various scenes



moisture-permeable

### Breathable water-repellent fabric

- DFV214A   ■ DFV210A   ■ DFJ212A

water scarcely permeate even the water-resistant pressure of 1,000mm



### Stretchable fabric

- DFJ213A

lightweight, stretchable, windproof comfortable to wear



### Water-repellent, antistatic fabric

- DFJ214A

water-repellent and breathability make reduced in stuffy feeling

**Polyester**  
Water-repellent, antistatic fabric

**Cotton**

**Polyester**

**Polyester + Titaniumprocessing**

#### DFJ214A

- 18V
- 12V max



#### DFJ312A

- 18V
- 12V max



#### DFJ216A

- 18V
- 12V max



#### DFJ416A

- 18V
- 12V max



Zip fastener with quick release function

- DFJ213A
- DFJ214A



Snap button and rubber shirring for hem adjustment

- DFJ213A
- DFJ214A



Antistatic

- DFJ214A



Retroreflective material

- DFJ214A




Mesh pocket for ice pack

- DFJ216A



Detachable sleeves

- DFJ312A



Fastener pocket

- DFJ312A



Zip detachable sleeve

- DFJ416A



Shoulder pads

- DFJ416A




Loops for attaching safety pin

- DFJ416A


# Cordless Heated Jacket / Cordless Heated Vest

## Heating effects

When wearing in a minus 5 degree C environment (in High mode)



when switch is off






about 15 minutes after switch-on

## 3 Heat settings

Continuous runtime on a single full battery charge



- Low  29h
- Medium  11h
- High  7h

with BL1850B (18V-5.0Ah Battery)

## 5 Heat zones

Left chest, right chest and back have each heating element.




## Wind and Water Resistance

prevents penetration of water such as light rain.



## Fleece lining

warms a body even when switch is off



## 4 Heat zones ■ DCV202 / CV102D

Left chest, right chest and back, neck have each heating element.



## Washable and dryable

Detach the battery holder from the jacket or vest before washing.



### Cordless Heated Jacket

### Cordless Heated Vest

#### Jacket type

**DCJ205**  
18V

**CJ105D**  
12V max



#### High-visibility type

**DCJ206**  
18V

**CJ106D**  
12V max



#### Vest type

**DCV202**  
18V

**CV102D**  
12V max



### Features



Battery pocket

- DCJ205 / CJ105D
- DCJ206 / CJ106D
- DCV202 / CV102D



Two-way zip fastener

- DCJ205 / CJ105D
- DCJ206 / CJ106D
- DCV202 / CV102D



Pen pocket

- DCJ205 / CJ105D



Detachable hood

- DCJ206 / CJ106D



Name tag holder

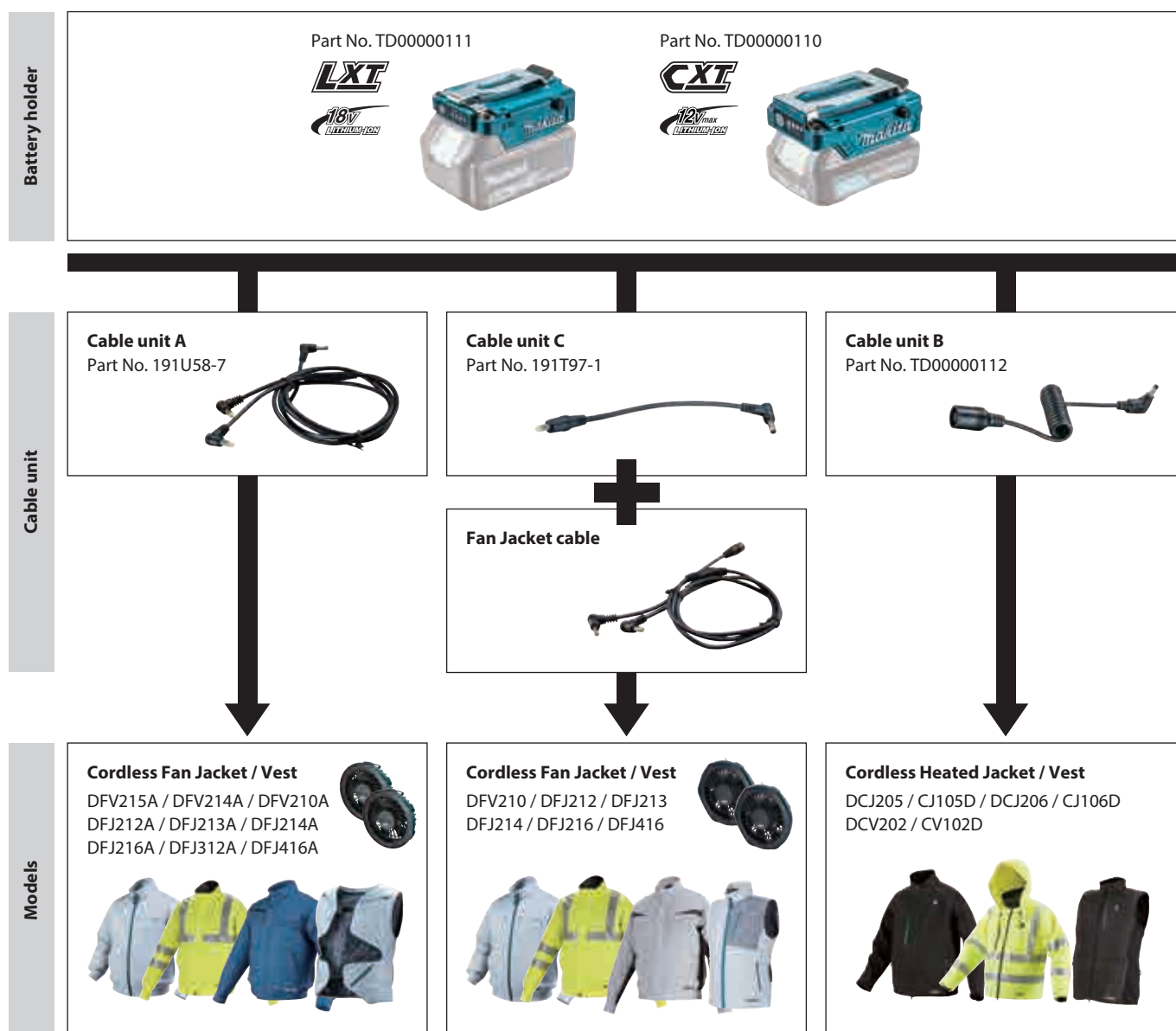
- DCJ206 / CJ106D





Retroreflective material

- DCJ206 / CJ106D



## Compatibility table



### Air flow and Continuous run time

Li-ion Battery	mode	1	2	3	4
18V  BL1860B (6.0Ah)	Air flow (m³/min)	1.3	1.8	2.3	2.7
	Continuous run time (hour)	68	29.5	16	10
12Vmax  BL1041B (4.0Ah)	Air flow (m³/min)	1.3	1.8	2.3	2.7
	Continuous run time (hour)	27.5	12	6.5	4

### Charging Time

Li-ion Battery	DC18RC DC18RD* DC18RE**	DC18SF 1 to 2 batteries / 3 to 4 batteries	DC18SD DC18SH* DC18SE (Automotive)	Li-ion Battery	DC10SB DC18RE**	DC10WD
18V 	BL1860B (6.0Ah)	55 min	130 min / 260 min	12Vmax 		
	BL1850B (5.0Ah)	45 min	110 min / 220 min			
	BL1840B (4.0Ah)	36 min	90 min / 180 min			
	BL1830B (3.0Ah)	22 min	60 min / 120 min			
	BL1820B (2.0Ah)	24 min	45 min / 90 min			
	BL1815N (1.5Ah)	15 min	30 min / 60 min			
				BL1041B (4.0Ah)	60 min	130 min
				BL1021B (2.0Ah)	30 min	70 min
				BL1016 (1.5Ah)	22 min	50 min

\*DC40RB / DC18RD / DC18SH: Two Port Multi Fast Charger \*\*DC18RE: CXT & LXT Dual port Fast Charger

## Jacket Size

### Vest

photo: DFV210A



### Jacket

photo: DFJ216A



DFV215A	S	M	L	XL	2XL	3XL
Length	63/67	65/69	67/71	69/72	71/73	73/74
Shoulder	39/43	41/45	43/47	45/49	47/51	49/53
Chest	106/113	111/118	116/123	121/128	126/133	131/138
Waist	100/107	105/112	110/117	115/122	120/127	125/132
DFV214A	FA (S~L)			FB (XL~3XL)		
Length	49/53			55/57		
Shoulder	39/41			42/44		
Chest	103~122/110~129			112~131/119~138		
Waist	98~117/105~124			107~126/114~133		
DFV210A	S	M	L	XL	2XL	3XL
Length	63/67	65/69	67/71	69/72	71/73	73/74
Shoulder	39/43	41/45	43/47	45/49	47/51	49/53
Chest	106/113	111/118	116/123	121/128	126/133	131/138
Waist	100/107	105/112	110/117	115/122	120/127	125/132
DFJ212A	S	M	L	XL	2XL	3XL
Length	62/66	64/68	66/70	68/71	70/72	72/73
Shoulder	40/44	42/46	44/48	46/50	48/52	50/54
Sleeve	79/87	82/90	85/93	88/95	91/97	92/99
Chest	108/117	113/122	118/127	123/132	128/137	133/142
Waist	102/111	107/116	112/121	117/126	122/131	127/136
DFJ213A	S	M	L	XL	2XL	3XL
Length	61/65	63/67	65/69	67/70	69/71	70/72
Shoulder	43/47	45/49	47/51	49/53	51/55	53/57
Sleeve	58/62	60/64	62/66	64/67	66/68	66/69
Chest	109/117	114/122	119/127	124/132	129/137	134/142
Waist	95~103/ 103~111	100~108/ 108~116	105~113/ 113~121	110~118/ 118~126	115~123/ 123~131	120~128/ 128~136

DFJ214A	S	M	L	XL	2XL	3XL
Length	64/68	66/70	68/72	70/73	72/74	73/75
Shoulder	43/47	45/49	47/51	49/53	51/55	53/57
Sleeve	58/62	60/64	62/66	64/67	66/68	66/69
Chest	109/117	114/122	119/127	124/132	129/137	134/142
Waist	95~103/ 103~111	100~108/ 108~116	105~113/ 113~121	110~118/ 118~126	115~123/ 123~131	120~128/ 128~136
DFJ216A	S	M	L	XL	2XL	3XL
Length	63/67	65/69	67/71	69/72	71/73	72/74
Shoulder	58/62	60/64	62/66	64/67	66/68	66/69
Sleeve	43/47	45/49	47/51	49/53	51/55	53/57
Chest	111/119	116/124	121/129	126/134	131/139	136/144
Waist	81~105/ 89~113	86~110/ 94~118	91~115/ 99~123	196~120/ 104~128	101~125/ 109~133	106~130/ 114~138
DFJ312A	S	M	L	XL	2XL	3XL
Length	62/68	64/70	66/72	68/74	70/76	72/78
Shoulder	50/56.5	52/59	54/61.5	56/64	58/66.5	60/69
Sleeve	52/58	54/60	56/62	58/64	60/66	62/68
Chest	114/126	118/131	122/136	126/141	130/146	134/151
Waist	74~105/ 87~113	78~109/ 92~113	82~113/ 97~113	86~117/ 102~113	90~121/ 109~138	94~125/ 112~143
DFJ416A	S	M	L	XL	2XL	3XL
Length	61/65	63/67	65/69	67/70	69/71	70/72
Shoulder	43/47	45/49	47/51	49/53	51/55	53/57
Sleeve	58/62	60/64	62/66	64/67	66/68	66/69
Chest	111/119	116/124	121/129	126/134	131/139	136/144
Waist	95~105/ 103~113	100~110/ 108~118	105~115/ 113~123	110~120/ 118~128	115~125/ 123~133	120~130/ 128~138





Asian Size/EU&US Size  
(in cm)



DCJ205/CJ105D	S	M	L	XL	2XL	3XL
Length	68	69	71	75	78	82
Shoulder	50.5	52.5	54.5	55.5	56.5	57.5
Sleeve	63	64.5	66	67	68	69
Chest	108	118	128	138	146	156
Waist	102	112	122	132	140	150



DCV202 CV102D	S	M	L	XL	2XL	3XL
Length	72	73	74	75	76	77
Shoulder	47.5	49.5	51.5	53.5	55.5	57.5
Chest	114	120	126	132	138	144
Waist	116	122	128	134	140	146



(in cm)

Product Comparison List

Cordless Inflator				
	<b>MP001G</b> <span style="background-color: red; color: white; padding: 2px;">40Vmax</span>  <span style="background-color: red; color: white; padding: 2px;">new</span>	<b>DMP181</b> <span style="background-color: blue; color: white; padding: 2px;">18V</span>  <span style="background-color: red; color: white; padding: 2px;">new</span>	<b>DMP180</b> <span style="background-color: blue; color: white; padding: 2px;">18V</span> 	<b>MP100D</b> <span style="background-color: teal; color: white; padding: 2px;">12Vmax</span> 
<b>Rated operating time</b>	10 min On/ 5 min Off	10 min On/ 5 min Off	5 min On/ 5 min Off	5 min On/ 5 min Off
<b>Max air pressure</b>	1,110 kPa (161 PSI) [11.1 bar]	1,110 kPa (161 PSI) [11.1 bar]	830 kPa (121 PSI) [8.3 bar]	830 kPa (121 PSI) [8.3 bar]
<b>Air discharge amount</b>	200 kPa: 24 L/min / 700 kPa: 12 L/min	200 kPa: 22 L/min / 700 kPa: 11 L/min	200 kPa: 12 L/min / 700 kPa: 8 L/min	200 kPa: 10 L/min
<b>Dimensions (L x W x H)</b>	w/ BL4040: 329 x 108 x 231 mm (13 x 4-1/4 x 9-1/8")	w/ BL1830B / BL1840B / BL1850B / BL1860B: 316 x 108 x 231 mm (12-1/2 x 4-1/4 x 9-1/8")	w/ BL1830B / BL1840B / BL1850B / BL1860B: 266 x 80 x 174 mm (10-1/2 x 3-1/8 x 6-7/8")	w/ BL1041B: 255 x 74 x 173 mm (10 x 2-15/16 x 6-13/16")
<b>Net weight</b>	2.9 - 3.5 kg (6.4 - 7.7 lbs.)	2.5 - 2.8 kg (5.5 - 6.2 lbs.)	1.4 - 1.7 kg (3.1 - 3.8 lbs.)	1.2 - 1.3 kg (2.6 - 3.0 lbs.)

Cordless Heated Blanket		
	<b>DCB200</b> <span style="background-color: blue; color: white; padding: 2px;">18V</span> 	<b>CB100D</b> <span style="background-color: teal; color: white; padding: 2px;">12Vmax</span> 
<b>Run time (approx)</b>	w/ BL1860B Low / Mid / High : 35 / 20 / 10	w/ BL1041B Low / Mid / High : 14 / 7.5 / 4
<b>Heat zone</b>	Upper Center: 1	Upper Center: 1
<b>Dimensions (L x W)</b>	700 x 1,400 mm (27-1/2 x 55")	700 x 1,400 mm (27-1/2 x 55")
<b>Net weight</b>	0.58 kg (1.28 lbs.)	0.58 kg (1.28 lbs.)

Cordless Cooler & Warmer Box		
	<b>CW001G</b> <span style="background-color: red; color: white; padding: 2px;">40Vmax</span> <span style="background-color: blue; color: white; padding: 2px;">18V</span>  <span style="background-color: red; color: white; padding: 2px;">new</span>	<b>DCW180</b> <span style="background-color: blue; color: white; padding: 2px;">18V</span> 
<b>Run Time (hrs)</b>	w/ BL4050 X2, -18 / 5 / 60°C: 10 / 28 / 8.5 hrs	w/ BL1860B X2, -18 / 5 / 60°C: 5 / 17 / 4 hrs
<b>Capacity</b>	20 L (5.3 gal)	20 L (5.3 gal)
<b>Cooling Capacity</b>	-18 / -15 / -10 / -5 / 0 / 5 / 10°C (0 / 5 / 15 / 25 / 30 / 40 / 50°F)	-18 / -10 / 0 / 5 / 10°C (0 / 15 / 30 / 40 / 50°F)
<b>Warming Capacity</b>	30 / 35 / 40 / 45 / 50 / 55 / 60°C (85 / 95 / 105 / 115 / 120 / 130 / 140°F)	55 / 60°C (130 / 140°F)
<b>Dimensions (L x W x H)</b>	663x341x372 mm (26-1/8x13-3/8x14-5/8")	623 x 341 x 371.5 mm (24-1/2 x 13-3/8 x 14-5/8")
<b>Net weight (kg)</b>	13.8 - 16.1 kg (30.4 - 35.5 lbs.)	13.3 - 14.3 kg (29.3 - 32.0 lbs.)







Cordless Kettle		
	<b>KT001G</b> <span style="background-color: red; color: white; padding: 2px;">40Vmax</span>  <span style="background-color: red; color: white; padding: 2px;">new</span>	<b>DKT360</b> <span style="background-color: blue; color: white; padding: 2px;">18V x2</span>  <span style="background-color: red; color: white; padding: 2px;">new</span>
<b>Boiling time</b>	8 min (0.8L water from 23 °C)	8 min (0.8L water from 23 °C)
<b>Water tank capacity</b>	0.8 L	0.8 L
<b>Dimensions (L x W)</b>	233 x 322 x 307mm (9-1/8 x 12-5/8 x 12-1/8")	233 x 263 x 307 mm (9-1/8 x 10-3/8 x 12-1/8")
<b>Net weight</b>	2.8 - 5.9 kg (6.2 - 13.1 lbs.)	2.7 - 3.4 kg (6.0 - 7.5 lbs.)

Cordless Coffee Maker	
	<b>DCM501</b> <span style="background-color: blue; color: white; padding: 2px;">18V</span> <span style="background-color: teal; color: white; padding: 2px;">12Vmax</span> 
<b>Run time (approx)</b>	w/ BL1860B: 640 ml / w/ BL1041B: 260 ml
<b>Water tank capacity</b>	240 mL
<b>Compatible cafe pod type</b>	60 mm
<b>Brewing time (120 mL)</b>	w/ BL1860B: 5 min / w/ BL1041B: 7 min
<b>Dimensions (L x W x H)</b>	243 x 187 x 218 mm (9-9/16 x 7-3/8 x 8-9/16")
<b>Net weight</b>	1.9 - 2.2 kg (4.1 - 4.8 lbs.)

# PRODUCTS

## Speciality tools



-  Double Insulation
-  Variable Speed
-  Electronic 2-Speed
-  Electronic 3-Speed
-  Built-in Job Light
-  Carrying Case



# Speciality tools

## DGP180 Cordless Grease Gun 18V

### 18V LXT Li-Ion Cordless Grease Gun



Max Operating Pressure	69 MPa (10,000 PSI)
Flow Rate	Slow Speed Mode: 145 mL/min (5.0 oz/min) Auto Speed Change Mode: 290 mL/min (10.0 oz/min)
Grease Capacity w/ Barrel A Cartridge / Bulk:	410 / 455 g (14.5 / 16.0 oz)
Grease Capacity w/ Barrel B Cartridge / Bulk:	450 / 570 g (15.9 / 20.1 oz)
Grease Capacity w/ Barrel C Cartridge / Bulk:	500 / 570 g (17.6 / 20.1 oz)
Hose Length	120 cm (47-1/4")
Dimensions (L x W x H)	w/ Barrel A: 411 x 114 x 245 mm (16-1/4 x 4-1/2 x 9-5/8") w/ Barrel B: 449 x 114 x 245 mm (17-3/4 x 4-1/2 x 9-5/8")
Net weight	4.8 - 6.1 kg (10.6 - 13.4 lbs.)

**LXT**



Shoulder Strap, Battery, Charger

## DVP181 Cordless Vacuum Pump 18V

### 18V LXT Li-Ion Cordless Vacuum Pump



Flow Rate	113 L/min
Motor speed	3,200 min <sup>-1</sup>
Oil Tank Capacity	300 mL
Dimensions (L x W x H)	383 x 193 x 210 mm (15-1/8 x 7-5/8 x 8-1/4")
Net weight	8.1 - 8.2 kg (17.9 - 18.1 lbs.)

**LXT**



Vacuum Pump Oil, Adapter

## DVP180 Cordless Vacuum Pump 18V

### 18V LXT Li-Ion Cordless Vacuum Pump



Flow Rate	50 L/min
Ultimate vacuum	20 Pa (150 microns)
Motor speed	3,840 min <sup>-1</sup>
Oil Tank Capacity	115 mL
Dimensions (L x W x H)	265 x 93 x 175 mm (10-3/8 x 3-5/8 x 6-7/8")
Net weight	2.9 - 3.5 kg

Net weight: With BL1830/ BL1840/ BL1850 and Oil

**LXT**

Not compatible with 2.0Ah, 1.5Ah batteries

Vacuum Pump Oil, Adapter, Battery, Charger

## DCG180 Cordless Caulking Gun 18V

### 18V LXT Li-Ion Cordless Caulking Gun



Max Dispensing Force	5,000 N (1,100 lbs)
No load speed	0 - 28 mm/sec. (0 - 66 in/min.)
Holder Size	300, 600, 800 mL
Dimensions (L x W x H)	404 x 108 x 281 mm (15-7/8 x 4-1/4 x 11-1/8")
Net weight	2.1 - 3 kg (4.7 - 6.6 lbs.)

**LXT**



Holder, Holder Joint, Piston, Rubber Ring, Nozzle, Battery, Charger

## CG100D Cordless Caulking Gun 12V max

### 12V max CXT Li-Ion Cordless Caulking Gun



Max Dispensing Force	5,000 N (1,100 lbs)
No load speed	0 - 28 mm/sec. (0 - 66 in/min.)
Holder Size	300, 600, 800 mL
Dimensions (L x W x H)	404 x 108 x 259 mm (15-7/8 x 4-1/4 x 10-1/4")
Net weight	1.9 - 2.6 kg (4.2 - 5.8 lbs.)

**CXT**



Holder, Holder Joint, Piston, Rubber Ring, Nozzle, Battery, Charger

## DWD181 Rechargeable Wall Scanner 18V

### 18V/14.4V LXT Rechargeable Wall Scanner



Max Detection Depth	Metal / Plastic Pipe / Live Cable / Wood: 180 / 120 / 120 / 25 mm
Detection Accuracy	+/-5 mm
Minimum Detectable	40 mm
Distance	
Display Size	4.1"
Max Run Time (hours)	w/ BL1860B: 28
Operating Temperature	-10 - 40°C
Storage Temperature	-20 - 50°C
Dimensions (L x W x H)	w/ BL1830B / BL1840B / BL1850B / BL1860B: 306 x 118 x 124 mm (12 x 4-5/8 x 4-7/8")
Net weight	1.3 - 1.7 kg (2.9 - 3.8 lbs.)

**LXT XPT**



## Speciality tools

### PF1100

Submersible Pump

#### 4 mm (5/32") 1,100 W Clear Water Submersible Pump



Continuous rating Input	1,100W
Suction & Discharge diameter	4 mm (5/32")
Max Pumping Capacity	250 L/min (66 gal/min)
Delivery head max	9 m (30 ft)
Submersion depth	5 m (16 ft)
Min. suction level	25 mm (1")
Grain size inlet	5 mm (1/5")
Dimensions (L x W x H)	150 x 150 x 305 mm (6-5/16 x 7-1/8 x 12")
Net weight	6.7 kg (14.8 lbs.)
Power supply cord	10 m (33 ft)

Joint, Adapter

### PF0403

Submersible Pump

#### 4 mm (5/32") 400 W Clear Water Submersible Pump



Continuous rating Input	400W
Suction & Discharge diameter	4 mm (5/32")
Max Pumping Capacity	120 L/min (32 gal/min)
Delivery head max	6.5 m (21 ft)
Submersion depth	5 m (16 ft)
Min. suction level	25 mm (1")
Grain size inlet	5 mm (1/5")
Dimensions (L x W x H)	150 x 150 x 260 mm (5-7/8 x 5-7/8 x 10-1/4")
Net weight	4.4 kg (9.7 lbs.)
Power supply cord	10 m (33 ft)

Joint, Adapter

### PF0800

Submersible Pump

#### 10 mm (3/8") 800 W Clear Water Submersible Pump



Continuous rating Input	800W
Suction & Discharge diameter	10 mm (3/8")
Max Pumping Capacity	220 L/min (58 gal/min)
Delivery head max	9 m (30 ft)
Submersion depth	5 m (16 ft)
Min. suction level	20 mm (4/5")
Grain size inlet	5 mm (1/5")
Dimensions (L x W x H)	160 x 168 x 340 mm (6-5/16 x 6-5/8 x 13-3/8")
Net weight	6.1 kg (13.5 lbs.)
Power supply cord	10 m (33 ft)

Elbow, Adapter

### PF0300

Submersible Pump

#### 8 mm (5/16") 300 W Clear Water Submersible Pump



Continuous rating Input	300W
Suction & Discharge diameter	8 mm (5/16")
Max Pumping Capacity	140 L/min (37 gal/min)
Delivery head max	7 m (23 ft)
Submersion depth	5 m (16 ft)
Min. suction level	20 mm (4/5")
Grain size inlet	5 mm (1/5")
Dimensions (L x W x H)	160 x 168 x 305 mm (6-5/16 x 6-5/8 x 12")
Net weight	4.2 kg (9.3 lbs.)
Power supply cord	10 m (33 ft)

Elbow, Adapter

### PF1110

Submersible Pump

#### 40 mm (1-9/16") 1,100 W Dirty Water Submersible Pump



Continuous rating Input	1,100W
Suction & Discharge diameter	40 mm (1-9/16")
Max Pumping Capacity	250 L/min (66 gal/min)
Delivery head max	10 m (33 ft)
Submersion depth	5 m (16 ft)
Min. suction level	50 mm (2")
Grain size inlet	35 mm (1-3/8")
Dimensions (L x W x H)	160 x 185 x 355 mm (6-5/16 x 7-1/4 x 14")
Net weight	7 kg (15.4 lbs.)
Power supply cord	10 m (33 ft)

Elbow, Adapter

### PF1010

Submersible Pump

#### 30 mm (1-3/16") 1,100 W Dirty Water Submersible Pump



Continuous rating Input	1,100W
Suction & Discharge diameter	30 mm (1-3/16")
Max Pumping Capacity	240 L/min (63 gal/min)
Delivery head max	10 m (33 ft)
Submersion depth	5 m (16 ft)
Min. suction level	40 mm (1-4/7")
Grain size inlet	35 mm (1-3/8")
Dimensions (L x W x H)	160 x 168 x 380 mm (6-5/16 x 6-5/8 x 15")
Net weight	6.6 kg (14.6 lbs.)
Power supply cord	10 m (33 ft)

Elbow, Adapter

### PF0610

Submersible Pump

#### 40 mm (1-9/16") 550 W Dirty Water Submersible Pump



Continuous rating Input	550W
Suction & Discharge diameter	40 mm (1-9/16")
Max Pumping Capacity	180 L/min (48 gal/min)
Delivery head max	7 m (23 ft)
Submersion depth	5 m (16 ft)
Min. suction level	50 mm (2")
Grain size inlet	35 mm (1-3/8")
Dimensions (L x W x H)	160 x 185 x 335 mm (6-5/16 x 7-1/4 x 13-1/4")
Net weight	5.5 kg (12.3 lbs.)
Power supply cord	10 m (33 ft)

Elbow, Adapter

### PF0410

Submersible Pump

#### 25 mm (1") 400 W Dirty Water Submersible Pump



Continuous rating Input	400W
Suction & Discharge diameter	25 mm (1")
Max Pumping Capacity	140 L/min (37 gal/min)
Delivery head max	5 m (16 ft)
Submersion depth	5 m (16 ft)
Min. suction level	40 mm (1-4/7")
Grain size inlet	35 mm (1-3/8")
Dimensions (L x W x H)	160 x 168 x 345 mm (6-5/16 x 6-5/8 x 13-5/8")
Net weight	4.3 kg (9.5 lbs.)
Power supply cord	10 m (33 ft)

Elbow, Adapter


# Speciality tools

## DHG181 Cordless Heat Gun 18V

18V LXT Cordless Heat Gun



Air Temperature (°C)	Ambient temperature - 550
Air Flow	Stage 1: 120 L/min Stage 2: 200 L/min
Continuous run time on a full battery charge (min.)	w/ BL1860B: 21
Dimensions (L x W x H)	173 x 79 x 255 mm (6-13/16 x 3-1/8 x 10")
Net weight	0.99 - 1.3 kg (2.2 - 2.9 lbs.)



Glass protection nozzle, Wide slot nozzle, Reflector nozzle, Reduction nozzle, Battery, Charger

## DHG180 Cordless Heat Gun 18V

18V LXT Cordless Heat Gun



Air Temperature (°C)	550
Air Flow	200 L/min
Continuous run time on a full battery charge (min.)	w/ BL1860B, High / Low: 30 / 21
Dimensions (L x W x H)	168 x 79 x 251 mm (6-5/8 x 3-1/8 x 9-7/8")
Net weight	0.97 - 1.3 kg (2.1 - 2.9 lbs.)




Glass protection nozzle, Wide slot nozzle, Reflector nozzle, Reduction nozzle, Battery, Charger

## HG6530V Heat Gun

2,000 W Heat Gun



Continuous rating Input	2,000W
Air Temperature (°C)	50 - 650
Air Flow	Stage 1: 500 L/min Stage 2: 280 L/min Stage 3: 550 L/min
Dimensions (L x W x H)	257 x 85 x 206 mm (10-1/8 x 3-3/8 x 8-1/8")
Net weight	0.72 kg (1.6 lbs.)
Power supply cord	2.0 m (6.6 ft)



Glass protection nozzle, Wide slot nozzle, Reflector nozzle (Nozzle B)

## HG6531C Heat Gun

2,000 W Heat Gun



Continuous rating Input	2,000W
Air Temperature (°C)	50 - 650
Air Flow	200 - 550 L/min
Dimensions (L x W x H)	257 x 85 x 206 mm (10-1/8 x 3-3/8 x 8-1/8")
Net weight	0.71 kg (1.6 lbs.)
Power supply cord	2.0 m (6.6 ft)




Glass protection nozzle, Wide slot nozzle, Reflector nozzle (Nozzle B), Reduction nozzle, Overlap welding nozzle, Weld Nozzle, Solder sleeves reflector, Pressure roller

## HG6030 Heat Gun

1,800 W Heat Gun



Continuous rating Input	1,800W
Dimensions (L x W x H)	233 x 80 x 208 mm (9-1/8 x 3-1/8 x 8-3/16")
Net weight	0.57 kg (1.3 lbs.)
Power supply cord	2.0 m (6.6 ft)




Glass protection nozzle, Reflector nozzle, Reduction nozzle, Wide slot nozzle, Scraper

## HG6031V Heat Gun

1,800 W Heat Gun



Continuous rating Input	1,800W
Dimensions (L x W x H)	257 x 85 x 206 mm (10-1/8 x 3-3/8 x 8-1/8")
Net weight	0.67 kg (1.5 lbs.)
Power supply cord	2.0 m (6.6 ft)




Glass protection nozzle, Reflector nozzle, Reduction nozzle, Wide slot nozzle, Scraper

## HG5030 Heat Gun

1,600 W Heat Gun



Continuous rating Input	1,600W
Dimensions (L x W x H)	233 x 80 x 208 mm (9-1/8 x 3-1/8 x 8-3/16")
Net weight	0.56 kg (1.2 lbs.)
Power supply cord	2.0 m (6.6 ft)



Glass protection nozzle, Reflector nozzle, Reduction nozzle, Wide slot nozzle, Scraper

# PRODUCTS

## Accessories



# Accessory

## ADP001G

Adapter for USB

40V max

Charges mobile devices e.g. smartphones, tablets and more



Dimensions (L x W x H)	w/o Battery: 96 x 76 x 40 mm (3-3/4 x 3 x 1-9/16")
	w/ BL4020 / BL4025: 119 x 79 x 88 mm (4-11/16 x 3-1/8 x 3-1/2")
	w/ BL4040: 133 x 83 x 94 mm (5-1/4 x 3-1/4 x 3-11/16")
	w/ BL4050F: 153 x 79 x 114 mm (6 x 3-1/8 x 4-1/2")
Net weight	0.8 - 1.4 kg (1.8 - 3.1 lbs.)



## ADP09

AA Battery Pack

loaded with eight AA batteries



\*ADP09 is not available for USA market.

## ADP05

Adapter for USB

18V

Charges mobile devices e.g. smartphones, tablets and more



## ADP06

Adapter for USB

12V max

Charges mobile devices e.g. smartphones, tablets and more



## ADP08

Adapter for USB

12V max

Charges mobile devices e.g. smartphones, tablets and more



# Accessory Index

<p><b>p.207</b></p> <p><b>Screwing/ Drilling</b></p>	<p>Drill chuck assembly for impact driver</p> 	<p>Angle attachment</p> 	<p>Straight head</p> 	<p>Autofeed attachment</p> 	<p>Locator</p> 	<p>Drill chuck</p> 
<p><b>p.213</b></p> <p><b>Hammer drilling/ chiselling</b></p>	<p>Drill chuck assembly</p> 	<p>Dust cup</p> 	<p>Dust extraction system set</p> 	<p>Grease vessel</p> 	<p>Hammer service kit</p> 	
<p><b>p.217</b></p> <p><b>Grinding/ Sanding/ Polishing</b></p>	<p>Inner flange &amp; Lock nut</p> 	<p>Wheel guard</p> 	<p>Rubber pad</p> 	<p>Lock nut wrench</p> 	<p>Collet corn/ Collet nut</p> 	<p>Punch plate</p> 
<p><b>p.228</b></p> <p><b>Cutting</b></p>	<p>Dust cover</p> 	<p>Tilt base</p> 	<p>Rip fence</p> 	<p>Cover set</p> 	<p>Cutting wax</p> 	<p>Punch/ Die</p> 
<p><b>p.231</b></p> <p><b>Sawing</b></p>	<p>Vise assembly</p> 	<p>Guide rule</p> 	<p>Stand</p> 	<p>Guide rail</p> 	<p>Guide Rail Adaptor</p> 	
<p><b>p.236</b></p> <p><b>Milling/ Planing</b></p>	<p>Chamfering rule/ Guide rule</p> 	<p>Collet corn/ Collet nut</p> 	<p>Straight guide assembly</p> 	<p>Trimmer base</p> 	<p>Templet guide</p> 	
<p><b>p.241</b></p> <p><b>Dust management</b></p>	<p>Vacuum Cleaner System charts for Dust Collecting</p> 	<p>Vacuum Cleaner System charts for Cleaning</p> 	<p>Filter &amp; Dust bag</p> 	<p>Cordless Cleaner System charts</p> 	<p>Selectable filters Hose, Front cuffs &amp; Joint</p> 	
<p><b>p.257</b></p> <p><b>Others</b></p>	<p>Grease Gun accessories</p> 	<p>Heat Gun accessories</p> 	<p>Rechargeable Green Multi Line Laser accessories</p> 	<p>Dust Blower accessories</p> 	<p>Carbon brush</p> 	

## Drill chuck assembly for impact driver

Converts impact driver into driver drill.



Shape	Description	Model No.	Capacity (mm)	Type	Part No.
	DRILL CHUCK & KEY SET	TD0100, TD0101, TD0101F	10	48-NZ	191880-6
	DRILL CHUCK & KEY SET	TD0100, TD0101, TD0101F	10	44-MZ	191881-4
	DRILL CHUCK & KEY SET	DF030D, TD0100, TD0101, TD0101F, TD090D, TD091D, TD111D	10	44-MZ	198913-8
	DRILL CHUCK & KEY SET	DTD171, DTP141, TD001G, TD0100, TD0101, TD0101F	10	44-MZ	192173-4
	KEYLESS DRILL CHUCK SET	TD0100, TD0101, TD0101F	10	48-NZ	192077-0
	KEYLESS DRILL CHUCK SET	DTP141, TD0100, TD0101, TD0101F, TD126D, TD127D	10	44-MZ	192121-3
	KEYLESS DRILL CHUCK SET	DTP141, TD0100, TD0101, TD0101F	10	44-MZ	194250-8
	KEYLESS DRILL CHUCK SET	DTP141, TD0100, TD0101, TD0101F	10	48-NZ	194251-6

## Angle attachment

For drilling in close quarters, incorners, between joists and studs



Description	Model No.	Part No.
ANGLE ATTACHMENT SET	DA4000LR	193316-1

## Extension attachment

Installs quickly and easily to Cordless Vacuum and allows for additional reach and ease-of-use.



Description	Model No.	Part No.
EXTENSION ATTACHMENT SET	DA4000LR	193317-9

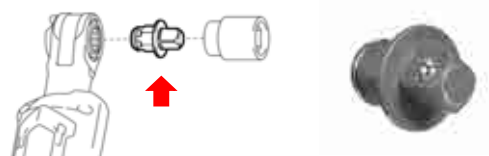
## Head for driver



Shape	Description	Model No.	Type	Part No.
-	ANGLE HEAD ASS'Y A	DFL020F, DFL063F	-	136507-1
-	ANGLE HEAD ASS'Y BM	DFL020F, DFL063F	-	136508-9
-	ANGLE HEAD ASS'Y F	DFL063F	-	136509-7
	RATCHET ATTACHMENT SET	DTL061, DTL063, TL064D, TL065D	Hex, Size 21mm	192439-2
	STRAUGHT ATTACHMENT	DTL061, DTL063, TL064D, TL065D	NZ	192440-7
	STRAUGHT ATTACHMENT SET	DTL061, DTL063, TL064D, TL065D	For E-form bit MZ	192486-3

## Ratchet head adapter

For use with Ratchet head



Shape	Description	Model No.	Part No.
	SOCKET ADAPTOR 6.35 SET	DWR180, WR100D	191A51-1
	SOCKET ADAPTOR 9.5 SET	DWR180, WR100D	191A50-3

## Screwing/Drilling

### Adjustable locator set

Allows the depth of the screw to be set, ideal for drywalling.



Shape	Description	Model No.	Part No.
	STOPPER SET	6952, DTD152, DTD153, DTD154, DTD157	194633-2
	STOPPER SET (W/BITS)	DTD152, DTD153, DTD154, DTD157, DTD171, TD001G, TD0100, TD0101, TD0101F, TD111D	194281-7
	STOPPER SET (W/O BITS)	DTD152, DTD153, DTD154, DTD157, DTD171, TD001G, TD0100, TD0101, TD0101F, TD111D	194280-9

### Autofeed attachment set

Ideal for production drywall hanging



Model No.	Standard Equipment Bit	Part No.
DFS250, DFS452, FS2200, FS2300, FS4000, FS4200, FS4300, FS6200, FS6300, FS6300R	Phillips No.2, Square No.2	191L23-2
	Phillips No.2 x2	191L24-0
DFS250, DFS452, FS2200, FS2300, FS4000, FS4200, FS4300, FS6200, FS6300	Phillips No.2, Square No.2	191L25-8

### Casing for auto feed screwdriver



Shape	Description	Model No.	Screw length (mm)	Part No.
-	CASING 41 SET	DFR452	25-41	191W93-7
	CASING 55 SET	6842, 6843, DFR550	25-55	191B45-2
-	CASING 55 SET	DFR551	25-55	191W94-5
-	CASING SET	6844, DFR750	45-75	195183-0
	CASING SET	6842, 6843, DFR550	25-55	195184-8
-	CASING SET	6844	45-75	195909-0
-	CASING SET	6842, DFR550	25-55	195910-5

### Locator assembly for screwdriver



Shape	Description	Model No.	Size	Part No.
	LOCATOR SET	DFS250, DFS251, DFS451, DFS452, FS2200, FS2300, FS2500, FS4000, FS4200, FS4300, FS6200, FS6300, FS6300R	L	197024-6
	LOCATOR SET	DFS250, DFS251, DFS451, DFS452, FS2300, FS2500, FS4000, FS4200, FS4300, FS6200, FS6300, FS6300R	S	197025-4
-	LOCATOR SET	DFS251, FS2500	5/16"	197026-2
-	LOCATOR SET	DFS251, FS2500	3/8"	197027-0
	LOCATOR SET	DFS251, FS2500	1/4"	197028-8

### SDS-MAX drill bit remover set

Ideal for removing stuck SDS-MAX drill bit

Model No.	Part No.
6905H, DTW450, TW0350	195870-1
6905H, DTW450, TW0350	195871-9



### Bit adapter

Converts an impact wrench into an impact driver.

Model No.	Socket type	Bit type	Part No.
6953, DTW251, TW0200	1/2" inch Driver	E-form (MZ)	191B20-8







## Extension handle


Developed for reduced fatigue in continuous applications



Shape	Description	Model No.	Part No.
	EXTENSION HANDLE SET	DTW1001, DTW1002, DTW700, DTW701, DTW800, TW007G, TW008G	191G67-2
	EXTENSION HANDLE SET	6842, 6843, 6844, DFR550, DFR750	194500-1


## GRIP

Provides increased comfort on the job

Shape	Model No.	Part No.
	DDA450, DDA451	158237-4

## Side grip for drill







Shape	Description	Model No.	Part No.
-	GRIP SET	DA001G, DA002G	191R81-4
	HANDLE SET	DDG460, DG001G	191P11-3

## Side grip, handle

For increased maneuverability





Shape	Description	Model No.	Part No.
-	GRIP ASSEMBLY	DDF484	127506-4
	GRIP ASSEMBLY	DHP486	127701-6
	GRIP ASSEMBLY	DDF486	127702-4
	GRIP ASSEMBLY SET	DDF484, DF002G, DHP484, HP002G	191E41-8
	GRIP BASE SET	DFT041R, DFT043F, DFT082R, DFT083F, DFT085F, DFT124R, DFT125F, DFT127F	193874-7


## Depth gauge

For increased drilling consistency



Shape	Description	Model No.	Part No.
	DEPTH GAUGE	DP4010, DP4011	324219-0
-	DEPTH GAUGE SET	DP2010, DP2011	196322-5
-	DEPTH GAUGE SET	DD2020	196856-8
	STOPPER POLE ASSEMBLY	DHP451, DHP458, DHP486, HP001G	122576-8

## Reber binding attachment set




Shape	Model No.	Part No.
	TD022D	194731-2

## Screwing/Drilling

### Shoulder strap

Reduces user fatigue








Shape	Description	Model No.	Type	Part No.
	RING SET	TW001G	-	191M83-0
	SHOULDER BELT	DF333D	-	161576-3
	TOOL CATCHER SET	DTD152, DTD171, DTS141, DTW190, DTW251, DTW253, DTW300, DTW301, DTW302	(WITH STRAP)	197941-0

### Tool catcher


Enables to hook the machine quickly on a snap hook of waist belt.



Shape	Description	Model No.	Part No.
	TOOL CATCHER SET	DTD153, DTD154, DTD171	197043-2
	TOOL CATCHER SET	DTW190, DTW251, DTW300, DTW301, DTW302	197940-2
	TOOL CATCHER SET	DDF484, DDF485, DHP484, DHP485, DTP141	199428-8
	TOOL HANGER SET	TD001G, TW004G, TW005G	191F58-7
	TOOL HANGER SET	DTD157, DTW300, DTW301, DTW302, TW004G, TW005G	191K57-9



### COMPATIBLE HEAD FOR ANGLE DRILL



Shape	Description	Model No.	Part No.
	ANGLE HEAD SET	DFL201R	198040-1

### Anti kick back head



Shape	Description	Model No.	Type	Part No.
	ANTI KICK BACK HEAD SET	DFT043F, DFT083F, DFT085F, DFT125F, DFT127F	M	195231-5
-	ANTI KICK BACK HEAD SET	DFT043F, DFT083F, DFT085F, DFT125F, DFT127F	N	195232-3
-	ANTI KICK BACK HEAD SET	DFL651F	-	197045-8
	ANTI KICK BACK HEAD SET	DFL083F, DFL125F, DFL204F	-	199065-8
-	ANTI KICK BACK HEAD SET	DFL403F	-	199066-6

### Torque tracer accessory



Shape	Description	Model No.	Type	Part No.
	RECEIVER SET	DFL201R, DFL301R, DFL402R, DFT041R, DFT082R, DFT124R	RCV02	194444-5 194480-1 195392-1

## Keyless drill chuck



Model No.	Capacity	Thread size	with Package	Bulk
			Part No.	Part No.
DA331D	0.8-10mm	3/8-24 UNF	196308-9	766007-3
DA333D, DF330D, DF331D	0.8-10mm	3/8-24 UNF	191A86-2	763228-8
DDA351	0.8-10mm	3/8-24 UNF	---	766005-7
DF332D, DF333D, HP332D, HP333D	0.8-10mm	3/8-24 UNF	---	763238-5
DDF343	0.8-10mm	1/2-20 UNF	196309-7	763243-2 766002-3
DHP343, HP330D, HP331D, HP347D	0.8-10mm	1/2-20 UNF	191A87-0	763229-6
DF0300, HP0300	1.0-10mm	1/2-20 UNF	---	766012-0
DF001G, DDF481, DDF486, HP001G, DHP481, DHP486	1.5-13mm	1/2-20 UNF	---	763252-1
DDF453, DF457D, DF488D, DHP453, HP457D, HP488D	1.5-13mm	1/2-20 UNF	196306-3	766004-9
DDF448, DDF458, DDF481, DHP448, DHP458, DHP481	1.5-13mm	1/2-20 UNF	---	763248-2
DDF451, DHP451	1.5-13mm	1/2-20 UNF	---	763191-5 763196-5
DDF446, DDF453, DDF456, DDF459, DDF470, DDF482, DDF484, DDF485, DF457D, DF488D, DHP446, DHP453, DHP456, DHP459, DHP470, DHP482, DHP484, DHP485, HP457D, HP488D	1.5-13mm	1/2-20 UNF	199154-9	766027-7
DDF487, DF002G, DHP482, DHP487, HP002G	1.5-13mm	1/2-20 UNF	---	763256-3
DDF483, DHP483	1.5-13mm	1/2-20 UNF	---	763241-6
AC Models				
Model No.	Capacity	Thread size	with Package	Bulk
			Part No.	Part No.
6501X, DP2011	0.8-6.5mm	3/8-24 UNF	193203-4	763156-7
6408, 6510LVR, DA3010F, DA3011	0.8-10mm	3/8-24 UNF	192016-0 192034-8 (USA)	763132-1
6408	1.5-10mm	3/8-24 UNF	---	763186-8
6413	0.8-10mm	3/8-24 UNF	---	763242-4
6510LVR	1.5-10mm	3/8-24 UNF	192053-4	763107-0
DF0300, HP0300	1.0-10mm	1/2-20 UNF	---	766012-0
DP3003	0.8-10mm	1/2-20 UNF	193226-2 193227-0 (USA)	763144-4
DP4001, DP4003	1.5-13mm	1/2-20 UNF	192956-2 192957-0 (USA)	763140-2
DP4011, HP2050, HP2050F, HP2051, HP2051F, HP2070, HP2070F, HP2071, HP2071F	1.5-13mm	1/2-20 UNF	194254-0	763195-7
6300-4, DP4700	1.5-13mm	1/2-20 UNF	192892-2	763130-5
HP1631, HP1641, HP1641F	1.5-13mm	1/2-20 UNF	196193-0	766017-0

## Drill chuck



\*with Chuck key  
 \*\*without Chuck key  
 \*\*\*without key with hex.socket head bolt M6X25 & nord-lock washer 6 x2  
 \*\*\*\*without key with hex.socket head bolt M6X25 & spring washer 6  
 press fit  
 jacobs taper No.3  
 DC Models

Model No.	Drill chuck				Chuck key
	Capacity (mm)	Thread size	with Package	Bulk	
			Part No.	Part No.	Part No.
DDA350	1.5-10	---	---	763174-5	763415-9
DDA450Z	2.0-13	1/2-20 UNF	*193822-6	763183-4	763259-7 (763430-3)
DA001G, DDA460, DG001G, DG460D	2.0-13	---	---	763250-5	763251-3
UT131D	1.5-13	1/2-20 UNF	*196008-1	766016-2	763448-4
AC Models					
Model No.	Drill chuck				Chuck key
	Capacity (mm)	Thread size	with Package	Bulk	
			Part No.	Part No.	Part No.
6501, DD2020, DP2010	6.5	3/8-24 UNF	**192887-5	763077-3	763418-3
	6.5	3/8-24 UNF	**192888-3		
6407, 6510LVR	0.8-10	3/8-24 UNF	---	763136-3	763423-0
HP1230	1.5-10	3/8-24 UNF	---	763067-6	763415-9
6412	1.5-13	3/8-24 UNF	---	763079-9	763418-3
6411, 6412	1.5-13	3/8-24 UNF	---		763447-6
HP1630	1.5-13	1/2-20 UNF	*195081-8 *195430-9	763161-4	763441-8
HP1630, HP1640, HP1640F	1.5-13	1/2-20 UNF	*196008-1	766016-2	763448-4
DP4000, DS4011, DS4012, HP2050, HP2050F, HP2051, HP2051F, HP2070, HP2070F, HP2071, HP2071F	2.0-13	1/2-20 UNF	*193822-6	763183-4	763430-3 (763259-7)
6300-4, 6300T, 6301, 6305, DP4002, DP4700, DS4010, DS4011, DS4012, 8406, 8406C, 8416, HP1300S, HP2010N, HP2032, HP2050, HP2050F, HP2070, HP2070F	2.0-13	1/2-20 UNF	**192877-8	763047-2	763432-9 798341-3
DA3010, DA3010F	1.5-10	---	---	763174-5	763415-9
6302H, 6303H, DP4000, DP4002	2.0-13	1/2-20 UNF	**193228-8 **193229-6	763145-2	763434-5
DP4010, HP2050, HP2050F, HP2051, HP2051F, 6300-4, DP4700, DS5000, HP2070, HP2070F	2.0-13	1/2-20 UNF	*193067-6	763147-8	763430-3
DS5000	3.0-16	1/2-20 UNF	---	763254-7	763443-4
DA4000LR, DA4031, DS4000, 6304LR	1.5-13	---	---	763160-6	763434-5
		(Press fit)	193319-5		
6304LR, DA4000LR	2.0-13	---	---	763159-1	763432-9 / 798341-3
		(Press fit)	193318-7		
6016	16	---	---	763011-3	763429-8
		(jacobs taper No.3)			

# Screwing/Drilling

## Phillips bit



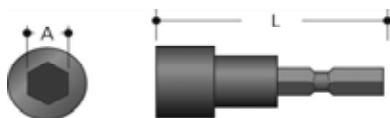
N Type

Size	L (mm)	Type	Per pkg.	Part No.
No.2	45	NZ	3	798308-1
No.2	45	NZ-Hard	1	784229-3
No.3	45	NZ	3	798310-4

## Socket bit

1 per pkg.

\*For self drilling screw  
\*\*Magnetic socket bit



Bolt Size	A (mm)	L (mm)	Type	Part No.
M4	7	55	NZ	784402-5
M5	8	55	NZ	784403-3
1/4"	3/8"	55	NZ	*784404-1
3/16"	5/16"	55	NZ	**784808-7
1/4"	3/8"	55	NZ	**784809-5
M6	10	55	NZ	784405-9
M8	13	55	NZ	784408-3
M8	14	55	NZ	784409-1




Front cap	
Size	Part No.
12	322070-2
15.5	322069-7

## Magnetic socket bit

DIN, E Form, M Type

\*Non-magnetic socket bit



Bolt Size	A (mm)	L (mm)	Type	Part No.
L=50mm bit				
Magnetic bit holder + C Form (L=25mm)				
1/8"	1/4"	65	MZ	784803-7
3/16"	5/16"	65	MZ	784804-5
M5	8mm	65	MZ	*784415-6
1/4"	3/8"	65	MZ	784802-9
M6	10mm	65	MZ	784806-1
1/2"	7/16"	65	MZ	784805-3
1/2"	7/16"	65	MZ	*784414-8



Front cap	
Size	Part No.
-	322120-3
12	322263-1
1/4"	322124-5
5/16"	322125-3
3/8"	322119-8
7/16"	322126-1

FS2700




## Magnetic socket bit

1 per pkg.

\*Non-magnetic socket bit



Bolt Size	A (mm)	L (mm)	Type	Part No.
1/8"	1/4"	65	MZ	784803-7
3/16"	5/16"	65	MZ	784804-5
M5	8mm	65	MZ	*784415-6
1/4"	3/8"	65	MZ	784802-9
M6	10mm	65	MZ	784806-1
1/2"	7/16"	65	MZ	784805-3
1/2"	7/16"	65	MZ	*784414-8



Locator assembly	
Size	Part No.
1/4"	197028-8
5/16"	197026-2
3/8"	197027-0

FS2500





FS2701



## Drill chuck assembly










Shape	Description	Model No.	Part No.
	DRILL CHUCK ASSEMBLY	DHR165, DHR171, DHR182, DHR202, DHR242, DHR243, DHR263, DHR264, DHR280, DHR281, DHR282, DHR283, HR001G, HR002G, HR003G, HR004G, HR007G, HR140D, HR166D, HR2230, HR2300, HR2320T, HR2460, HR2460F, HR2470, HR2470F, HR2470FT, HR2470T, HR2475, HR2600, HR2601, HR2630, HR2630T, HR2631F, HR2631FT, HR2641, HR2652, HR2653, HR2653T, HR2663, HR2800, HR2810, HR2810T, HR2811F, HR2811FT, HR3001C, HR3011FC, HR3012FC	122574-2
	DRILL CHUCK SET	HR001G, HR002G, HR003G, HR004G, HR007G, HR2230, HR2460, HR2470, HR2470F, HR2475, HR2630, HR2631F, HR2652, HR2810, HR3001C, HR3011FC, HR3012FC	194041-7


## Quick change drill chuck set


For faster drill bit change



Shape	Description	Model No.	Part No.
	DRILL CHUCK SET	DHR243, DHR264, HR2320T, HR2470FT, HR2470T, HR2630T, HR2631FT, HR2653T, HR2810T, HR2811FT	194079-2
	DRILL CHUCK SET	HR3210FCT	194568-7
-	DRILL CHUCK SET	HR2630T, HR2631FT	196173-6
	DRILL CHUCK SET	DHR281, DHR283, HR002G, HR004G	199139-5
	TOOL HOLDER SET	HR3012FC	191F47-2
	TOOL HOLDER SET	DHR243, DHR264, HR2320T, HR2470FT, HR2470T, HR2630T, HR2631FT, HR2653T, HR2810T, HR2811FT	194080-7
	TOOL HOLDER SET	HR3210FCT	194578-4
	TOOL HOLDER SET	DHR281, DHR283, HR002G, HR004G	199138-7


## Dust cup

Shape	Description	Bit Dia. (mm)	Part No.
	DUST CUP	5	421342-3

Shape	Description	Bit Dia. (mm)	Part No.
	DUST CUP	9	421664-1

## Spacer set

Placed in-between the bearing retainer and the safety cover.

Shape	Description	Model No.	Part No.
	SPACER SET	HR3001C, HR3011FC	191L91-5

## Dust extraction system set

For cleaner work environment



Description	Model No.	Part No.		
DX01	DHR242	195896-3	195899-7	195898-9
		195897-1	195900-8	
DX02	DHR243	195902-4	195905-8	195907-4
		195903-2	195906-6	195908-2
		195904-0		
DX03	DHR280, DHR282	199122-2	199125-6	199124-8
		199123-0	199126-4	
DX04	DHR281, DHR283	199127-2	199129-8	
		199128-0	199130-3	

## Hammer drilling/chiselling

Description	Model No.	Part No.		
		DX06	DHR242	199560-8
DX07	DHR243	199561-6	199565-8	199568-2
		199563-2	199566-6	199850-9
		199569-0	199572-1	199575-5
DX08	DHR280, DHR282	199570-5	199573-9	199576-3
		199571-3	199574-7	
DX09	DHR281, DHR283	199556-9	199578-9	199580-2
		199577-1	199579-7	199581-0
DX10	HR3011FC	199558-5	199583-6	199585-2
		199582-8	199584-4	
DX11	HR3012FC	191F94-3	191F98-5	191F97-7
		191F95-1	191F96-9	
DX12	HR001G, HR003G	191G00-4	191G02-0	
		191G01-2	191G03-8	
DX12	HR003G	191E50-7	191E53-1	
DX12	HR001G	191E52-3	191E54-9	
DX14	HR002G	191E51-5		
DX14	HR002G, HR004G	191E55-7		
		191E56-5	191E61-2	
DX15	HR007G	191E58-1	191E60-4	
		191E59-9		
DX15	HR007G	191V49-4	191X40-4	191X42-0
		191X39-9	191X41-2	

### Dust case for dust extraction system


For cleaner work environment



Description	Part No.
DX10, DX11	191F49-8
DX10, DX11	191F50-3
DX06, DX07, DX08, DX09, DX12, DX14	199555-1
DX15	199586-0
DX15	199587-8
DX15	199588-6
DX01, DX02, DX03, DX04	199977-5

### Filter for dust extraction system

For cleaner work environment

Shape	Description	Part No.
	DX01, DX07, DX08, DX09, DX10, DX11, DX12, DX14, DX15	199557-7



### Sealing cap for dust extraction system

Shape	Description	Part No.
	DX06, DX07, DX08, DX09, DX10, DX11, DX12, DX14	424474-5

### Depth gauge for hammer drills

For increased drilling consistency



Shape	Description	Model No.	Part No.
	DEPTH GAUGE	DHR202, DHR241, DHR242, DHR243, DHR263, DHR264, DHR280, DHR281, DHR282, DHR283, HP1630, HP1631, HP1640, HP1641, HP1641F, HP2050, HP2050F, HP2051, HP2051F, HP2070, HP2070F, HP2071, HP2071F, HR2230, HR2460, HR2460F, HR2470, HR2470F, HR2470FT, HR2470T, HR2475, HR2652, HR2653, HR2653T, HR2663, HR2800, HR2810, HR2810T, HR2811F, HR2811FT	324219-0
	DEPTH GAUGE	DHR165, DHR171, DHR182, HP1230, HR140D, HR166D, HR1840, HR1841F	415486-9

# Hammer drilling/chiselling

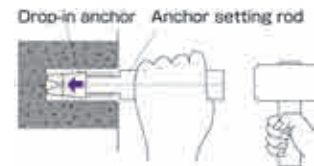
## Side grip, handle for hammer drills

For increased maneuverability



Shape	Description	Model No.	Part No.
	GRIP BASE SET	DHR165, DHR171, DHR182, HR140D, HR166D, HR1840, HR1841F	194581-5
	GRIP BASE SET	DHR202, DHR241, DHR263, DHR264, HR2470, HR2470F, HR2475	194582-3
	GRIP BASE SET	HR2230, HR2460, HR2460F	194583-1
	SIDE GRIP SET	HR166D	191D07-2
	SIDE HANDLE SET	DHR400, HR005G, HR4003C, HR4013C	196792-8

## Anchor setting rod



Size	Part No.		
NO.2	765014-3, 765016-9	NO.3	765018-5
NO.2.5	765015-1, 765017-7	NO.4	765019-3

## Tool catcher

Enables to hook the machine quickly on a snap hook of waist belt.



Shape	Description	Model No.	Part No.
	TOOL HANGER SET	HR3001C, HR3011FC, HR3012FC	191F45-6
	TOOL HANGER SET	DHR182	199593-3

## Oil supply, grease vessel

Designed to keep the shank of the bit lubricated for more efficient results.



Shape	Description	Model No.	Size	Part No.
	GREASE VESSEL SET	DHR202, HK0500, HR140D, HR166D, HR2230, HR2460, HR2460F, HR2470, HR2470F, HR2470FT, HR2470T, HR2800, HR2810, HR2810T, HR2811F, HR2811FT, HR3200C, HR3210C, HR3210FCT, HR3530, HR3540C, HR3541FC, HR4002, HR4501C, HR4510C, HR4511C	95 ml	181573-3
-	GREASE VESSEL SET	DHR202, HK0500, HR166D, HR2230, HR2460, HR2460F, HR2470, HR2470F, HR2470FT, HR2470T, HR2800, HR2810, HR2810T, HR2811F, HR2811FT, HR4002	-	183126-4
	GREASE VESSEL SET	HM1203C, HM1213C, HM1214C, HR2475, HR3200C, HR3210C, HR3210FCT	100 ml	194659-4
	GREASE VESSEL SET	DHK180, DHR242, DHR243, DHR263, DHR264, DHR280, DHR281, DHR282, DHR283, DHR400, HM001G, HM002G, HM0870C, HM0871C, HM1101C, HM1111C, HM1203C, HM1205C, HM1213C, HM1214C, HR001G, HR002G, HR003G, HR004G, HR005G, HR006G, HR007G, HR2300, HR2320T, HR2475, HR2600, HR2601, HR2630, HR2630T, HR2631F, HR2631FT, HR2641, HR3001C, HR3011FC, HR3012FC, HR3200C, HR3210C, HR3210FCT, HR3540C, HR3541FC, HR4002, HR4003C, HR4013C, HR4501C, HR4510C, HR4511C, HR5202C, HR5212C	100 ml	194683-7
	GREASE VESSEL SET		100 ml	198993-4

## Hammer drilling/chiselling

Shape	Description	Model No.	Size	Part No.
	GREASE VESSEL SET	HK0500, HR3200C, HR3210C, HR3210FCT, HR3540C, HR3541FC	30 ml	197793-9
	OIL VESSEL SET	DHK180, DHR400, HK0500, HK1810, HK1820, HM001G, HM002G, HM0810, HM0810B, HM0810T, HM0830, HM0870C, HM0871C, HM1101C, HM1111C, HM1201, HM1203C, HM1205C, HM1213C, HM1214C, HM1307C, HM1307CB, HM1317C, HM1317CB, HM1501, HM1502, HM1511, HM1512, HM1802, HM1812, HR005G, HR006G, HR2230, HR2460, HR2460F, HR2470, HR2470F, HR2470FT, HR2470T, HR2800, HR2810, HR2810T, HR2811F, HR2811FT, HR3001C, HR3011FC, HR3012FC, HR3200C, HR3210C, HR3210FCT, HR3530, HR3540C, HR3541FC, HR4002, HR4003C, HR4013C, HR4030C, HR4041C, HR4501C, HR4510C, HR4511C, HR5202C, HR5212C	30 ml	181490-7
-	OIL VESSEL SET (EAC)	DHK180, DHR400, HM001G, HM002G, HM0870C, HM0871C, HM1101C, HM1111C, HM1203C, HM1213C, HM1214C, HM1307C, HM1307CB, HM1317C, HM1317CB, HM1501, HM1502, HM1511, HM1512, HR005G, HR006G, HR2800, HR2810, HR2811F, HR2811FT, HR3200C, HR3210C, HR3210FCT, HR3540C, HR3541FC, HR4003C, HR4013C, HR4501C, HR4510C, HR4511C, HR5202C, HR5212C	30 ml	183D90-3
-	OIL VESSEL SET	DHR171, DHR182, DHR202, DHR241, DHR242, DHR243, DHR263, DHR264, DHR280, DHR281, DHR282, DHR283, HR001G, HR002G, HR003G, HR004G, HR140D, HR166D, HR1840, HR1841F, HR2230, HR2300, HR2320T, HR2460, HR2460F, HR2470, HR2470F, HR2470FT, HR2470T, HR2475, HR2600, HR2601, HR2630, HR2630T, HR2631F, HR2631FT, HR2641, HR2652, HR2653, HR2653T, HR2663	30 ml	195127-0

### Hammer service kit

Essential for effective hammer maintenance



Model No.	Part No.
DHK180	191C39-3
HR3001C, HR3011FC	191F03-2
HR3012FC	191F05-8
HR5202C, HR5212C	191K75-7
HM1501, HM1502, HM1511, HM1512	191M24-6
HR005G	191N29-2
HM001G	191N57-7
HM0810, HM0810T	193242-4
HK1810	193394-1
HK0500	193397-5
HM1307C, HM1307CB, HM1317C, HM1317CB	195103-4
HR2300, HR2600	195105-0
HR2320T, HR2630T	195106-8
HR2601	195107-6
HR2631FT, HR2653T	195108-4
HR2475	195109-2
HM0870C, HM0871C	195113-1
HM1203C, HM1205C, HM1213C, HM1214C	195114-9
HR2475	195116-5
DHR263, DHR264	195189-8
HR3540C, HR3541FC	195192-9
DHR202, DHR241	195193-7
HK1820	195194-5
HR4002	195195-3
HR3200C, HR3210C, HR3210FCT	195199-5
HM0830	195200-6
HM1306	195203-0
HR2800, HR2810, HR2810T, HR2811F, HR2811FT	195206-4
HR4030C	195207-2
DHR165	195208-0

Model No.	Part No.
HR4041C	195209-8
HR4501C, HR4510C, HR4511C	195210-3
HR3530	195211-1
HM1306	195212-9
HM1101C, HM1111C	195260-8
HR2230, HR2460, HR2460F, HR2470, HR2470F, HR2470FT, HR2470T	195263-2
DHR242, DHR281, DHR283, HR002G, HR004G	195833-7
DHR243	195834-5
HR5202C, HR5212C	196865-7
HR2641, HR2663	196965-3
HR2641, HR2663	196966-1
HR2631F, HR2653	196967-9
HR2630, HR2652	196968-7
HM1802, HM1812	197127-6
DHR400, HR4003C, HR4013C	197298-9
DHR171, HR140D, HR166D	198564-7
HR1840, HR1841F	198626-1
HR1840, HR1841F	198627-9
HR1840, HR1841F	198628-7
DHR280, DHR282, HR001G, HR003G	199233-3
DHR182	199544-6
DHK180	191C40-8
HR3001C, HR3011FC	191F04-0
DHR400, HR4003C, HR4013C	191G90-7
HR5202C, HR5212C	191K76-5
HR005G	191N30-7
HM001G	191N56-9
HR006G	191N80-2
DHR182	199545-4



## Inner flange & Lock nut

(For depressed center wheel, diamond wheel and Cutting wheel)

\* Ezynut (Toolless Lock nut) 20 pcs. set :195462-6

\* Do not use Ezynut with Makita Super Flange or Makita angle grinder with "F" on the end of the model No. Those flanges are so thick that the entire threaded cannot be retained by the spindle. Applicable models: Makita 180mm/230mm angle grinders, and following models equipped with M14 spindle

Wheel size	Brake	Models	Spindle thread	for Depressed center wheel (Type:27, 28, 29)			for Abrasive cut-off wheel (Type:42)				for diamond cut-off wheel			Lock nut		Ezynut (Toolless Lock nut)		
				Size	Arbor size (mm)	Inner flange Part No.	Size	Arbor size (mm)	Inner flange Part No.	Outer flange Part No.	Size	Arbor size (mm)	Inner flange Part No.	Size	Part No.	Part No.		
100mm	Without Brake System		M10x1.5	30	16	224314-5	30	16	224314-5	-	30	16/20	224314-5	30	224559-5	-		
			M10x1.25	30	16	224270-9	30	16	224270-9	-	30	16/20	224270-9	10-30	224578-1	-		
			M10x1.25	35	16 (5/8")	224377-1	35	16 (5/8")	224377-1	-	35	16 (5/8")	224377-1	10-35	224573-1	-		
			M10x1.5	29	16	224491-3	29	16	224491-3	-	29	16/20	224491-3	10-29	224493-9	-		
			M10x1.5	30	15/16	224407-8	30	15/16	224407-8	-	30	15/16	224407-8	30	224559-5	-		
	With Brake System		M10x1.5	30	16	224483-2	30	16	224483-2	-	30	16/20	224483-2	30	224559-5	-		
115mm/ 125mm	Without Brake System	-	Super Flange	M14x2 (DIN)	45		224490-5	45	22.23 (7/8")	224490-5	-	45	22.23 (7/8")	224490-5	14-45	224485-8 224554-5	*195354-9	
					47		192227-7	47	22.23 (7/8")	192227-7	-	47	22.23 (7/8")	192227-7	14-45	224485-8 224554-5	-	
					45	22.23 (7/8")	191W78-3	45	22.23 (7/8")	191W78-3	-	45	22.23 (7/8")	191W78-3	5/8-45	224568-4	-	
					45		224490-5	45	22.23 (7/8")	224490-5	-	42	22.23 (7/8")	224490-5	14-45	224485-8 224554-5	*195354-9	
					42 45		224415-9 224490-5	42 45	22.23 (7/8") 22.23 (7/8")	224415-9 224490-5	-	42 45	22.23 (7/8") 22.23 (7/8")	224415-9 224490-5	14-45	224485-8 224554-5	*195354-9	
	With Brake System	-	M14x2 (DIN)	42	22.23 (7/8")	224447-6	42	22.23 (7/8")	224447-6	-	42	22.23 (7/8")	224447-6	14-45	224485-8 224554-5	*195354-9		
	-	5/8"-11 UNC	45B	22.23 (7/8")	224448-4	45	22.23 (7/8")	224448-4	-	45B	22.23 (7/8")	224448-4	5/8-45	224568-4	-			
	150mm	Without Brake System	-	Super Flange	M14x2 (DIN)	42	22.23 (7/8")	224415-9	42	22.23 (7/8")	224415-9	-	42	22.23 (7/8")	224415-9	14-45	224485-8 224554-5	*195354-9
47						22.23 (7/8")	192227-7	47	22.23 (7/8")	192227-7	-	47	22.23 (7/8")	192227-7	14-45	224554-5	-	
82						22.23 (7/8")	224602-0	45	22.23 (7/8")	191W78-3	-	45	22.23 (7/8")	191W78-3	5/8-45	224568-4	-	
45						22.23 (7/8")	191W78-3	45	22.23 (7/8")	191W78-3	-	45	22.23 (7/8")	191W78-3	5/8-45	224568-4	-	
42						22.23 (7/8")	224490-5	42	22.23 (7/8")	224490-5	-	42	22.23 (7/8")	224490-5	14-45	224485-8 224554-5	*195354-9	
45						22.23 (7/8")	224415-9 224490-5	42 45	22.23 (7/8") 22.23 (7/8")	224415-9 224490-5	-	42 45	22.23 (7/8") 22.23 (7/8")	224415-9 224490-5	14-45	224485-8 224554-5	*195354-9	
With Brake System		-	M14x2 (DIN)	42	22.23 (7/8")	224415-9	42	22.23 (7/8")	224415-9	-	42	22.23 (7/8")	224415-9	14-45-8.5 14-45-8.5 14-45-11	224485-8 224554-5 224543-0	*195354-9		
-		M14x2 (DIN)	45	22.23 (7/8")	224490-5	45	22.23 (7/8")	224490-5	-	45	22.23 (7/8")	224490-5	14-45-8.5 14-45-8.5 14-45-11	224485-8 224554-5 224543-0	*195354-9			
180mm / 230mm	Without Brake System	-	Super Flange	M14x2 (DIN)	47	22.23 (7/8")	192227-7	47	22.23 (7/8")	192227-7	-	47	22.23 (7/8")	192227-7	14-45-8.5 14-45-8.5 14-45-11	224485-8 224554-5 224543-0	-	
					89	22.23 (7/8")	224317-9	5/8- 78	22.23 (7/8")	224255-5	224256-3	45	22.23 (7/8")	191W78-3	5/8-45	224568-4 224486-6	-	
					45	22.23 (7/8")	191W78-3	45	22.23 (7/8")	191W78-3	-	45	22.23 (7/8")	191W78-3	5/8-45	224568-4 224486-6	-	
					42	22.23 (7/8")	224415-9 224490-5	14- 78	22.23 (7/8")	224257-1	224256-3	42 45	22.23 (7/8")	224415-9 224490-5	14-45-8.5 14-45-8.5 14-45-11	224485-8 224554-5 224543-0	-	
					45	22.23 (7/8")	224490*5	45	22.23 (7/8")	224490-5	-	45	22.23 (7/8")	224490*5	14-45-8.5 14-45-8.5 14-45-11	224485-8 224554-5 224543-0	*195354-9	
					40	22	224029-4	40	22	224029-4	-	40	22	224029-4	16-40	224521-0	-	
					47	22	122482-7	47	22	122482-7	-	47	22	122482-7	16-45	224487-4 224546-4	-	
					-	-	-	-	-	-	-	-	47	22.23 (7/8")	192227-7	14-45-8.5	224485-8 224554-5	-
					-	-	-	-	-	-	-	-	47	22.23 (7/8")	126601-7	5/8-45	224568-4 224486-6	-
					-	-	-	-	-	-	-	-	47	22	122482-7	16-45	224487-4 224546-4	-
	With Brake System	GA7070, GA7071, GA9070, GA9071		M14 x 2 (DIN)	42B	22.23 (7/8")	224447-6	42B	22.23 (7/8")	224447-6	-	42B	22.23 (7/8")	224447-6	14-45-8.5	224485-8 224554-5	*195354-9	
				5/8"-11 UNC	89	22.23 (7/8")	224500-8	5/8- 78	22.23 (7/8")	224589-6	224256-3	45B	22.23 (7/8")	224448-4	5/8-45	224568-4 224486-6	-	
				5/8"-11 UNC	45B	22.23 (7/8")	224448-4	45B	22.23 (7/8")	224448-4	-	45B	22.23 (7/8")	224448-4	5/8-45	224568-4 224486-6	-	
				M14 x 2 (DIN)	42B	22.23 (7/8")	224447-6	14- 78	22.23 (7/8")	224499-7	224256-3	42B	22.23 (7/8")	224447-6	14-45-8.5	224485-8 224554-5	*195354-9	
M14 x 2 (DIN)				45B	22.23 (7/8")	224488-2	45B	22.23 (7/8")	224488-2	-	45B	22.23 (7/8")	224488-2	14-45-8.5	224485-8 224554-5	*195354-9		
M16 x 2				46B	22	224595-4 224595-1	46	22	224595-4	-	46	22	224595-4	16-45	224497-4 224487-4	-		
GA7070, GA7071, GA9070, GA9071 + Dust collection wheel guard type D (Super Flange)		M14 x 2 (DIN)	-	-	-	-	-	-	-	45CC	22.23 (7/8")	EU : 198678-2 198675-8	14-45-8.5	224485-8 224554-5	-			
		5/8"-11 UNC	-	-	-	-	-	-	-	45CA	22.23 (7/8")	198676-6	5/8-45	224568-4 224486-6	-			
		M16 x 2	-	-	-	-	-	-	-	-	42CB	22	198677-4	16-45	224497-4 224487-4	-		

## Grinding/Sanding/Polishing

## Cordless Models

\* Ezynut (Toolless Lock nut) 20 pcs. set:195462-6

\* Do not use Ezynut with Makita Super Flange Those flanges are so thick that the entire threaded cannot be retained by the spindle.

Applicable models: Makita 180mm/230mm angle grinders, and following models equipped with M14 spindle

Wheel size	Brake	Models	Spindle thread	for Depressed center wheel (Type:27, 28, 29)			for Abrasive cut-off wheel (Type:42)				for diamond cut-off wheel			Lock nut		Ezynut (Toolless Lock nut)	
				Size	Arbor size (mm)	Inner flange Part No.	Size	Arbor size (mm)	Inner flange Part No.	Outer flange Part No.	Size	Arbor size (mm)	Inner flange Part No.	Size	Part No.		Part No.
																Part No.	
100mm	Without Brake System		M10 x 1.5	30	16	224314-5	30	16	224314-5	-	30	16/20	224314-5	10-30	224559-5	-	
			M10 x 1.5	29	16	224491-3	29	16	224491-3	-	29	16/20	224491-3	10-29	224610-1	-	
			M10 x 1.5	30	15/16	224407-8	30	15/16	224407-8	-	30	15/16	224407-8	10-30	224559-5	-	
	With Brake System		M10 x 1.5	30	16	224483-2	30	16	224483-2	-	30	16/20	224483-2	10-30	224559-5	-	
			M10 x 1.5	29B	16	224492-1	29B	16	224492-1	-	29B	16	224492-1	10-29	224610-1	-	
			M10 x 1.5	30B	15	224452-3	30B	15	224452-3	-	30B	15/20	224452-3	10-30	224559-5	-	
			M10 x 1.5	30	16	224483-2	30	16	224483-2	-	30	16/20	224483-2	10-30	224559-5	-	
115mm/125mm	Without Brake System	Super Flange	M14 x 2 (DIN)	45	22.23 (7/8")	224490-5	45	22.23 (7/8")	224490-5	-	45	22.23 (7/8")	224490-5	14-45	224485-8 224554-5	*195354-9	
				42	22.23 (7/8")	224415-9	42	22.23 (7/8")	224415-9	-	42	22.23 (7/8")	224415-9	14-45	224485-8 224554-5	*195354-9	
				47	22.23 (7/8")	192227-7	47	22.23 (7/8")	192227-7	-	47	22.23 (7/8")	192227-7	14-45	224485-8 224554-5	-	
				45	22.23 (7/8")	224490-5	45	22.23 (7/8")	224481-6	-	45	22.23 (7/8")	224481-6	14-45	224485-8 224554-5	*195354-9	
	With Brake System		M14 x 2 (DIN)	42B	22.23 (7/8")	224447-6	42B	22.23 (7/8")	224447-6	-	42B	22.23 (7/8")	224447-6	14-45	224485-8 224554-5	*195354-9	
				45B	22.23 (7/8")	224488-2	45B	22.23 (7/8")	224488-2	-	45B	22.23 (7/8")	224488-2	14-45	224485-8 224554-5	*195354-9	
				42B	22.23 (7/8")	224447-6	42B	22.23 (7/8")	224447-6	-	42B	22.23 (7/8")	224447-6	14-45	224485-8 224554-5	*195354-9	
	Without Brake System		5/8"-11 UNC	45	22.23 (7/8")	191W78-3	45	22.23 (7/8")	191W78-3	-	45	22.23 (7/8")	191W78-3	5/8-45	224568-4 224486-6	-	
				With Brake System	45B	22.23 (7/8")	224448-4	45	22.23 (7/8")	224448-4	-	45B	22.23 (7/8")	224448-4			-
	150mm	With Brake System		M14 x 2 (DIN)	45B	22.23 (7/8")	224488-2	45B	22.23 (7/8")	224488-2	-	45B	22.23 (7/8")	224488-2	14-45	224485-8 224554-5	*195354-9
				5/8"-11 UNC	45B	22.23 (7/8")	224448-4	45B	22.23 (7/8")	224448-4	-	45B	22.23 (7/8")	224448-4	5/8-45	224568-4 224486-6	-
	180mm/230mm	With Brake System		M14 x 2 (DIN)	42B	22.23 (7/8")	224447-6	42B	22.23 (7/8")	224447-6	-	42B	22.23 (7/8")	224447-6	14-45	224485-8 224554-5	*195354-9
M14 x 2 (DIN)				42B	22.23 (7/8")	224447-6	14-78	22.23 (7/8")	224499-7	224256-3	42B	22.23 (7/8")	224447-6	14-45	224485-8 224554-5	*195354-9	
M14 x 2 (DIN)				45B	22.23 (7/8")	224488-2	45B	22.23 (7/8")	224488-2	-	45B	22.23 (7/8")	224488-2	14-45	224485-8 224554-5	*195354-9	
5/8"-11 UNC				89	22.23 (7/8")	224500-8	5/8-78	22.23 (7/8")	224589-6	224256-3	45B	22.23 (7/8")	224448-4	5/8-45	224568-4 224486-6	-	
5/8"-11 UNC				45B	22.23 (7/8")	224448-4	45B	22.23 (7/8")	224448-4	-	45B	22.23 (7/8")	224448-4	5/8-45	224568-4 224486-6	-	
M16 x 2				46B	22	224595-1	46	22	224595-4	-	46	22	224595-4	16-45	224487-4	-	
Dust collection wheel guard type D (Super Flange)				M14 x 2 (DIN)	-	-	-	-	-	-	-	45CC	22.23 (7/8")	EU : 198678-2 198675-8	14-45	224485-8 224554-5	-
		5/8"-11 UNC	-	-	-	-	-	-	-	45CA	22.23 (7/8")	198676-6	5/8-45	224568-4 224486-6	-		
		M16 x 2	-	-	-	-	-	-	-	42CB	22	198677-4	16-45	224487-4	-		

## Wheel guard

Bearing box type

A: Triple notches, B: Single notch

C: Twin notches, D: 5 notches

\*Toolless type

\*\*UP to 180mm size cup diamond wheel

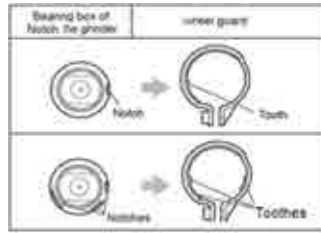
\*\*\*Inner flange 45CA/42CB/45CC is also necessary.

\*\*\*\*Inner flange 47(P/N:122482-7) is also necessary.

\*\*\*\*\*Inner flange 47(P/N:126601-7) is also necessary.

\*\*\*\*\*Wheel Size own 125mm→115mm

\*\*\*\*\*Lprofile type

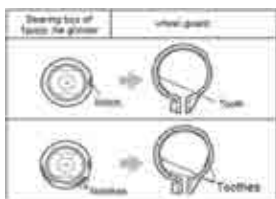


Wheel size	Models	Bearing box type	market	for Depressed center wheel (Type:27, 28)/ Diamond wheel/ Strip disk			for Depressed center wheel with threaded arbor 5/8" -11 UNC (Type:27)		for Abrasive cut-off wheel (Type:42)		Dust collection wheel guard for diamond wheel		Dust collection wheel guard for cup diamond wheel				
				Type	Part No.	Attachment for Abrasive cut-off wheel (Type:42)	Type	Part No.	Type	Part No.	Type	Part No.	Part No.				
100mm		Triple notches	---	Toolless 100K	122893-6	---	---	---	Standard 100C	122909-7	A	198414-6	---				
				Standard 100AK	125885-4	191V54-1					C	199294-3					
				Standard 100K	122885-5 *****	---											
		Single notch	---	Standard 100	125266-2 *****	---	---	---	Standard 100	192626-3	A	198413-8					
												C		199295-1			
		5 notches	---	New Toolless 100	154755-0 *****	---	---	---	Standard 100	164910-6	A	192212-0					
GA4051R	---	---	---	---	191V54-1	---	---	New Toolless 100C	162555-4*	---	---						
115mm		Triple notches	---	Toolless 115AK	123144-0	199709-0	Toolless 115AK	123144-0	Standard 115CK	122910-2	A	---	195238-1 195239-9(EU)				
				Standard 115AK	123098-1	199709-0					Standard 115AK	123098-1		---	---		
		Single notch	---	Toolless 115	135107-4	---	---	---	Standard 115	122642-1	A	---	195237-3 195250-1				
				Standard 115	125267-0	---						B		---			
		5 notches	---	New Toolless 115	347479-7	---	New Toolless 115	347479-7	New Toolless 115C	162556-2	---	---	---				
125mm		Triple notches	---	Toolless 125AK	123145-8	199710-5	Toolless 125AK	123145-8	Toolless 125CK	122905-5	A	198416-2	195238-1 195239-9 (EU)				
				Standard 125AK	123099-9	199710-5					Standard 125AK	123099-9		Standard 125CK	122911-0	C	196845-3
				Standard 125K	122887-1	---											
		Single notch	---	Toolless 125	163474-7	---	---	---	---	---	A	198415-4	195237-3 195250-1				
												B		192968-5 192972-4			
		5 notches	---	New Toolless 125	347480-2	---	New Toolless 125	347480-2	New Toolless 125C	162557-0	C	191G06-2					
150mm		Triple notches	---	Toolless 150AK	123146-6	191V56-7 191X09-8	---	---	Standard 150CK	122912-8	---	---	---				
				Standard 150AK	123230-7	191V56-7 191X09-8	---	---									
		Single notch	---	Toolless 150	135110-5	---	---	---	Standard 150BC	143190-7	---	---	---				
				Standard 150	135192-7	---	---	---									
180mm		Triple notches	---	Toolless 180K	122846-5	---	---	---	Standard 180CK	122914-4	D	198514-2	195384-0 195385-8				
				Standard 180K	122889-7	---	---	---									
		Single notch	---	Toolless 180	163446-2	---	---	---	---	---	---	---	---				
				Standard 180	165215-7	---	---	---				B	194303-3				
		Twin notches	---	Standard 180	154674-0	---	---	---	---	---	B	194303-3	195387-4 195388-2				
230mm		Triple notches	---	Standard 230K	122891-0	---	---	---	Standard 230CK	122913-6	D	198379-2 198440-5(EU)	195384-0** 195385-8**				
				Toolless 230K	122847-3	---	---	---									
	9069	Single notch	---	Standard 230	165216-5	---	---	---	---	B	194044-1	---					
	GA9010C	Single notch	---	Toolless 230	163445-4	---	---	---	---	B	194044-1	---					
		Twin notches	---	Standard 230	154672-4	---	---	---	---	---	B	194044-1	195387-4** 195388-2**				
									D	198380-7							

# Grinding/Sanding/Polishing

Cordless Models  
 Bearing box type  
 A: Triple notches  
 B: Single notch  
 D: 5 notches  
 \*Toolless type

\*\*UP to 180mm size cup diamond wheel  
 \*\*\*Inner flange 45CC (P/N:198678-2(EU) / 198675-8) is also necessary.  
 \*\*\*\*Inner flange 45CA (P/N:198676-6) is also necessary.  
 \*\*\*\*\*Inner flange 42CB (P/N:198677-4) is also necessary.



Wheel size	Bearing box type	for Depressed center wheel (Type:27, 28)/ Diamond wheel/ Strip disk			for Depressed center wheel with threaded arbor 5/8" - 11 UNC (Type:27)		for Abrasive cut-off wheel (Type:42)		Dust collection wheel guard for diamond wheel		Dust collection wheel guard for cup diamond wheel
		Type	Part No.	Attachment for Abrasive cut-off wheel (Type:42)	Type	Part No.	Type	Part No.	Type	Part No.	Part No.
100mm	Triple notches	Standard 100AK	125885-4	191V54-1	---	---	Standard 100CK	122909-7	A (CD)	198414-6	---
		Toolless 100K	122893-6	---	---	---	---	---	C (K)	199294-3	---
	5 notches	New Toolless 100	347478-9	191V54-1	---	---	New Toolless 100C	162555-4	---	---	---
115mm	Triple notches	Standard 115AK	123098-1	199709-0	Standard 115AK	123098-1	Standard 115CK	122910-2			195238-1 195239-9(EU)
		Toolless 115AK	123144-0	199709-0	Toolless 115AK	123144-0	---	---			---
	5 notches	New Toolless 115	347479-7	---	New Toolless 115	347479-7	New Toolless 115C	162556-2	---	---	---
125mm	Triple notches	Standard 125AK	123099-9	199710-5	Standard 125AK	123099-9	Standard 125CK	122911-0	A (CD)	198416-2	195238-1 195239-9(EU))
		Toolless 125AK	123145-8	199710-5	Toolless 125AK	123145-8	Toolless 125CK	122905-5	C (K)	196845-3	---
	5 notches	New Toolless 125	347480-2	---	New Toolless 125	347480-2	New Toolless 125C	162557-0	C	191G06-2	191F81-2
150mm	5 notches	New Toolless 150	347776-1	191V57-5 191X09-8	New Toolless 150A	347808-4	New Toolless 150C	140X62-1	---	---	---
180mm	Triple notches	Toolless 180K	122846-5	---	---	---	Standard 180CK	122914-4	D (K)	198514-2****	195384-0
		Standard 180K	122889-7	---	---	---	---	---	---	---	---
	Triple notches	Toolless 180K	122846-5	---	---	---	Standard 180CK	122914-4	D (K)	198514-2****	195384-0
		Standard 180K	122889-7	---	---	---	---	---	---	---	---
	Triple notches	Toolless 180F	127713-9	---	---	---	Standard 180CK	122914-4	D (K)	198514-2****	195384-0
230mm	Triple notches	Standard 230K	122891-0	---	---	---	Standard 230CK	122913-6	D (K-C) (K)	198379-2**** 198440-5 (EU)***	195384-0**
		Toolless 230K	122847-3	---	---	---	---	---	---	---	---
		Triple notches	Standard 230F	127714-7	---	---	---	Standard 230CK	122913-6	D (K-C) (K)	198379-2**** 198440-5(EU)***

Wheel guard for X-LOCK Models

Wheel size	Models	Bearing box type	for Depressed center wheel (Type:27 Type 29) / Diamond wheel / Strip disk		for Abrasive cut-off wheel (Type:42)		Dust collection wheel guard for diamond wheel	
			Type	Part No.	Type	Part No.	Type	Part No.
100mm	DGA419, DGA420	X-LOCK	X-LOCK 100	347616-3	X-LOCK 100	162706-9	---	---
115mm	DGA469	X-LOCK	X-LOCK 115	347617-1	X-LOCK 115	162707-7	---	---
125mm	DGA519, DGA521	X-LOCK	X-LOCK 125	347618-9	X-LOCK 125	162708-5	C	191G05-4

## Wheel guard for wire brush



For Models	Bearing box type	For wire cup brush		For wire bevel brush	
		Cup size	Part No.	Size	Part No.
100mm Angle grinder	Single notch	75mm	192454-6	85mm	192412-2
115mm Angle grinder		90mm	193066-8	---	---

## Side Grip and Loop handle for Angle Grinder



Angle grinder  
\*with bolt & wrench

Wheel size	Models	Thread size	Standard	Rubberized	Anti vibration	Loop handle
100mm 115mm/ 125mm	GA4530 GA4530R GA4534 GA4542C GA4543C GA4550 GA4550R GA4551R GA4552 GA4552R GA4553R 9564P GA4530 GA4534 9564PC 9564PCV GA5030 GA5030R GA5034 GA5040 GA5040C GA5040R GA5041C GA5041R GA5042C GA5043C 9555B 9555HN 9558HN 9558HNR 9558HP 9558NB 9558NBR 9565P 9558PB 9565CV 9565P 9565PC 9565PCV 9565C 9565CV 9565H GA5050 GA5050R GA5051R GA5052 GA5052R GA5053R GA5020 9565PC 9565PCV GA5030 GA5010 DC all model (*Applicable models: DGA402, DGA452)	M8	**153489-2 152490-4	158237-4	194514-0	---
150mm	GA6040 GA6040C 9566CV 9566PC GA6042C GA6010 GA6020 GA6042C DC all model	M8	153489-2	158237-4	194514-0	---
125mm/ 150mm	GA5010 GA5020 GA5020C GA5021 GA5021C GA5020C GA6010 GA6011 GA6020 GA6020C GA6021 GA6021C GA6020C	M8	153504-2	158237-4	194514-0	*194483-5
	9005B 9005BZ 9005N 9015B 9006N	M12	152492-0	---	---	---
180mm/ 230m	GA7911	M12	152492-0	---	---	---
	GA7010C GA7011C GA7012C GA7012C GA7050 GA7050R 9067 9617 GA9010C GA9012C GA9050 GA9050R 9069 9069S	M14	152539-0	---	194543-3	---
	GA7020 GA7020R GA7020S GA7030 GA7030R GA7030S GA7031 GA7040 GA7040R GA7040S GA7021 GA9020 GA9020R GA9020S GA9030 GA9030R GA9030S GA9031 GA9040 GA9040R GA9040S	M14	152539-0	---	194543-3	*194684-5
	GA7060 GA7060R GA7061 GA7061R GA7062 GA7062R GA7063 GA7063R GA7064 GA7070 GA7071 GA9060 GA9060R GA9061 GA9061R GA9062 GA9062R GA9063 GA9063R GA9070 GA9071 DC all model	M14	143486-6	---	194543-3	---

## Grip, Loop handle



Polisher / Sander / Concrete planer / Random orbit sander / Belt sander

	Models	Thread size	without handgurd For polishing	standard	Rubberized	Anti vibration	Loop handle	Front grip
Angle sander	SA4540C SA5040C	M8	---	153489-2	---	194514-0	---	---
	SA7000 SA7000C PK5011C	M14	---	152539-0	---	194543-3	---	---
	PK5001C	M8	---	152490-4	---	---	---	418507-6
Disc sander	GV5010 GV6010 GV7000 GV7000C	M10	---	152491-2	---	---	---	---
	92185B	M12	---	152492-0	---	---	---	---
Polisher	9237C	M8	---	153489-2	---	---	455292-0	---
	9237CB	M8	273514-4	152490-4	---	---	455293-8	---
	PV7001C	M10	273499-4	152491-2	---	---	---	---
	PV7000C	M10	273649-1	---	---	---	---	---
	9218PB 9218PBL	M12	---	152492-0	---	---	---	---
Stone polisher	PW5000C PW5001C	M8	---	152490-4	---	---	---	418507-6
	PV301D	M8	140X75-2	---	---	---	PV301D	M8
Concrete planer	PC5000C	M8	---	---	---	---	194483-5 *with bolt & wrench	---
	PC5001C	M8	---	---	---	---	---	273529-1
Random orbit sander	BO6040	M8	---	152490-4	---	---	---	---
	BO6050	M8	---	143328-4	---	---	---	---
	PO5000C PO6000C DPO500 DPO600	M8	---	---	198043-5 198044-3 198045-1	---	---	---
Belt sander	9031	M8	---	152490-4	---	---	---	---

## Lock nut and Rubber pad for Angle grinder



Angle grinder & Cordless Angle grinder

Wheel size	Spindle thread	Rubber pad			Sanding lock nut		Lock nut wrench	
		Pad Size (mm)	Max. rpm	Parts No.	Size (mm)	Parts No.	Size	Part No.
100mm	M10 x 1.5	76	13,700	743009-6	30	224502-4	20	782401-1, 782420-7
100mm (9500N)	M10 x 1.25	76	13,700	743009-6	30	224501-6	20	782401-1
115mm	M14 x 2 (DIN)	100	12,000	743036-3	48	224515-5	28/35	782412-6, 782424-9/ 782407-9, 782423-1
	5/8"-11UNC	100	12,000	743036-3	48	224517-1	28	782412-6, 782424-9
125mm	M14 x 2 (DIN)	115	12,000	743015-1	48	224515-5	28/35	782412-6, 782424-9/ 782407-9, 782423-1
	5/8"-11UNC	115	12,000	743015-1	48	234517-1	28	782412-6, 782424-9
150mm	M14 x 2 (DIN)	125	10,950	743016-9	48	224515-5	28/35	782412-6, 782424-9/ 782407-9, 782423-1
	5/8"-11UNC	125	10,950	743016-9	48	234517-1	28	782412-6, 782424-9
180mm - 230mm	M14 x 2 (DIN)	170	8,500	743012-7	48	224515-5	28/35	782412-6/ 782407-9
	5/8"-11UNC	170	8,500	743012-7	48	234517-1	28	782412-6
	M16	170	8,500	743012-7	48	224523-6	28/35	782412-6/ 782407-9

# Grinding/Sanding/Polishing

## Lock nut, Rubber pad and Hook & loop Pad for Sanding or Polishing



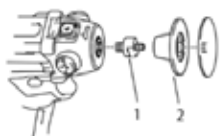
Models	Spindle thread	Rubber pad							Hook & loop Pad				
		pad			Sanding lock nut		Lock nut wrench		Pad type	Pad Size (mm)	Max. rpm	Parts No.	
		Pad Size (mm)	Max. rpm	Parts No.	Size (mm)	Parts No.	Size	Part No.					
Stone Angle sander / Disc sander / Sander-polisher / Sander-polisher / Stone polish	PK5011C	M14 x 2(DIN)	115	12,000	743015-1	48	224515-5	28/ 35	782412-6 / 782407-9	---	---	---	---
	PK5001C	5/8"-11UNC	115	12,000	743015-1	48	224517-1	28	782412-6	---	---	---	---
	SA4540C	5/8"-11UNC	100	12,000	743036-3	48	224517-1	28	782412-6, 782424-9	Hook & loop	105	8,000	743062-2
	SA5040C	M14 x 2(DIN)	115	12,000	743015-1	48	224515-5	28/ 35	782412-6, 782424-9/ 782407-9, 782423-1	Hook & loop	115	8,000	743061-4 743060-6(EU)
	SA7000/C	M14 x 2(DIN)	170	8,500	743012-7	48	224515-5	28/ 35	782412-6/ 782407-9	---	---	---	---
	GV7000/C	5/8"-11UNC	170	8,500	743012-7	48	224517-1	28	782412-6	---	---	---	---
	9207SPB	M16	170	8,500	743012-7	48	224523-6	28/ 35	782412-6/ 782407-9	---	---	---	---
	9218SB/PB/PBL	M16	170	8,500	743012-7	48	224523-6	28/ 35	782412-6/ 782407-9	---	---	---	---
	9237C	M14 x 2(DIN)	170	8,500	743012-7	48	224515-5	28/ 35	782412-6/ 782407-9	Hook & loop	165	4,000	743053-3
	9237CB	5/8"-11UNC	170	8,500	743012-7	48	224517-1	28	782412-6	Hook & loop	165	4,000	743052-5
PV7001C	M16	170	8,500	743012-7	48	224523-6	28/ 35	782412-6/ 782407-9	Hook & loop	165	4,000	743054-1	
PV7000C	M16	170	8,500	743012-7	48	224523-6	28/ 35	782412-6/ 782407-9	Hook & loop	165	4,000	743054-1	
PW5000C	M14 x 2 (DIN)	---	---	---	---	---	---	---	Hook & loop	96	6,000	743080-0	
PW5001C	M14 x 2 (DIN)	---	---	---	---	---	---	---	Hook & loop	96	6,000	743080-0	

## Plastic pad / Sponge pad for Disc sander GV6010 and GV5010



Models		Plastic pad							Sponge pad for PSA (Pressure Sensitive Adhesive)		
		Pad			Clamp screw		Countersunk washer		Pad Size (mm)	Screw thread	Parts No.
		Pad Size (mm)	Max. rpm	Parts No.	Size	Parts No.	Size (mm)	Parts No.			
Disc sander	GV5010	120	5,000	743025-8	M8x20	265812-0	35	253951-8	---	---	---
	GV6010	120	5,000	743025-8	M8x20	265812-0	35	253951-8	147	M8	743033-9

## Sanding pad for Twist-on/twist-off system



Models	Rubber pad for Twist-on/twist-off system									
	1. Adapter for Rubber pad					2. Rubber pad				
	Thread size	Thread size	Wrench Size	Parts No.	Pad type	Thread size	Pad Size (mm)	Max. rpm	Parts No.	
DPV300 PV301D	5/8"-24 UNF	1/4"-20 UNC	13	743126-2	For Twist-on/twist-off system	1/4"-20 UNC	50	16,000	743124-6	

## Polishing pad for models DPV300 & PV301D



Models	1. Hook & loop Pad					2. Polishing Pad / Wool pad		
	Pad type	Thread size	Pad Size (mm)	Max. rpm	Parts No.	Pad type	Size (mm)	Part No.
DPV300 PV301D	Hook & loop	5/8"-24 UNF	75	16,000	743125-4	Sponge pad for applying wax Color : White	80	191N91-7
						Sponge pad for polishing Color : Yellow	80	191N90-9
						Wool pad (For high gloss polishing)	80	191N92-5

## Lock nut wrench, Lock nut release socket

Lock nut wrench



Lock nut release socket  
(Square drive : 1/2"(12.7mm))

Type	For Model	Size	Part No.
Lock nut wrench	All 100mm	20	782401-1
	All 100mm	20	782420-7
	115 / 125mm	35	782423-1
	115 / 125mm Models for North America	28	782424-9
	DIN&Old type	28	782412-6
	180 / 230mm	35	782407-9
Lock nut release socket	Models for North America	28	194306-7
	180 / 230mm	35	194305-9

## Hook & loop pad

Use with pre-punched abrasive disc.



Model No.	Size	Type	Part No.	
DPO500, DPO600 PO5000C, PO6000C	100mm	Hook & loop pad	197925-8 197926-6	
	125mm	Hook & loop pad	197922-4 197923-2	
	150mm	Hook & loop pad	197928-2 197929-0	
DBO140 DBO180 BO5030 BO5031 BO5040 BO5041	123mm	Hook & loop pad	197468-0	
BO6050	130mm	Hard	For polishing	197317-1
	150mm	Hard	For coarse sanding	197315-5
	150mm	Soft	For general sanding	197314-7
	150mm	Super Soft	For fine sanding	197316-3
BO6030	150mm	Hard	For coarse sanding	196685-9
	150mm	Soft	For general sanding	196684-1
	150mm	Super Soft	For fine sanding	196686-7



Model No.	Size	Type	Part No.	
DSL800 DSL801	220mm	Soft black	hook & loop pad (1+2 set)	199938-5
	210mm	Medium gray	hook & loop pad (1+2 set)	199939-3
	210mm	Hard gray	hook & loop pad (1+2 set)	199940-8

## Felt pad

(For removing wax)  
(Use with hook & loop type Backing pad)



Model No.	Disc dia. (mm)	Part No.
DPO500, DPO600, PO5000C, PO6000C	100	197925-8 197895-1(EU)
DBO140 DBO180 DPO500 DPO600 BO5031 BO5041 PO5000C PO6000C	125	196152-4
DPO500, DPO600, BO6030, BO6050, PO5000C, PO6000C	150	193288-0

## Sponge pad

(Use with hook & loop type Backing pad)



Model No.	Size (mm)	Part No.
DPO500, DPO600, PO5000C, PO6000C	100	197912-7 197893-5(EU)
DBO140, DBO180, DPO500, DPO600 BO5031, BO5041, PO5000C, PO6000C	125	794558-6
DPO500, DPO600, BO6050, PO5000C, PO6000C	150	197914-3 197894-3(EU)
PV7001C, PV7000C	190	193470-1

## Wool pad

(For high gloss polishing)  
(Use with hook & loop type Backing pad)

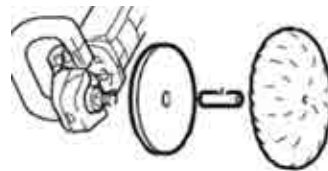


\*\* (Use with Backing pad and Sleeve18)

Model No.	Disc dia. (mm)	Part No.
DPO500, DPO600, PO5000C, PO6000C	100	197918-5
DPO500, DPO600, PO5000C, PO6000C	125	197920-8
BO5031, BO5041	140	794560-9
BO6030, BO6050, DPO500, DPO600, PO5000C, PO6000C	150	199424-6
9237C/CB, PV7001C, PV7000C	180	192629-7**

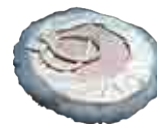
## Sleeve 18

(For centering pads)  
For Model:  
9237C/CB, 9227C/B, PV7001/C, PV7000C, SA7000C



Part No.
262542-4

## Wool bonnet



Model No.	Size (mm)	Part No.
PV7000C, PV7001C, 9207SPB, 9218PB/L, 9227C/CB, 9237C/CB	180	794176-0

## Grinding/Sanding/Polishing

### Pad complete



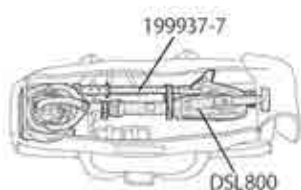
Model No.	Description	Part No.
BO3710, BO3711 DBO380, DBO381	For use with Abrasive paper or clamping type paper	194929-1 197464-8(EU)
	For use with Hook & loop type paper	194930-6 194931-4(EU)
BO4900, BO4900V, BO4901	For use with Abrasive paper or clamping type paper	193523-6
	For use with Hook & loop type paper	193521-0 193521-0(EU)
9046	For use with Hook & loop type paper or clamping type paper	197469-8
BO4555, BO4556, BO4557, BO4558	For use with Abrasive paper or clamping type paper	197466-4
DBO480, DBO481, DBO482	For Rectangl paper	191Y23-0
	For Triang paper	191Y22-2
	For use with Hook & loop type paper or clamping type paper	191Y24-8
	For use with Abrasive paper or clamping type paper	191Y25-6

### Head cover



Model No.	Part No.
9564CVL, 9565CVL, 9565CLR, PW5000C, PW5001C, PK5001C	417322-5
9237C/CB	455291-2
9227C/CB	417671-0
SA7000/C, PK5011C	418529-6
SA4540, SA4542C, SA5040C	453378-4

### Tool Bag for DSL800 & DSL801.



Part No.

195638-5

### Collet cone , Collet nut and Wrench size



Model No.	Size	Collet cone	Collet nut	Wrench size
		Part No.	Part No.	

#### DC models

DGD800 DGD801	3mm	763669-8	763668-0	13mm 19mm
	6mm	763670-3		
	8mm	763671-1		
	1/8"	763672-9		
	1/4"	763673-7		

#### AC models

906 906H	3mm	763627-4	763240-8	10mm 17mm
	6mm	763620-8		
	1/8"	763626-6		
	1/4"	763625-8		
GD0600 GD0601	3mm	763627-4	763664-8	13mm x2
	6mm	763620-8		
	1/8"	763626-6		
	1/4"	763625-8		
GD0603	3mm	763627-4	763236-9	10mm x2
	6mm	763620-8		
	1/8"	763626-6		
	1/4"	763625-8		
GD0602	3mm	763669-8	763668-0	13mm x2
	6mm	763670-3		
	8mm	763671-1		
	1/8"	763672-9		
	1/4"	763673-7		
GD0800 GD0800C, GD0810C, GD0801C, GD0811C	3mm	763647-8	763645-2	13mm 19mm
	6mm	763646-0		
	8mm	763649-4		
	1/8"	763651-7		
	1/4"	763650-9		



## Dust cover for angle grinder

For cleaner work environment



Shape	Description	Model No.	Part No.
-	DUST COVER ATTACHMENT SET	GA7080, GA9080	191T14-1
-		GA7070, GA7071, GA9070, GA9071	191T15-9
		9564CV, 9564H, 9564HR, 9565C, 9565CR, 9565CV, 9565CVL, 9565CVR, 9565H, 9565HR, 9566C, 9566CV, 9566PCV, GA5080, GA5080R	193903-6
		GA5011, GA5021, GA5021C, GA6021, GA6021C, GA7010C, GA7012C, GA9010C, GA9012C	193956-5
		GA7020, GA7020R, GA7020S, GA7030, GA7030R, GA7030S, GA7031, GA7040R, GA7040S, GA9020, GA9020R, GA9020S, GA9030, GA9030R, GA9030S, GA9031, GA9040R, GA9040S	194289-1
		GA5010, GA5020, GA5020C, GA6010, GA6020, GA6020C	194482-7
		GA7050, GA7050R, GA9050, GA9050R, GS5000, GS6000	195059-1
-		9564PCV, 9565PCV, 9566PCV	195446-4
-		GA7060, GA7060R, GA7061, GA7061R, GA7062, GA7062R, GA7063, GA7063R, GA7064, GA7081, GA7082, GA9060, GA9060R, GA9061, GA9061R, GA9062, GA9062R, GA9063, GA9063R, GA9081, GA9082	197476-1
-		GA4040, GA4040C, GA4041C, GA4540, GA4540C, GA4540R, GA4541C, GA4541R, GA4542C, GA4543C, GA5040, GA5040C, GA5040R, GA5041C, GA5041R, GA5042C, GA5043C, GA6040, GA6040C, GA6040R, GA6042C, SA5040C	198719-4
		GA4050, GA4050R, GA4051R, GA4550, GA4550R, GA4551R, GA4552, GA4552R, GA4553R, GA5050, GA5050R, GA5051R, GA5052, GA5052R, GA5053R	199514-5

## Accessory kit



Description	Model No.	Part No.
SANDER KIT	9237C, 9237CB	193958-1

## Dust box assembly, paper dust bag, filter for sander

For cleaner work environment





Shape	Description	Model No.	Part No.
	FILTER SET	BO3710, BO3711, BO4555, BO4556, BO4557, BO4558, BO4565, BO4566, BO5030, BO5031, BO5040, BO5041, DBO180, DBO380, DBO381, DBO480	195133-5
	FILTER SET	BO3710, BO3711, BO4555, BO4556, BO4557, BO4558, BO4565, BO4566, BO5030, BO5031, BO5040, BO5041, DBO180, DBO380, DBO381, DBO480	195134-3
	PAPER DUST BAG HOLDER SET	9046, BO4900, BO4900V, BO6030	193294-5
	PAPER DUST BAG HOLDER SET	BO4900, BO4900V	193525-2
	PAPER DUST BAG HOLDER SET	BO4555, BO4556, BO4557, BO4565, BO4566	193932-9
	PAPER DUST BAG SET	9046, BO4900, BO4900V, BO6030	193293-7
	PAPER DUST BAG SET	BO4900, BO4900V	193526-0
	PAPER DUST BAG SET	BO4555, BO4556, BO4557, BO4565, BO4566	193712-3
	PAPER DUST BAG SET	BO4555, BO4556, BO4557, BO4558, BO4565, BO4566, BO5030, BO5031, BO5040, BO5041, DBO180, DBO480	194746-9

## Grinding/Sanding/Polishing

### Belt sander plate

The plate on the bottom of the sander that comes in contact with the workpiece






Shape	Description	Model No.	Part No.
	CARBON PLATE SET	9902, 9903	193197-3
		9920	193198-1
		9404	193201-8
	CORK RUBBER PLATE SET	9902, 9903	193199-9
		9920	193200-0
		9404	193202-6

### Sanding shoe assembly

Sanding shoe is a jig that holds the belt sander so that it kisses the surface.





Shape	Description	Model No.	Part No.
	SANDING SHOE SET	9902, 9903	193070-7
		9920	193071-5
		9404	193072-3

### Stand for belt sander

Converts a portable belt sander into a stationary benchtop sander.



Shape	Description	Model No.	Part No.
	BELT SANDER STAND SET	9404, 9902, 9903, 9920	193055-3
		9032, DBS180	193618-5

### Clamp complete for belt sander

Fit it to your workbench and grind small items efficiently.



Model No.	Part No.
9910, 9911	192694-6



### Punch plate for sander

For conventional type of abrasive paper without pre-punched holes



Shape	Description	Model No.	Part No.
	PUNCH PLATE SET	9046, BO4900, BO4900V, BO4901	192523-3
		BO3710, BO3711, DBO380, DBO381	194947-9
-		BO3710, BO3711, DBO380, DBO381	194948-7

### Extension handle set for drywall sander


Developed for reduced fatigue in continuous applications



Model No.	Part No.
DSL800, DSL801	199937-7

## Side handle set for die grinder


For increased maneuverability

Shape	Description	Model No.	Part No.
	SIDE HANDLE SET	DGD800, DGD801, GD0600, GD0601, GD0602, GD0800, GD0800C, GD0801C, GD0810C, GD0811C	192985-5

## Vise holder set for die grinder

For clamping down die grinder for stationary applications







Shape	Description	Model No.	Part No.
	WISE HOLDER SET	GD0800, GD0800C, GD0801C, GD0810C, GD0811C	193141-0

## Dust cover, protector for polisher, sander

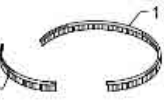
For cleaner work environment



Shape	Description	Model No.	Part No.
	DUST COLLECTION COVER SET	PK5011C	195774-7
	DUST COVER SET	PW5000C, PW5001C	194233-8
	DUST COVER SET	PK5011C	195773-9
	PROTECTOR SET	PK5011C	196028-5

## Repair brush



Shape	Description	Model No.	Part No.
	BRUSH SET	9557HNR, 9557NBR, 9558HNR, 9558NBR, 9564P, 9564PC, 9564PCV, 9565C, 9565CR, 9565CV, 9565P, 9565PC, 9565PCV, DGA512, GA4540, GA4540C, GA4540R, GA4541C, GA4541R, GA4542C, GA4543C, GA5020, GA5021, GA5021C, GA5040, GA5040C, GA5040R, GA5041C, GA5041R, GA5042C, GA5043C, GA5080, GA5080R, PK5011C	196880-1

## Cutting

### Dust cover for cutter

Model No.	Part No.
DCC501	191N83-6



### Water supply set for cutter








Shape	Description	Model No.	Part No.
	WATER SUPPLY COVER SET A	DCC500, DCC501	191M48-2, 191X01-4
-	WATER SUPPLY PIPE SET	4100NH3	193935-3, 196431-0, 196432-8
-	WATER SUPPLY PIPE SET	4100NH2	196919-0, 196920-5

### Tilt base set for cutter

Bevel at angles



Shape	Description	Model No.	Spec1	Part No.
	TILT BASE SET	4100NH2	A	199494-5
	TILT BASE SET	4100NH2	B	199495-3
	TILT BASE SET	4100NH2	C	199496-1
	TILT BASE SET	4100NH2	D	199713-9
	TILT BASE SET	4100NH2	E	199714-7

### Water supply set for power cutter

Allows operator to connect water line to power cutter for improved cutting.



Model No.	Part No.
DCE090	127491-1

### Base cover

Protects drywall surfaces from damage / scratches



Model No.	Part No.
4100NH2, DCC500, DCC501	196943-3

### Parallel guide, rip fence

Allows you to do extra-accurate straight cuts



Model No.	Part No.
4100KB, 4100NB, 4101RH, 4157KB, DCC500	164095-8

### Depth gauge

For increased drilling consistency



Model No.	Part No.
DSC102, SC103D	415486-9

# Cutting



## Rear cover

Model No.	Part No.
4100KB, 4100NH2	196944-1

## Cover for portable band saw



Protects the blade track from external debris and damage.



Shape	Description	Model No.	Part No.
	WHEEL COVER SET	2107F	196325-9
	WHEEL COVER SET	DPB182	197975-3

## Portable band saw stand



Shape	Description	Model No.	Part No.
	STAND CHAIN VISE SET	2107F	194026-3
	STAND OF CHAIN VISE SET	2107F	196326-7
-	STAND OF PARALLEL ASSEMBLY	2107F	196327-5

## Grip

Provides increased comfort on the job



Model No.	Part No.
DPB183, DPB184	158237-4

## Blade wax

Makita Wax for Portable Band Saw



Model No.	Part No.
DPB180, PB002G	191897-9

## Flourescent light set

For increased work environment visibility



Model No.	Part No.
2107F	193595-1
2107F	193730-1

## Shoulder strap

Reduces user fatigue



Model No.	Part No.
DSC102, SC103D	199069-0

# Cutting

## For DPP200

### Combination of punch and die

- Punching holes through a thin structural metal plate may cause deformation of the plate and burr on the holes.
- If you need precision punching, see the tables below to select an optimum combination of punch and die.

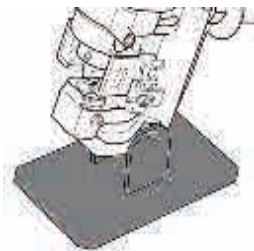


● Round punching						
Punch		Die		Cutting material		
				Tensile Mild Steel (65,000 psi)	Channel Thickness	Tensile Stainless Steel (89,000 psi)
Hole diameter (mm)	Part No.	Hole diameter (mm)	Part No.			
6	SC05340040	SB6	SC00000203	t2-t4		t3-t4
6.5	SC05340050	SB6.5	SC00000205	t2-t6		t3-t4
8	SC05340060	SB8	SC00000207	t2-t6		t3-t4
8.5	SC05340070	SB8.5	SC00000209	t2-t6		t3-t4
10	SC05340080	SB10	SC00000211	t2-t6	t7.5	t3-t4
11	SC05340090	SB11	SC00000213	t2-t8	t7.5	t3-t6
12	SC05340100	SB12	SC00000215	t2-t8	t7.5	t3-t6
13	SC05340110	SB13	SC00000217	t2-t8	t7.5	t3-t6
14	SC05340120	SB14	SC00000219	t2-t8	t7.5	t3-t6
15	SC05340130	SB15	SC00000221	t2-t8	t7.5	t3-t6
16	SC05340140	SB16	SC05332710	t2-t8	t7.5	t3-t6
18	SC05340150	SB18	SC00000223	t2-t8	t7.5	t3-t6
19	SC05340170	SB19	SC05332740	t2-t8	t7.5	t3-t6
20	SC05340160	SB20	SC05352510	t2-t8	t7.5	t3-t6

● Oblong punching						
Punch		Die		Cutting material		
				Tensile Mild Steel (65,000 psi)	Channel Thickness	Tensile Stainless Steel (89,000 psi)
Hole diameter (mm)	Part No.	Hole diameter (mm)	Part No.			
6.5 x 10	SC05340200	6.5 x 10B	SC00000244	t2-t6		t3-t4
6.5 x 13	SC05340210	6.5 x 13B	SC00000246	t2-t6		t3-t4
8.5 x 13	SC05340220	8.5 x 13B	SC00000248	t2-t6		t3-t4
8.5 x 17	SC05340230	8.5 x 17B	SC00000250	t2-t6		t3-t4
9 x 13.5	SC05340240	9 x 13.5B	SC00000252	t2-t6		t3-t4
9 x 18	SC05340250	9 x 18B	SC00000254	t2-t6		t3-t4
10 x 15	SC05340260	10 x 15B	SC00000256	t2-t8	t7.5	t3-t6
10 x 20	SC05340270	10 x 20B	SC00000258	t2-t8	t7.5	t3-t6
11 x 16.5	SC05340280	11 x 16.5B	SC00000260	t2-t8	t7.5	t3-t6
12 x 18	SC05340290	12 x 18B	SC00000262	t2-t8	t7.5	t3-t6
13 x 19.5	SC05340300	13 x 19.5B	SC00000264	t2-t8	t7.5	t3-t6
14 x 21	SC05340310	14 x 21B	SC00000266	t2-t8	t7.5	t3-t6

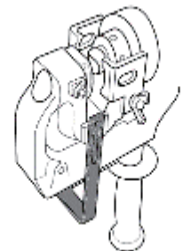
### Work stand

Part No. SC03801080



### Slide stopper

Part No. SC03300790



### Hydraulic pressure oil for steel rod cutter / pancher

DPP200, DSC121, DSC162, DSC162R, DSC163, DSC192

Part No. SC00000106  
35mL



Part No. SC00000142  
150mL



Part No. SC00000270  
1,000mL



## Sub base set

Ideal for working on inlays or routing edges and dadoes

Model No.	Part No.
DLS110, DLS111, DLS112, DLS211, DLS212, LS1019, LS1019L, LS1219, LS1219L	191C01-8
LS004G	191U61-8



## Crown molding stopper set



Positions crown molding against saw base and fence for convenient and precise cutting.

Model No.	Part No.
DLS110, DLS111, DLS112, DLS211, DLS212, LS003G, LS004G, LS1019, LS1019L, LS1219, LS1219L	192628-9
LS1030N, LS1040, LS1040F, LS1045	192622-1
LS1221	192669-5



## Vise assembly for slide saw, miter saw

For clamping down materials for cutting

Shape	Description	Model No.	Part No.
	HORIZONTAL VISE ASSEMBLY	DLS713, DLS714, LS002G, LS0714, LS0714F, LS0714FL, LS0714L, LS1040	122567-9
-		LS002G	127693-9
	VERTICAL VISE ASSEMBLY	LH1040, LH1040F, LS1040, LS1045	192625-5
-		LS1030N, LS1221	192672-6
-		LS1440	196041-3



## Sub plate for miter saw

Model No.	Part No.
LS1040, LS1040F	193471-9
	195934-1



## Flourescent light set

For increased work environment visibility

Model No.	Part No.
LS0714FL, LS1040F	193595-1
LS0714F, LS0714FL, LS1040F	193730-1



## Sliding guide(miter gauge)

Designed for use with Table Saw to make angled cuts.





Model No.	Part No.
2704, 2704N, 2705	199376-1



## Extension table

Enables greater cutting capacity



Shape	Description	Model No.	Item	Part No.
	LEFT TABLE SET	2704, 2704N, 2705	-	194086-5
	REAR TABLE SET	2704, 2704N, 2705	-	194087-3
	SUB TABLE SET	2703	C	192797-6
	SUB TABLE SET	2703	A	192798-4

## Dado flange set

Engineered for use with dado blades. Use with the Makita table saw model 2705.

Model No.	Part No.
2703	192693-8



## Saw storage holder

Description	Model No.	Part No.
PROTECTIVE STAND SET	5402NA	194701-1

## Sawing

### Shoulder strap

Reduces user fatigue

Model No.	Part No.
JR103D	161576-3



### Triangular rule for blade adjustment

Model No.	Part No.
DLS110, DLS111, DLS112, DLS211, DLS212, DLS600, DLS713, DLS714, LF1000, LH1040, LH1040F, LS002G, LS003G, LS004G, LS0714, LS0714F, LS0714FL, LS0714L, LS1019, LS1019L, LS1030N, LS1040, LS1040F, LS1045, LS1219, LS1219L, LS1221	762001-3



### Parallel guide, rip fence for circular saw

Allows you to do extra-accurate straight cuts

Model No.	Part No.
4131, 5005BA, 5007MG, 5007MGA, 5007N, 5007NB, 5007NF, 5008MG, 5008MGA, 5057KB, 5606B, 5800NB, 5806B, DCS552, DCS553, DHS630, DHS660, DHS661, DHS680, DHS710, DHS711, DHS780, DHS781, DHS782, DHS783, DSS501, DSS610, DSS611, HS003G, HS004G, HS300D, HS301D, HS6100, HS6101, HS6600, HS6601, HS7000, HS7010, HS7100, HS7101, HS7600, HS7601, HS7610, HS7611	164095-8
RS001G, RS002G	199249-8



### Side grip for circular saw

For more stable sawing

Model No.	Part No.
5606B, 5800NB, 5806B	194275-2



### Parallel guide, rip fence for jig saw

Allows you to do extra-accurate straight cuts

Shape	Description	Model No.	Part No.
	GUIDE RULE SET	4326, 4327, 4328, 4329, JV0600, JV100D, JV101D, JV102D, JV103D, JV143D, JV183D	192732-4
	GUIDE RULE SET	4350CT, 4350FCT, 4350T, 4351CT, 4351FCT, 4351T, DJV180, DJV181, DJV182	193516-3

### COVER PLATE

Shape	Model No.	Part No.
	4326, 4327, 4329, 4350CT, 4350FCT, 4350T, 4351CT, 4351FCT, 4351T, DJV180, DJV181, DJV182, JV0600, JV100D, JV101D, JV143D, JV183D	417852-6

### Anti-splintering device for jig saw

For cleaner cutting

Shape	Model No.	Part No.
	4326, 4327, 4329, 4350CT, 4350FCT, 4350T, 4351CT, 4351FCT, 4351T, DJV180, DJV181, DJV182, JV0600, JV100D, JV101D, JV102D, JV103D, JV143D, JV183D	192557-6
	4326, 4327, 4328	192733-2



### Dust bag, dust box for miter saw

For cleaner work environment

Shape	Description	Model No.	Part No.
	DUST BAG	LS002G	127512-9
	DUST BOX FOR MITER SAW	LS0714, LS0714F, LS0714FL	194175-6

### Dust cover

For cleaner work environment

Model No.	Part No.
4300BA, 4300BV	194903-9



## Holder

Model No.	item	Part No.
DLS110 DLS111 DLS112 LS1019 LS1019L		1 326978-2
		2 265786-5
		3 961015-1
DLS600 LS1030N LH1040 LH1040F		1 x2 2 x2 set 192621-3
		1 322312-4
		2 265708-5
DLS713 DLS714 LS0714 LS0714F LS0714FL LS0714L		1 322312-4
		2 251887-5
LS0815FL		1 JM23000127
		2 JM23100013
LS1017L LS1018L		1 JM23100500
		2 JM23100013
		1 JM23100500
		2 JM00000038
		3 —
LS1040 LS1040F LH1040 LH1040F		1 123101-8
		2 911333-7
LS1045		1 x2 2 x2 set 192714-6
		1 322602-5
		2 251887-5
		3 327095-1
LS1219 LS1219L		1 265786-5
		2 961015-1
		3 961015-1
LS1221		1 x2 2 x2 set 192673-4
		1 323726-0
		2 251887-5
LS1440		1 x1 2 x1 3 x2 4 x2 set 191239-7
		1 251804A5
		2 312511A6
		3 322027A3
		4 924216-2
LH1201FL		1 JM23100500
		2 JM23300197
LS0714, LS0714F, LS0714FL, LS0714L		1 set 192713-8
DLS713, DLS714		1 set 196123-1
LS1030N, LS1040, LS1040F, LS1045 LH1040, LH1040F		1 set 122446-1
LS1221		1 set 192671-8

## Stand



Model No.	Part No.
2703	193920-6



Model No.	Part No.
DLS110, DLS111, DLS112, DLS211, DLS212, DLS713, DLS714, LS002G, LS003G, LS004G, LS0714, LS0815F, LS0815FL, LS1019, LS1019L, LS1030N, LS1040, LS1219, LS1219L	198688-9

## WST01N



For Model	Part No.
BLS713, DLS110, DLS111, DLS112, DLS713, DLS714, LS0815F, LS0815FL, LS1016, LS1016F, LS1016FL, LS1016L, LS1019, LS1019L, LS1040, LS1216, LS1216F, LS1216FL, LS1216L	WST01N 198687-1 198686-3(USA) 198686-3(EU)

## WST03



Model No.	Part No.
MLT100, MLT100N, 2702, 2703	JM27000300

## WST04



Model No.	Part No.
2703, 2704, 2704N 2705	194093-8

# Sawing

## WST05



For Model	Part No.
All Slide Compound saw, Miter saw and Table Top Miter Saw	WST05

## WST06 & WST07



For Model	Part No.
All Slide Compound saw, Miter saw and Table Top Miter Saw	WST06
Bracket set (for WST06)	JM0000219
	JM23610051 (USA)
All Slide Compound saw, Miter saw and Table Top Miter Saw	WST07

## Extension table set



Model No.	Part No.
LB1200F	JM21000300

## Circular cutting attachment set



Model No.	Part No.
LB1200F	JM21000320

## Belt sanding attachment set

Use a sanding belt that is 2240 mm long and 20 mm wide or less.



Model No.	Part No.
LB1200F	JM21000330

## Guide rail




Overall length (m)	Part No.
1.0	199140-0
1.4	194368-5
1.5	199141-8
1.9	194925-9
3	194367-7

Repair parts guide rail	Part No.
Seat 10m set (For upper plastic tape repair)	194416-0
Rubber Seat 10m set (For lower rubber tape repair)	194417-8


## Bevel guide set

Adjustable angle of Guide Rail



Part No.
196664-7


## Guide rail Joint connector 2pcs set



Part No.
198884-9
198885-7 (EU)

## Clamp set

(Use with Guide rail)

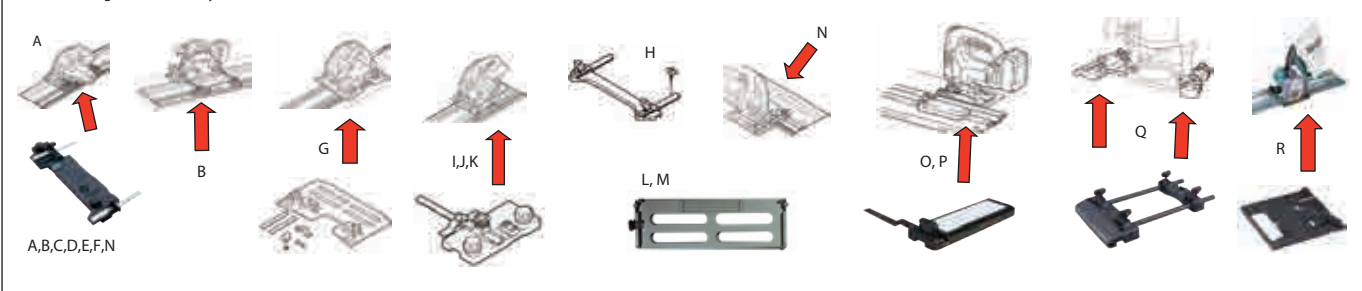


Type	Part No.
A: Standard	194385-5
B: Quick	199826-6

## Guide Rail Adaptor

Items	A	B	C	D	E	F (N)	G	H	I	J	K	L	M	N (F)	O	P	Q	R
	Circular saw													Jig saw		Router Trimmer	Cutter	
Models	HS7100 HS7101	DHS630 HS6100 HS6101	HS7601 HS7610 HS7611	DHS680	HS6600 HS6601	DHS630 HS6100 HS6101 HS7100 HS7101	HS0600	5705R	DHS660 DHS661	HS002G	HS006G	5903R	5103R	DJV141 DJV142 DJV180 DJV181 DJV182	4350CT 4350FT 4350T 4351CT 4351FCT 4351T	JV102D JV103D	*RT001G *DRT50 *RT0702C 3612BR RP0900 RP0910 RP1110C RP1111C RP1800 RP1800F RP1801 RP1801F RP1802 RP1802F RP1803 RP1803F RP2300FC RP2301FC RP2302FC RP2303FC	DCC500 DCC501 4100KB, 4100NH2
Part No.	195837-9	195838-7	197005-0	196953-0	197462-2	197252-3	198566-3 198570-2 (EU)	192505-5	199232-5	199401-8	191L92-3	192506-3	192507-1	197252-3	193517-1	198704-7	194579-2	198673-2
Convartion	Items B/C/D/E +	Items A/C/D/E +	Items A/B/D/E/F(N) +	Items A/B/C/E/F(N) +	Items A/B/C/D/F(N) +	Items C/D/E +			Items J/K +	Items I/K +	Items I/J +			Items A,B,C,D,E +	Item P + Bolt M5X10 922207-7	Item O + Bolt M4X8 922107-1		
Part No.	195840-0	195841-8	196994-6	196954-8	197463-0	195840-0 +			126971-4	127086-0	127662-0			347393-7				

\* Use with Plunge base assembly (P/N:195563-0 EU:196094-2)



## Milling/Planing

### Blade gauge assembly

Designed to work with Planers to set blades. The Gauge makes it quick and easy to properly set planer blades. Manufactured from high quality materials for added durability and long life.

Model No.	Part No.
DKP181	191C19-9



### Set plate

For uniform cutting width

Model No.	Size	Part No.
1100, DKP180, DKP181, KP0800	82	193540-6



### Triangular rule for blade adjustment

Model No.	Part No.
1600, KP312, KP312S	762001-3



### Sharpening holder assembly

For repeated blade use

Model No.	Part No.
DKP181	191C17-3



### Chamfering rule assembly

For chamfering applications, use the Chamfering Rule Assembly. For use with Planers. It installs quickly and easily. The set is made of high-quality materials for longer life.

Model No.	Part No.
DKP181	191C22-0





### Stand for hand planer

Model No.	Part No.
1100	194054-8
1911B	194057-2

### Stand for bench top planer

Provides easy set up and assembly. The sturdy construction makes it an ideal accessory to the planer.

Shape	Model No.	Part No.
	2012NB	193902-8
	2012NB	198689-7 198688-9



### Dust bag

For cleaner work environment





Model No.	Part No.
DKP180, KP0800, KP0810, KP0810C	122793-0
DKP181	191C21-2
1911B	196300-5



### Edge fence, guide rule

Allows for straight cuts.



Shape	Description	Model No.	Part No.
	GUIDE RULE ASSEMBLY SET	DKP181	191C23-8
	GUIDE RULE SET	1804N, 1805N	191454-3
	GUIDE RULE SET	1911B	191455-1
	GUIDE RULE SET	DKP180, KP0800	195055-9

## Extension guide set

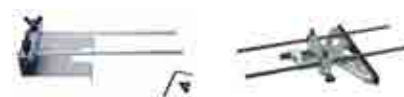
Use with Straight Guide Rule

Model No.	Part No.
1911B, DKP180, KP0800	191725-8



## Straight guide assembly for trimmer, router

Ideal for straight cuts



Shape	Description	Model No.	Size or type	Part No.	
	STRAIGHT GUIDE SET	RD1101, RF1101, RP1101	-	193073-1	
	STRAIGHT GUIDE SET	3612BR, DRT50, RD1101, RF1101, RP0900, RP0910, RP1100C, RP1111C, RP1800, RP1800F, RP1801, RP1801F, RP1802, RP1802F, RP1803, RP1803F, RP2300FC, RP2301FC, RT0700C, RT0702C	Steel, Straight guide with micro adjustment	193312-9	
		3612BR, DRT50, RD1101, RF1101, RP0900, RP0910, RP1101, RP1110C, RT0700C, RT0702C	Steel, Straight guide with micro adjustment	193358-5	
	STRAIGHT GUIDE SET	RP1800, RP1800F, RP1801, RP1801F, RP1802, RP1802F, RP1803, RP1803F, RP2300FC, RP2301FC	Alumnumi w/o mark of origin, with micro adjustment	194935-6	
	STRAIGHT GUIDE SET	DRT50, RP0900, RP0910, RP1100C, RP1111C, RP1800, RP1800F, RP1801, RP1801F, RP1802, RP1802F, RP1803, RP1803F, RP2300FC, RP2301FC, RT0700C, RT0702C	Alumnumi w/o mark of origin, with micro adjustment, with rot 8	195136-9	
	ROD SET	3612BR, RD1101, RF1101, RP0900, RP0910, RP1101, RP1100C, RP1111C, RP1800, RP1800F, RP1801, RP1801F, RP1802, RP1802F, RP1803, RP1803F, RP2300FC, RP2301FC	8-58 w/M5	193292-9	
			7-58 w/M5	193360-8	
	ROD SET	3612BR, RD1101, RF1101, RP0900, RP0910, RP1101, RP1100C, RP1111C, RP1800, RP1800F, RP1801, RP1801F, RP1802, RP1802F, RP1803, RP1803F, RP2300FC, RP2301FC	12-200	193359-3	
			DRT50, RP0900, RP0910, RP1100C, RP1111C, RT0700C, RT0702C	8-450	195137-7
				195138-5	

## Trimmer guide holder

Model No.	Part No.
DRT50, RT0700C, RT0702C	195564-8












## Router base assembly

Features a plunge capacity for easy penetration into the work piece.

Shape	Description	Model No.	Per pkg.	Part No.
	BASE PLATE SET	RD1101, RF1101, RP1101	-	193155-9
	BASE PLATE SET	RD1101, RF1101, RP1101	-	193373-9
	BASE SET	RD1101, RF1101, RP1101	-	193103-8
	BASE SET	RD1101	-	193104-6
	BASE SET	RP1101	-	193457-3
	PLUNGE BASE SET	DRT50, RT0700C, RT0702C	-	195563-0
			-	196094-2
			(4 PCS)	195815-9
			(4 PCS)	196098-4

## Milling/Planing

### Trimmer base assembly

Shape	Description	Model No.	Type (Per pkg.)	Part No.
	TRIMMER BASE SET	DRT50, RT0700C, RT0702C	-	196612-6
			(12 PCS)	196613-4
				196614-2
				196615-0
	TRIMMER BASE SET	DRT50, RT0700C, RT0702C	Transparent base	199089-4
			199090-9	
	TILT BASE SET	DRT50, RT0700C, RT0702C	-	198987-9
			(12 PCS)	198988-7
	OFFSET BASE SET	DRT50, RT0700C, RT0702C	-	195562-2
			(4 PCS)	196093-4
				196922-1
				195814-1
				196097-6
				196921-3
	TRIMMER BASE ASSEMBLY SET	3709, 3710, 3711, 3712	Transparent base Fine depth adjustment	194267-1
			Transparent base	194268-9
	TRIMMER BASE ASSEMBLY SET	3709, 3710, 3711, 3712	For chamfering Fine depth adjustment	194269-7
			For chamfering	194270-2
	TRIMMER BASE SET	4403	-	192482-1
	TRIMMER BASE SET	4403	Fine depth adjustment	192484-7
	TRIMMER BASE SET	4403	-	192483-9
	TRIMMER BASE SET	4403	Fine depth adjustment	192485-5
	TRIMMER BASE SET	3707, 3707F, 3707FC, 3708F, 3708FC	-	197574-1

### Grip attachment for trimmer

Model No.	Part No.
DRT50, RT0700C, RT0702C	196924-7



### Circular guide set for cut-out tool

Ideal guide for precision circular cuts

Model No.	Part No.
3706, DCO181	193448-4
	193454-9



## Collet cone & Collet nut

\*With Poly bag & header



Model No.	Wrench size	Collet cone		Collet nut
		Size	Part No.	Part No.
DCO180 DCO181	17mm	3mm	763679-5	763258-9
		6mm	763678-7	
		1/8"	763677-9	
		1/4"	763676-1	
		1/4"	*197038-5	



Model No.	Wrench size	Collet cone		Collet nut
		Size	Part No.	Part No.
3706	17mm	6mm	763607-0	763606-2
		1/8"	763660-6	
		1/4"	763608-8	

## Collet corn / Collet nut

Trimmer, Sash router

\*For Brazil, Argentina & Chile



Model No.	Wrench size	Collet cone		Collet nut
		Size	Part No.	Part No.
3700B, 3701, 3703, 3707/F/FC, 3708/F/FC, 3709*, 3710*,	10mm	6mm	763607-0	763606-2
	17mm	1/4"	763608-8	
3703, 3709, 3710, 3711, 3712 4403	10mm	6mm	763662-2	763661-4
	17mm	1/4"	763663-0	
DRT50, RT0700C	13mm 22mm	6mm	763636-3	763615-1
		8mm	763618-5	
		1/4"	763637-1	
		3/8"	763619-3	

Router



\*with header & poly bag

Model No.	Wrench size	Collet cone		Collet nut
		Size	Part No.	Part No.
3600H, 3612, 3612BR, 3612C	13mm	12mm	763628-2	763629-0
	24mm	1/2"	763622-4	
RP0900	13mm 22mm	6mm	763636-3	763615-1
		8mm	763618-5	
		1/4"	763637-1	
		3/8"	763619-3	
RP0910, RP1110C	17mm	6mm	*193180-0	763652-5
		8mm	*193178-7	
		1/4"	*193179-5	
RD1101, RF1100, RF1101, RP1101	27mm x2	1/4"	*193214-9	
		1/2"	*193215-7	
RP1800, P1800F, RP1801, P1801F, RP230FC, RP231FC	24mm	12mm	763628-2	763674-5
		1/2"	763622-4	
4403	10mm	6mm	763662-2	763661-4
	17mm	1/4"	763663-0	

## Collet sleeve



Model No.	Collet size	Bit size	Part No.
RP1800, RP1800F RP1801, RP1801F RP230FC, RP231FC 3600H, 3601B 3612, 3612BR 3612C	1/2"	1/4"	763803-0
	1/2"	3/8"	763805-6
	1/2"	10mm	763806-4
	12mm	6mm	763801-4
	12mm	8mm	763804-8
	12mm	10mm	763807-2
	12mm	1/4"	763808-0

## Templet guide (Metric size)

\*for fast production of complicated shapes by using templet

\*\*DRT50, RT0700C: Use with Plunge base assembly

Model No.	A (mm)	B (mm)	C (mm)	Part No.
DRT50 3707/F/FC, 3708/F/FC, 3709 3710, 3711, 3712 N3701, RT0700C, RT0702C	8	10	9.5	*343577-5
DRT50** 3612BR, RP0900, RP1800/F, RP1801/F, RP2300FC, RP2301FC, RT0700C**, RT0702C**	7.7	9.5	11.5	164379-4
	9	11	13	164775-6
	10	12	9	164388-3
	11	12.7	13	164776-4
	14	17	20	165366-6
	14.5	16	13	344364-5
	18	20	13	164393-0
	22	24	13	165364-0
	24	27	13	164470-8
	25	29	15	163080-8
	27	30	13	164471-6
	37	40	13	165046-4
	37	40	13	164472-4
	RP0910, RP1110C, RT1111C	7.7	9.5	11.5
9		11	11.5	193331-5
10.5		12	14	193332-3
11		12.7	11.5	193333-1
14		17	20	165365-8
14.5		16	11.5	193334-9
18		20	13	193335-7
22		24	13	193340-4
24		27	13	193336-5
25		29	13	193337-3
27		30	13	193338-1
37		40	13	193339-9

Templet guide (Metric size)

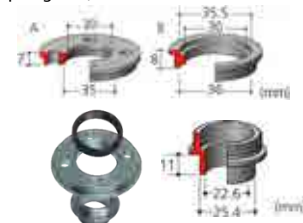
Model No.	A (mm)	B (mm)	C (mm)	Part No.
3600H, 3601B	7.7	9.5	8	323448-2
	9	11	5	323023-4
	11.1	12.7	14.3	321472-9
	10.9	12.7	8	323449-0
	14	16	8	323018-7
	14	16	14.5	321308-2

Templet guide (Inch size)

cModel No.	A	B	C	Part No.
RF1100, RF1101, RD1100, RD1101, RP1100, RP1101	57/64"	1"	7/16"	193235-1
	21/32"	3/4"	9/16"	193261-0
	11/32"	7/16"	5/32"	193262-8
	13/32"	1/2"	5/16"	193263-6
	9/32"	3/8"	5/16"	193264-4
	5/8"	54/64"	9/16"	193265-2
	17/32"	5/8"	9/16"	193266-0
	1/4"	5/16"	5/32"	193267-8

## Templet guide adapter 30

(For B & D, Porter-Cable two-piece templet guide)



Nut M30  
Part No. 252627-4  
Templet guide adapter 30  
Type A or TypeB





Templet guide 25  
Part No. 321812-1  
Plunge base assembly (P/N:195563-0 (EU:196094-2)) is also necessary.

Model No.	Type	Part No.
DRT50**, 3612BR, RP0900, RP1800/F, RP1801/F, RP2300FC, RP2301FC, RT0700C** RT0702C**	A	321492-3
3600H, 3601B	B	321493-1

## Milling/Planing



### Flange & lock nut

Lock Nut is used to secure Grinding Wheels, Cut-Off Wheels, Diamond Blades and Multi-Discs for a variety of applications.

Shape	Description	Model No.	Size	Per pkg.	Part No.
	INNER FLANGE	PC5010C	45	-	224399-1
			42	-	224415-9
			14-45	-	224490-5
			47	-	192227-7
	LOCK NUT	PC5010C	14-48	-	224515-5
			5/8-48	-	224517-1
			16-48	-	224523-6
			14-45	-	224554-5
	LOCK NUT	PC5000C, PC5001C, PC5010C	5/8-45	-	224568-4
			-	-	195354-9
	TOOLLESS LOCK NUT SET	PC5010C	-	-	195354-9
			-	(20 PCS)	195462-6

### Dust collection wheel guard

For cleaner work environment

Shape	Description	Model No.	Size	Part No.
-	DUST COLLECT COVER K SET	PC5010C	125 mm	191S70-5
	DUST COLLECTION COVER SET	PC5010C	115/125 mm	195238-1
				195239-9
				196575-6
	DUST COLLECTION COVER SET	PC5010C	125 mm	196845-3

### Dust cover



For cleaner work environment

Model No.	Part No.
PC5010C	198719-4





### Wheel guard

For increased safety

Shape	Description	Model No.	Size	Part No.
	TOOLLESS WHEEL COVER ASSEMBLY	PC5010C	125 mm	123145-8
	WHEEL COVER ASSEMBLY	PC5010C	125 mm	122911-0

### Grip, loop handle for angle grinder

Provides increased comfort on the job

Shape	Description	Model No.	Part No.
	GRIP COMPLETE	PC5010C	158237-4
	VIBRATION PROOF GRIP SET	PC5010C	194514-0

### Repair brush

Model No.	Part No.
PC5000C, PC5001C	194921-7
PC5010C	196880-1



### Chain oil

For reducing saw chain wear





















Model No.	Part No.
7104L	199897-3

























## For Dust Collecting

\*for Model DVC261, DVC265, DVC660, DVC665 only

<b>Model</b> VC002GL VC004GL DVC157L DVC867L		<b>Model</b> VC3211H VC3211M VC2211M VC3210L VC2510L VC1310L		<b>Model</b> VC009G DVC265 DVC665 DVC350		<b>Model</b> DVC750L		<b>Model</b> VC3012L/M VC4210L/M		<b>Model</b> VC2012L VC2512L VC3011L	
<b>Hose 28mm</b> 1.0m *143787-2 without front cuffs 1.5m A-34235 with front cuffs 22, 38 2.5m 195437-5 with front cuffs 22, 24, 38 3.5m 195433-3 with front cuffs 22, 24, 38 5.0m 195436-7 with front cuffs 22, 24, 38 5.0m A-34229 with front cuffs 22, 38				<b>Hose 38mm</b> with front cuffs 38 1.5 198757-6 2.5 195434-1 5.0 195435-9				<b>32-B Hose 32mm</b> 4m P-84084			
<b>Front cuffs</b> Front cuffs 38 195545-2 Front cuffs 22 195547-8				<b>Front cuffs 24</b> 195546-0				<b>Joint 22-38</b> 195548-6			
<b>Front cuffs 24</b> 195546-0				<b>Front cuffs 24</b> 195546-0				<b>Tool adaptor</b> Quicksystem ø24 (set) P-70378 Quicksystem ø38 (set) W107418688			
<b>Attachments</b> 											
		<b>Wireless unit adaptor</b> 		<b>WUT02</b> Converts tool-triggered AC vacuum cleaners in the market into AWS-compatible vacuum cleaners							


## Front cuffs, Joint & Hose Connection

<b>Hose 28mm</b> Supplied with both Front cuffs 22 and 38 	Rear cuffs (free) 	Front cuffs 38: Inner dia. 38.0mm, Outer dia. 44.2mm Front cuffs 22: Inner dia. 22.4mm, Outer dia. 25.0mm									
<b>Hose 38mm</b> 	Rear cuffs (free) 	Front cuffs 38: Inner dia. 38.0mm, Outer dia. 44.2mm									
<b>Front cuffs 38, Front cuffs 22 and Front cuffs 24 connection</b> Hose 28 with Front cuffs 22 											
Hose 28 with Front cuffs 38 											
Hose 38 with Front cuffs 38 											
<b>Hose to hose connection</b> Hose 28 with Front cuffs 38 			Hose 28 Rear cuffs 			Hose 38 with Front cuffs 38 			Hose 38 Rear cuffs 		
<b>Joint 22-38 connection &amp; size</b> Hose with with Front cuffs 38 			Joint 22-38 			Size: Inner dia. 22.4mm, Outer dia. 25.0mm 					



### Circular saw and Plunge Cut Circular Saw

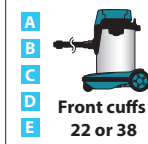
\*Inner flange is also necessary.  
\*\*with shortlever



\* not needed  
Front cuffs 24

Model	Dust nozzle set and Joint set		Cuffs
	Description	Parts No.	
DHS630	Dust nozzle set	194314-8	Cuffs 22
DHS631	Dust nozzle set	196995-4	Cuffs 22
DHS660, DHS661	Dust nozzle set	199230-9	Cuffs 24
DHS680	Dust nozzle set	196961-1	Cuffs 24
DHS710	Dust nozzle set	196520-1	Cuffs 24
DHS711	Dust nozzle set	196843-7	Cuffs 24
DHS780, DHS781, DHS782, DHS783	Dust nozzle set	196520-1	Cuffs 24
HS009G, HS010G, HS011G	---	---	Cuffs 24
DHS900, DHS901, DSP600, DSP601	---	---	Cuffs 24
DSS501	Dust nozzle set	194415-2	Cuffs 22
DSS611	Dust nozzle set	199460-2	Cuffs 22
RS001G	---	---	Cuffs 24
RS002G, 5017RKB	---	---	Cuffs 38
5007F, 5007FA, 5007NB	Dust nozzle set	199711-3	Cuffs 24
5007MGA, 5007MG	Dust nozzle set	199716-3	Cuffs 24
5007N, 5007NF	Dust nozzle set	199712-1	Cuffs 24
5008MG, 5008MGA	Dust nozzle set	194489-3	Cuffs 38
5103R	Joint(W/O screw)/ Joint set(W / screw x2)	415426-7/ 192419-8	Cuffs 38
5104, 5104S	Joint set	199427-0	Cuffs 38
5143R	Joint	192490-2	Cuffs 38
N5900B, 5902B	Joint set	193068-4/ 193823-4	Cuffs 38
5903R	Joint set	192419-8	Cuffs 38
HS003G, HS004G	Dust nozzle set	196520-1	Cuffs 24
HS301D	Dust nozzle set	195334-5	Cuffs 22
HS0600	Dust nozzle set	198263-1 / 198265-7	Cuffs 24
HS6100, HS6101	Dust nozzle set	195801-0	Cuffs 24
HS6600	Dust nozzle set	196843-7 / 196520-1	Cuffs 24
HS6601	Dust nozzle set	196520-1	Cuffs 24
HS7000	Dust nozzle set	197221-4 / 196520-1	Cuffs 24
HS7010	Dust nozzle set	196520-1	Cuffs 24
HS7100, HS7101	Dust nozzle set	195801-0	Cuffs 24
HS7600	Dust nozzle set	197221-4 / 196520-1	Cuffs 24
HS7010, HS7610, HS7611	Dust nozzle set	198933-2	Cuffs 24
HS7601, HS7610, HS7611	Dust nozzle set	196520-1	Cuffs 24
SP6000, SP001G	---	---	Cuffs 24

### Angle grinder to diamond wheel

















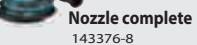



Model	Dust collection wheel guard for diamond wheel		Cuffs
	Wheel guard type	Parts No.	
100mm Triple notches bearing box models	A	198414-6	Cuffs 22
100mm Single notch bearing box models	C	199294-3	Cuffs 38
9500NB N9500N	A	198413-8	Cuffs 22
125mm Triple notches bearing box models	C	199295-1	Cuffs 38
125mm Single notch bearing box models	C + Rubber sleeve	192212-0 + 192202-3	Cuffs 22
125mm X-Lock models	A	198416-2	Cuffs 22
125mm Toolless wheel cover (Slide lever style) models	C	196845-3	Cuffs 38
180mm Triple notches bearing box without brake models	A	198415-4	Cuffs 38
180mm Twin notches bearing box models & Single notch bearing box models	B	192968-5 192972-4	Cuffs 38
230mm Triple notches bearing box without brake models	C	196846-1	Cuffs 38
230mm Twin notches bearing box models & Single notch bearing box models	D	191G05-4	Cuffs 38
230mm Single notch bearing box models	D	191G06-2	Cuffs 38
180mm Triple notches bearing box without brake models	D	198514-2(M14 spindle) 198514-2* (5/8" spindle) 198514-2* (M16 spindle)	Cuffs 38
230mm Single notch bearing box models	B	194303-3	Cuffs 38
230mm Triple notches bearing box without brake models	D	198379-2(M14 spindle) 198440-5(EU) 198509-5 (5/8" spindle) 198510-0 (M16 spindle)	Cuffs 38
230mm Twin notches bearing box models & Single notch bearing box models	B	194044-1	Cuffs 38
230mm Single notch bearing box models	D	198380-7 (M14 spindle) 198511-8 (5/8" spindle) 198380-7* (M16 spindle)	Cuffs 38
	B	194044-1	Cuffs 38

### Angle grinder to cup diamond wheel






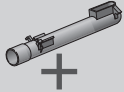






Model	Dust collection wheel guard for cup diamond wheel		Cuffs
	Wheel saiz	Parts No.	
125mm Toolless wheel cover (Slide lever style) models	125mm	191F81-2	Cuffs 38
125mm Triple notches bearing box models	125mm	195238-1 195239-9(EU) 196575-6	Cuffs 38
125mm Single notch bearing box models	125mm	195236-5 195237-3 195250-1	Cuffs 38
230mm Triple notches bearing box models	180mm	195384-0 195385-8 197584-8	Cuffs 38
230mm twin notches bearing box models	180mm	195386-6 195387-4 195388-2	Cuffs 38

# System charts

For Model	Suction Systems and Part No.
<b>Belt Sander</b> DBS180, 9032 	<b>Dust nozzle assembly</b> 122652-8 
<b>Belt Sander</b> 9031 	 <p><b>front cuffs 22</b></p>
<b>Finishing Sander</b> DBO380, DBO381, DBO480, DBO481, DBO482, 9046, BO3700, BO3710, BO3711, BO4900/V, BO4901, BO4555, BO4556, BO4565, BO4566, BO4557, BO4558 	 <p><b>front cuffs 22</b></p>
<b>Random Orbit Sander</b> BO5012, BO5030, BO5031, BO5040, BO5041, BO6030, BO6040, DBO180 	 <p><b>front cuffs 22</b></p>
<b>Multi Tool</b> DTM52 ————— 191R02-6 DTM51 ————— 199627-2 DTM50 ————— 199621-4 TM3000C ————— 199618-3 TM3010C ————— 199624-8 	<b>Dust attachment set</b> 
<b>Belt Sander</b> 9404, 9902, 9903, 9910, 9911, 9920, 	 <p><b>front cuffs 22</b></p>
<b>Random Orbit Sander</b> BO6050 	<b>Front cuffs24</b> 195546-0 
<b>Nozzle complete</b> 143376-8 	 <p><b>front cuffs 22</b></p>
<b>Cordless Drywall Sander</b> DSL800, DSL801 	<b>Front cuffs24</b> 195546-0 

\* not needed Front cuffs 24

For Model	Suction Systems and Part No.
<b>Jig Saw</b> JV100D, JV143D, JV183D, 4326, 4327, 4328, 4329, JV0600 	 <p><b>front cuffs 22</b></p>
<b>Jig Saw</b> DJV180, 4350T/CT/FCT, 4351T/CT/FCT 	<b>Dust Nozzle</b> 417853-4 
<b>Cordless Jig Saw</b> DJV181, DJV182 ————— 126331-0 **JV102D, JV103D ————— 457801-1 	<b>Dust nozzle assembly</b> 
<b>Cordless Jig Saw</b> DJV181, DJV182 ————— 126331-0 **JV102D, JV103D ————— 457801-1 	<b>Front cuffs 24</b> 195546-0 
<b>Cordless Cutter</b> DCS553 	<b>Dust cap complete</b> 



























\* not needed Front cuffs 24
















# System charts

For Model	Suction Systems and Part No.
<b>Angle Cutter</b> 4112H, 4112HS, 4114, 4114S 	<b>Elbow joint 32</b> 192613-2 
<b>Dustless Cutter</b> 4100KB 	 front cuffs 38  front cuffs 38  front cuffs 38  front cuffs 38  front cuffs 38  Tool adapter 38
<b>Cordless Dustless Cutter</b> DCC500 	
<b>Cutter With Dust Collection</b> 4157KB 	
<b>Wall Chaser</b> SG1251, SG1250 	 front cuffs 38  front cuffs 38  front cuffs 38  Tool adapter 38
<b>Concrete Planer</b> PC5000C, PC5001C, PC5010C 	
<b>Belt Sander</b> 9924DB 	
<b>Belt Sander</b> 9403, 9921 	<b>Joint 32</b> 192518-6 
<b>Wheel Sander</b> 9741 	<b>Joint 32</b> 192349-3 
	<b>Joint</b> 410899-9 










For Model	Suction Systems and Part No.
<b>Cordless Slide Compound Miter Saw</b> DLS713, DLS714 	 front cuffs 38  front cuffs 38  front cuffs 38  front cuffs 38  front cuffs 38  front cuffs 38  Tool adapter 38
<b>Slide Compound Saw</b> LS0714/F/FL/L, LS0815F/FL, LS1016L, LS1017L, LS1018/L, LS1216/L 	 front cuffs 38  front cuffs 38  front cuffs 38  Tool adapter 38
<b>Miter Saw</b> LS1030N, LS1440 	
<b>Compound Miter Saw</b> LS1040/F, LS1045, LS1221 	 front cuffs 38  front cuffs 38  Tool adapter 38
<b>Cordless Compound Miter Saw</b> DLS600 	 Tool adapter 38
<b>Flip Over Saw</b> LF1000 	
<b>Table Top Miter Saw</b> LH1040/F, LH1201FL 	 Tool adapter 38
<b>Slide Compound Saw</b> LS1019/L, LS1219/L 	
<b>Cordless Slide Compound Miter Saw</b> LS002G, LS003G, LS004G, DLS110, DLS111, DLS112, DLS211, DLS212 	<b>Front cuffs 24</b> 195546-0 













# System charts

For Model	Suction Systems and Part No.
<b>Table Saw</b> 2704N, 2705 	<b>Joint</b> 419093-0 
<b>Table Saw</b> 2703 	<b>Joint 55</b> 192799-2 
<b>Table Saw</b> MLT100N 	<b>Dust port</b> JM27000090 
<b>Table Saw</b> 2712 	
<b>Band Saw</b> LB1200F 	<b>Joint</b> 419093-0 
<b>Scroll saw</b> SJ401 	<b>Rubber sleeve 36-38</b> A-30617 
<b>Planer</b> 2012NB 	<b>Hood set</b> 193036-7 Outer dia. 76 mm 

<b>A</b>		<b>front cuffs 38</b>
<b>B</b>		<b>front cuffs 38</b>
<b>C</b>		
<b>D</b>		
<b>E</b>		
<b>E</b>		<b>front cuffs 38</b>
<b>G</b>		<b>Tool adapter 38</b>

For inner dia. 76 mm  
Hose Vacuum Cleaner

For Model	Suction Systems and Part No.
<b>Power Planer</b> KP001G, DKP181, KP0810/C 	<b>front cuffs 38</b> 
<b>Power Planer</b> DKP180, KP0800 	<b>Nozzle</b> 451329-1 
<b>Power Planer</b> 1805N 	<b>Chip cover</b> 415452-6 
<b>Power Planer</b> 1911B 	<b>Nozzle for vacuum cleaner</b> 192082-7 
<b>Power Planer</b> N1900B, N1923B, KP0800, 1804N, 1805N, 1806B, KP312/S 	<b>front cuffs 38</b> 
	<b>front cuffs 38</b> 
	<b>front cuffs 38</b> 

\*C: DVC350  
Cannot be used with  
Planer models



## Nozzle assembly



## Joint





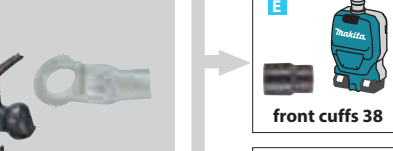


\*Elbow



Model No.	Part No.	Model No.	Part No.
N1900B	191569-6	N1900B, N1923B	192799-2 JPA122275
N1923B	152464-5		
KP0800, DKP180, DKP140	451329-1	DKP180, DKP181, KP0810/ C, KP0800	*191C20-4
1804N	JPA122278 (122278-6)		
1805N	JPA122277 (122277-8)	1804N, 1805N, 1806B, KP312/S	181575-9
1806B	414499-7		
KP312/S	193733-5		

For Model	Suction Systems and Part No.
<b>Plate Joiner</b> PJ7000, DPJ180	 <p><b>A</b> front cuffs 22</p>
<b>Cut-out Tool</b> 3706	 <p><b>B</b> front cuffs 22</p>
<b>Dust collection cover</b> 193449-2	 <p><b>C*</b> front cuffs 22</p>
<b>Cordless Cut-out Tool</b> DCO181, DCO180	 <p><b>D</b> Joint 22-38 195548-6</p>
<b>Cordless Drywall saw</b> DSD180, SD100D	 <p><b>E</b> front cuffs 22</p>
<b>Router</b> RP1111C, RP1110C, RP0910	 <p><b>F</b> Tool adapter 24 + Joint 25-50 192349-3</p>
	 <p><b>G</b> Tool adapter 38 + Joint 22-38 195548-6</p>

\*C: DVC350 Cannot be used with Router models

For Model	Suction Systems and Part No.
<b>Router</b> RP1802/ F, RP1803/ F, RP1801/ F, RP1800/ F, RP2302FC, RP2303FC RP2301FC, RP2300FC	 <p><b>A</b> Dust nozzle 194934-8 front cuffs 38</p>
3612BR	 <p><b>B</b> 192035-6 front cuffs 38</p>
<b>Router</b> RD1101, RF1101, RP1101	 <p><b>C</b> Dust nozzle 193379-7 front cuffs 38</p>
<b>Router</b> RP0900, ***RT0700C, ***RT0702C	 <p><b>D</b> Dust nozzle 194733-8 front cuffs 38</p>
<b>Cordless Router</b> ***RT001G, ***DRT50	 <p><b>E</b> Dust nozzle 194733-8 front cuffs 38</p>
*** Use with Plunge base assembly	 <p><b>F</b> Dust nozzle 195559-1 front cuffs 38</p>
<b>Trimmer</b> RT0700C	 <p><b>G</b> Dust nozzle 195559-1 Tool adapter 38</p>
<b>Cordless Trimmer</b> RT001G, DRT50	

Makita recommend to use 38mm hose when you use Router



# Vacuum Cleaner System charts

with front sleeve

Hose connection 28




















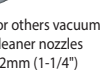



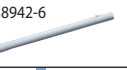
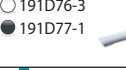


















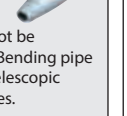













Hose connection 38

Hose connection 32

## For Cleaning

\*for Model DVC261, DVC265, DVC660, DVC665 only

Color

<p><b>Model</b> VC001GL DVC861L VC003GL DVC865L VC005GL DVC866L DVC155L DVC156L DVC860L</p> 	<p><b>Model</b> VC3211H VC3211M VC2211M VC3210L VC2510L VC1310L</p> 	<p><b>Model</b> VC008G DVC261 DVC660 DVC350</p> 	<p><b>Cleaning set</b> -Hose complete 38-2.5 -Straight pipe -Bending pipe -Nozzle assembly -Corner nozzle 195439-1</p> 	
<p><b>Hose 38mm</b> with front sleeve (front cuffs 32A) 1.5m 199388-4</p> 	<p><b>Hose 32mm</b> with front sleeve (front cuffs 32A) 1.0m*199453-9 1.7m 199493-7</p> 	<p><b>Hose 28mm</b> 1.0m *143787-2 5.0m 195436-7 1.5m 144408-9 5.0m A-34229 1.5m 152992-0 2.5m 195437-5 3.5m 195433-3</p> 	<p><b>Hose 38mm</b> 1.5m 198757-6 2.5m 195434-1 5m 195435-9</p> 	
			<p><b>Bent pipe</b> 192562-3 <b>Straight pipe</b> 192563-1</p> 	
<p><b>Bending pipe assembly with pipe lock</b> without sleeve 140G26-3 (front cuffs 32A)</p> 	<p><b>Bending pipe assembly with pipe lock</b> with sleeve 127093-3</p> 	<p><b>Bending pipe assembly</b> without sleeve 458184-2 (front cuffs 32A)</p> 	<p><b>Bending pipe assembly</b> with sleeve 126756-8</p> 	<p><b>Front cuffs 22</b> 195547-8</p> 
<p><b>Cyclone attachment set with pipe lock*</b> ○ 191D71-3 / 191D70-5 ● 191D73-9 / 191D72-1</p> 		<p><b>Cyclone attachment set*</b> ○ 199491-1 / 191D74-7 ● 191D75-5 / 199553-5</p> 		<p><b>Aluminum joint pipe</b> (L=465mm) 199844-4</p> 
<p><b>Straight pipe with pipe lock</b> <b>Aluminum Telescopic pipe 28L</b> (L=590-942mm) 140G19-0 Bending pipe assembly with pipe lock (140G26-3) set 191B15-1</p> 		<p><b>Straight pipe</b> <b>Plastic Telescopic pipe 28</b> (L=500-850mm) 198559-0</p> 		<p><b>Aluminum straight pipe 32</b> (L=465mm) 199843-6</p> 
<p><b>Plastic Telescopic pipe 28L</b> (L=590-950mm) 127605-2</p> 		<p><b>Plastic straight pipe 28</b> (L=465mm) ○ 451424-7 ○ 451241-5 ● 451244-9 ● 456587-4</p> 		<p>for others vacuum cleaner nozzles 32mm (1-1/4")</p> 
<p><b>Plastic straight pipe 28L with pipe lock</b> (L=479mm) ○ 459353-8 ● 459356-2 ● 458942-6</p> 		<p><b>Plastic straight pipe 28L with pipe lock</b> (L=340mm) for Cyclone attachment set ○ 191D76-3 ● 191D77-1</p> 		<p><b>Tapered nozzle set</b> 192236-6</p> 
<p><b>28mm Tip attachments</b></p> <p><b>Nozzle assembly</b> Flat type 199454-7</p> 		<p><b>Seat nozzle 28</b> For automobile ○ 199038-1 ● 199041-2 ● 199039-9</p> 		<p><b>Crevice nozzle 415</b> 199439-3</p> 
<p><b>F/C switching t-nozzle 28</b> Flooring &amp; carpet 191G86-8</p> 		<p><b>Seat nozzle 120 set</b> For automobile 140H95-0</p> 		<p><b>Round brush</b> ○ 198552-4 ○ 198877-6 / 198878-4 ● 198549-3 / 198553-2 ● 198551-6 / 198555-8</p> 
<p><b>F/C switching t-nozzle 28</b> Flooring &amp; carpet ○ 198183-9 / 198532-0 ● 199431-9</p> 		<p><b>Mat nozzle 120</b> For automobile 459056-4</p> 		<p><b>Shelf brush</b> ○ 198537-0 ○ 198873-4 ● 198538-8 ● 198540-1</p> 
<p><b>Nozzle assembly</b> Floor t-nozzle 28 ● 123485-4 ○ 123486-2 ● 123488-8 ● 123539-7</p> 		<p><b>Brush nozzle set</b> 191M30-1</p> 		<p><b>Soft brush 360 complete set</b> 140H94-2</p> 
<p><b>Floor/carpet t-nozzle</b> For rug / carpet ○ 198150-4 / 198149-9 ○ 198525-7 / 198528-1 ● 198523-1 / 198527-3 ● 198526-5 / 198529-9</p> 		<p><b>Sash nozzle</b> ○ 416041-0 ○ 451240-7 ● 451243-1 ● 456586-6</p> 		<p><b>Rubber nozzle 330 set</b> *422437-5</p> 
<p><b>Nozzle assembly</b> For rug / carpet 122291-4</p> 		<p><b>Long sash nozzle 330</b> ○ 198919-6 ● 198990-0 ● 198992-6 ● 191D65-8</p> 		<p><b>Flexible rubber nozzle 28</b> *197901-2</p> 
		<p>*These nozzles cannot be attached directly to Bending pipe assembly use with telescopic pipes or straight pipes.</p>		<p><b>Model</b> VC3012L VC4210L VC3012M VC4210M</p> 
		<p><b>Model</b> VC2012L VC2512L VC3011L</p> 		<p><b>Hose 32mm</b> 4m P-84084</p> 
		<p><b>Hose 32mm</b> 3.5m P-81739</p> 		<p><b>Curved hand tube inox</b> P-70346 <b>Extension tubes</b> ø35x350mm 3pcs W107418350</p> 
		<p><b>Extension tubes</b> ø35x520mm black 2 pcs P-72942</p> 		<p><b>Floor nozzle</b> D36x260 (Dry/ Wet) W107402706</p> 
		<p><b>Floor nozzle</b> D36x300(Dry/ Wet) P-81789</p> 		<p><b>Floor nozzle</b> Universal Type(Wet) W000014295</p> 
		<p><b>Corner nozzle</b> ø35x200 Use with P-81745 W000029541</p> 		<p><b>Corner nozzle</b> W6084</p> 
		<p><b>Cleaning set</b> A, B, C, D set W107418349</p> 		<p><b>Cleaning set</b> A, B, C, D set W107418349</p> 



# Filter & Dust bag




**for Dust (Powder)**

**for Wet & Dry**

Cloth filter or Water filter (Water only)

Compatible with usual Poly bags or Paper filters, allowing for:

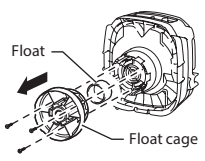


- Quick and easy dust disposal
- Lower-running cost compared with paper dust bag

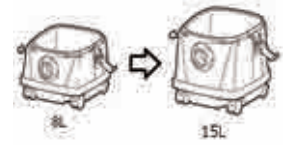


	DVC155L, DVC865L, DVC860L (Wet & Dry)	VC3211H	VC3210L	VC2510L	VC1310L	VC001GL, VC003GL	VC002GL, VC004GL, VC005GL	
Use as a set	<b>Powder filter set</b> Dry only  *HEPA filter for Dry use only	*197166-6 	VC3211H: *196251-2  VC3211M, VC2211M VC2201M: *196252-0 	195441-4 	195441-4 	195438-3 	*191V70-3 	*191V70-3 
	<b>Damper set</b>	195552-5 	196254-6 	195552-5 	195552-5 	195552-5 	191V68-0 	191V68-0 
	<b>Pre-filter set</b>	195553-3 	196253-8 	195612-3 	195612-3 	195553-3 	191V69-8 	191V69-8 
<b>Cloth filter</b> Wet & Dry	140248-3 					144625-1 	144625-1  191V71-1 (VC005G only)	
<b>Water filter</b> Wet only  It is recommended using water filter when picking up large amount of water repeatedly.	195555-9  DVC155L, DVC865L, DVC860L only		195611-5 	195556-7 	195555-9 	191V67-2 		
<b>Paper filter set (5pcs)</b> for dry dust except powder	A-48430 				A-48430 			
<b>Dust paper filter 7L (5pcs)</b> for dry powder	A-49541 				A-49541 			
<b>Filter bag set 15L (5pcs)</b> for dry dust	195557-5 			195557-5 	195557-5 			
<b>Filter bag set 25L (5pcs)</b> for dry dust		195558-3 	195558-3 					
<b>Poly bag set (10pcs)</b>	195432-5 	195440-6 	195440-6 	195440-6 	195432-5 	195432-5 	195432-5 	

To use powder filter, remove the float cage and float by removing the bolts.



**Capacity up tank set**  
DVC860L, DVC861L, DVC865L, DVC866L, DVC867L  
191B56-7, 191B57-5\*  
\* "HEPA filter" Mark on tank





# Cordless Cleaner and Backpack Vacuum Cleaner for selectable filters & Carrying bag

## Capsule type cleaner Model: CL001, GDCL281F, DCL280F, DCL181F, DCL180F, DCL180, CL183D, CL108FD, CL106FD, CL070D

**HEPA filter**  
199989-8  
Except Model: CL183D

**HEPA filter + Pre filter**

**HEPA filter + Easy shake off dust filter**

**Filter + Pre filter**

**Filter**  
10per pkg  
198915-4

**Pre filter**  
198750-0  
198751-8(EU)

**Easy shake off dust filter**  
(High performance filter)  
199966-0

**Stay (Filter flame)**  
458467-0

**Valve**  
424208-6

**Sponge sheet 57**  
422268-2  
Except Model: CL070D, CL183D

**Easy shake off dust filter**

## Paper bag type cleaner Model: CL002G, DCL282F, DCL182, DCL182F, CL114FD, CL121D, CL107FD, CL072D, DCL184, CL121D

**Cordless Cleaner**

**Sponge sheet 76-110**  
(Recessed wall)  
424804-0

**Guard**  
413J77-0  
CL002G only

**Paper filter Anti-bacterial type**  
(High performance filter)  
10per pkg.  
194565-3/ 198744-5 (EU)  
5per pkg.  
194566-1/ 198745-3 (EU)

**Dust bag**  
198746-1  
198747-9 (EU)

**Easy shake off dust bag**  
198748-7  
198749-5 (EU)  
Except Model: CL002G only

**High performance dust bag set**  
1910M4-5  
CL002G only

**Valve stay complete** (Dust stopper)  
143677-9  
DCL184, DCL182, DCL182F,  
CL114FD, CL121D, CL107FD,  
CL072D  
140K23-3  
CL002G, DCL282F

**Sponge sheet 90**  
422440-6

**DCL184, CL121D**

## Cleaner carrying bag

Cleaner body, battery, charger and accessories can be stored together.



Except Model: DCL184, CL121D  
(LxWxH: 600x210x190mm)  
Part No. 199901-8

with shoulder belt/ Part No. 161904-2



Model: DCL184, CL121D  
(LxWxH: 490x210x230mm)  
Part No. 199900-0

with shoulder belt: Part No. 162544-9

## Blue dust capsule

Transparent blue dust capsule.  
You can see the accumulated dust.

Model: CL001G, DCL280F, DCL281F  
Part No. 136106-9



## Backpack Vacuum Cleaner Model: VC008G, VC009G, DVC660, DVC665, DVC261, DVC265

### VC008G, VC009G, DVC660, DVC665

**Dust bag assembly**  
191C30-1

**Filter bag set** (Paper dust bag)  
10per pkg.  
191C26-2

**Main filter H set (HEPA filter)**  
191D12-9

### DVC261, DVC265

**Dust bag assembly**  
197898-5  
197899-3(EU)

**Filter bag set** (Paper dust bag)  
10per pkg.  
197903-8

**Filter set assembly (HEPA filter)**  
127725-2

**Cordless Upright Cleaner** Model: DVC560

**28mm Tip attachments**

**Seat nozzle 28**  
For automobile  
 ○ 199038-1  
 ● 199041-2  
 ● 199039-9

**Long sash nozzle 330**  
 ○ 198919-6  
 ● 198990-0  
 ● 198992-6  
 ● 191D65-8

**Seat nozzle 120 set**  
For automobile  
140H95-0

**Mat nozzle 120**  
For automobile  
459056-4

**Round brush**  
 ● 198552-4  
 ○ 198878-4  
 ● 198553-2  
 ● 198555-8  
 ● 191D67-4

**Brush nozzle set**  
191M30-1

**Shelf brush**  
 ● 198537-0  
 ○ 198873-4  
 ● 198538-8  
 ● 198540-1

**Sash nozzle**  
 ● 416041-0  
 ○ 451240-7  
 ● 451243-1  
 ● 456586-6  
 ○ 413770-6  
 ● 413859-0  
 ● 413809-5

**Soft brush 360 complete set**  
140H94-2

**Filter bag set**  
10 pcs. set  
191T96-3

**Main filter h set**  
191E39-5  
**HEPA filter**

**Brush complete set**

**Cordless Portable Vacuum Cleaner** Model: DVC750L

**For Cleaning Hose Complete**  
28-2.0m with Front cuffs 38  
140G04-3

**38mm Tip attachments**

**Wide Nozzle**  
458891-7

**Sash Nozzle**  
458919-1

**Round brush**  
191657-9

**Corner nozzle**  
410306-2

**Joint 22-38**  
195548-6

**Tapered nozzle set**  
192236-6

**Joint 38**  
418500-0

**28mm Tip attachments**

**Dry only**

**Filter complete (HEPA filter)**  
Dry 162518-0

**Pre filter and Damper set**  
Dry only 199827-4

**Damper**  
422449-8

**Pre filter**  
162635-6

**Wet only**

**Wet filter set**  
191M39-3

**Shoulder Belt Set**  
199486-4

# Dust management

## MAKPAC adapter set



Model No.	Part no.
VC1310L, VC2201M, VC2211M, VC2510L, VC3210L, VC3211M	198599-8 198730-6(EU)

## 28mm Hose



Length (m)	Hose type	Front cuffs	Included items	Part No.
1.0	Antistatic hose	without cuffs	---	143787-2
1.5	Antistatic hose	without cuffs	---	144408-9
1.5	Antistatic hose	Front cuffs 38	---	152992-0
1.5	Antistatic hose	Front cuffs 38	Front cuffs 22	A-34235
2.5	Antistatic hose	Front cuffs 22	Front cuffs 38 Front cuffs 24	195437-5
3.5	Antistatic hose	Front cuffs 38	Front cuffs 22 Front cuffs 24	195433-3
5	Antistatic hose	Front cuffs 38	Front cuffs 22	A-34229
5	Antistatic hose	Front cuffs 38	Front cuffs 22 Front cuffs 24	195436-7

## Front cuffs for 28mm hose or joint

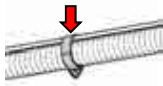
Type	Hose side	Cuffs type	Part No.
Front cuffs 22	28mm hose w/o cuffs	cuffs 22	195547-8
Front cuffs 38	28mm hose w/o cuffs	cuffs 38	195545-2
Front cuffs 24	Cuffs 22 or Cuffs 38	cuffs 24	195546-0
Joint 25 set	Cuffs 24	cuffs 22	192349-3
Rubber sleeve 18-21	Cuffs 22	For 18-21mm pipe	192202-3
Holder cuff set Front cuff 22 Front cuff 24, Holder 10-33,	28mm hose w/o cuffs	cuffs 22 or cuffs 24	195637-7

## Holder 10-33 for 28mm hose



Hose size	Part No.
28	195544-4

## Hose band



Hose size	Part No.
28/32/38	166116-2

## Belt hook complete



Hose size	Part No.
	141873-3

## Hose 38mm




Length (m)	Hose type	Front cuffs	Included items	Part No.
1.5	Antistatic hose	Front cuffs 32A	Bending pipe	199388-4

## 28mm Bending pipe



Matching hose set / Matching cuffs	Matching pipe	Part No.
28mm hose w/o cuffs	28L	127093-3
Front cuffs 32A		140G26-3
28mm hose w/o cuffs	28	126756-8
Front cuffs 32A		458184-2

## 28mm Bending pipe & Aluminum Telescopic pipe set



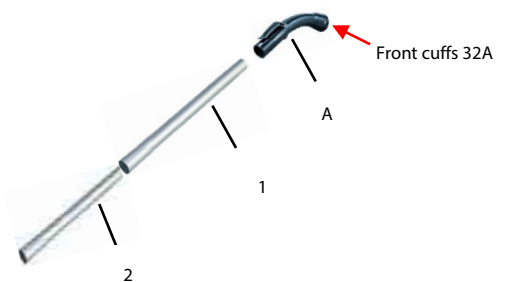
Matching cuffs	Matching nozzle	Part No.
Front cuffs 32A	28	191B15-1

## 28mm Bending pipe & Telescopic pipe set



Matching cuffs	Matching nozzle	Part No.
Front cuffs 32A	28	191G89-2

## Aluminum pipe 32



Item	Description	Matching cuffs	Material	Part No.
A	28mm Bending pipe	Front cuffs 32A	Plastic	458184-2
1	Aluminum joint pipe 32 (L=465mm)	---	Aluminum	199844-4
2	Aluminum straight pipe 32 (L=465mm)	---	Aluminum	199843-6

# Dust management

## Joint



Joint type	Part No.	Third party vacuum cleaner nozzles
C38	191M79-1	Proteam Side Winder
B35	191M78-3	KARCHER Nilfisk
A32	191M77-5	PACVAC SHOPVAC Proteam

## Hose stand



Part No.
197323-6

## Hose 38mm



Length (m)	Hose type	Front cuffs	Part No.
1.5	Antistatic hose	Front cuffs 38	198757-6
2.5	Antistatic hose	Front cuffs 38	195434-1
5	Antistatic hose	Front cuffs 38	195435-9

## Joint 38mm hose

Type	Hose side	Nozzle side	Part No.
Front cuffs 24	Cuffs 22 or Cuffs 38	Cuffs 24	195546-0
Joint 22-38	Cuffs 38	Cuffs 22	195548-6
Joint 38	Cuffs 38	Nozzle 28	418500-0
Joint H	Cuffs 38	Nozzle 32	424009-2
Nose joint 38	Cuffs 38	Cuffs 38	415021-3
Joint 55 assembly	Cuffs 38	56 mm pipe	192799-2
Joint 70	Cuffs 38	70mm pipe with O-ring	181575-9
Joint 45	Cuffs 38	75mm Hose	191852-1

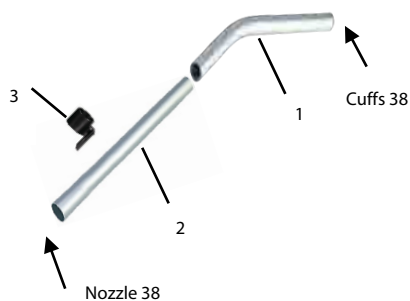
## Cleaning set

Includes one each of:  
 -Hose complete 38-2.5  
 -Straight pipe  
 -Bending pipe  
 -Nozzle assembly  
 -Corner nozzle



Part No.
195439-1

## Aluminum pipe 38



Item	Description		Part No.
1	Bending pipe	Aluminum	192562-3
2	Straight pipe	Aluminum	192563-1
3	Stopper + Screw M4x20	---	451350-0 + 911138-5

## 32mm Hose B type



Model No.	Size	Length (m)	Part No.
VC3012L/M, VC4210L/M	32B	4	P-84084
VC2012L, VC2512L, VC3011L	32B	3.5	P-81739

## Tool adaptor

Quicksystem ø24 (set)



Quicksystem ø38 (set)



Tool adapter 24



Joint 25-50



adapter 35/38



Tool cuff adapter 24



Tool cuff adapter 38



Model No.	Description	Part No.
VC2000L, VC2012L, VC2512L, VC3011L	Tool adaptor 22 quick set	W107418661
	Tool adaptor with regulation	W107409977
	Tool adaptor 38 VC2012-3011L	W107418680
VC3012L/M, VC4210L/M	Quicksystem ø24 (set)	P-70378
	Quicksystem ø38 (set)	W107418688
VC2012L, VC2512L, VC3011L	with regulation	P-81745
VC3012L/M, VC4210L/M	Joint 25-50	192349-3
VC2012L, VC2512L, VC3011L	adapter 35/38	P-70421
VC3012L/M, VC4210L/M	Tool cuff adapter 24	P-70415
	Tool cuff adapter 38	P-70421

## Dust management

### Cleaning set

Includes one each of:

- Extension tubes
- Crevice nozzle  $\phi 35 \times 300$
- Curved hand tube inox
- Floor nozzle D36x300 wet/dry



Model No.	Part No.
VC3012L/M, VC4210L/M	W107418349

### 32mm Curved hand tube inox



Model No.	Part No.
VC3012L/M, VC4210L/M	P-70346

### 32mm Extension tubes



Model No.	Description	Part No.
VC3012L/M, VC4210L/M	$\phi 35 \times 350 \text{mm}$ 3pcs	W107418350
VC2012L, VC2512L, VC3011L	$\phi 35 \times 520 \text{mm}$ black 2 pcs	P-72942

### Nozzle 32

Floor nozzle D36x300



Model No.	Type	Dry/ Wet	Part No.
VC3012L/M, VC4210L/M	D36x300	Dry/ Wet	P-81789
VC2012L, VC2512L, VC3011L	D36x260	Dry/ Wet	W107402706
VC2012L, VC2512L, VC3011L	Universal Type	Dry/ Wet	W14295

### Corner nozzle 32

\*Use with P-81745



Model No.	Size	Part No.
VC3012L/M, VC4210L/M	$\phi 35 \times 300$	W6084
VC2012L, VC2512L, VC3011L	$\phi 35 \times 200$	*W29541

### Filter & bag

Model No.	Description	Per pkg.	Part No.
VC3011L, VC2512L, VC2012L	Fleece filter bag (Filter bag)	5	P-72899
	Pre Disposal bag	5	P-70297
VC4210M / L	PTFE Flat filter	1	W107418351
	Motor cooling filter PET	1	W107418352
	Fleece filter bag (Filter bag)	5	W107418353
	Long-Life Filter bag	1	W107418354
	Pre Disposal bag	5	W107418355
VC3012M / L, VC2512L, VC3011L	PET Filtcelent	1	P-70219
VC3012M / L, VC2512L, VC3011L	Fleece Filter bags	5	P-84078
	Pre Disposal bag	5	P-70297

### Nozzle assembly for vacuum & blow



Model No.	Size(mm)	Part No.
DUB182, DVC350	220	132025-7
	430	134182-7
UB100D, UB101D, DUB185, DUB186 UB1102, UB1103	220	123245-4
	430	123246-2

### Bending long nozzle set / Garden Nozzle Assembly Set for blow



Model No.	Part No.
UB1102, UB1103	196729-5
UB100D, UB101D, DUB185, DUB186, UB1102, UB1103	191G09-6

### Tapered nozzle set for blow



Nozzle assembly (P/N:132025-7) is also necessary

Model No.	Color	Part No.
DVC350, UB100D, UB101D, DUB182, DUB185, DUB186	Gray	192236-6

### Flexible hose, straight pipe, set

(Total length: 95cm)



Model No.	Part No.
DUB182, UB1100, UB1101	191750-9
DUB185, DUB186, UB100D, UB101D, UB1102, UB1103	196643-5

### Dust bag



Model No.	Part No.
DUB182, UB1100, UB1101	122321-1
DUB185, DUB186, UB100D, UB101D, UB1102, UB1103	123241-2

### Flexible hose set



Model No.	Part No.
DUB185, DUB186, UB100D, UB101D, UB1102, UB1103	191M34-3

## Dust management

### wiper nozzle set (for blowing away)



Model No.	Part No.
DUB185, DUB186, UB100D, UB101D, UB1102, UB1103	191M32-7

### Brush nozzle set



Model No.	Part No.
DUB185, DUB186, UB100D, UB101D, UB1102, UB1103	191M30-1

### For DCL501



	Type	Part No.
Hose	-	SH00000034
Straight pipe	Adjustable length	SH00000060
Nozzle assembly	Flooring & carpet	SH00000058
Crevice nozzle	-	SH00000042

### Dust box assembly



Model No.	Part No.
LS0714, LS0714F, LS0714FL, LS0814FL, LS1216, LS1216FL, LS1216L	194175-6

### Dust Bag



For AC models

	Model	Part No.
Blower	UB1100, UB1101	122321-1
	UB1102, UB1103	123241-2
Cutter	4100KB	126738-0
Belt sander	9924DB	122296-4
	9404, 9902, 9903, 9920	122591-2
	9921, 9403	122562-9
	9910, 9911	122548-3
Plunge cut saw	SP6000	122562-9
Slide compound saw, Miter saw, Table top miter saw	LF1000, LH1040/F, LS0714/F/FL/L, LS1019/L, LS1030N, LS1040/F, LS1045, LS1216/F/FL/L, LS1219/L, LS1221	122852-0
	LH1201FL, LS1017L, LS1018L	JM23100501
	LS0815F/FL	JM23510010
	LS1510	122321-1
Power Planer	1100/N	STEX122312
	1911B	122402-1
	1923H	192268-3
	N1900B, N1923B	122230-4
Concrete planer	KP0810/C, KP0800	122793-0
	PC5000C, PC5001C	122853-8
Plate jointer	PJ7000	123150-5
Orbital Sander	9046	152456-4
Finishing Sander/ Random Orbit Sander	BO4900, BO4900V, BO6030	151517-7
	BO3710, BO3711	140115-2
	BO4555, BO4556, BO4557, BO4558, BO4565, BO4566, BO5030, BO5031, BO5040, BO5041	135222-4

for DC models

Vacuum cleaner	DVC350	122918-6
Blower	DUB182	122814-8
	UB100D, UB101D, DUB185, DUB186	123241-2
Slide compound saw, miter saw	DLS600	122884-7
	DLS110, DLS111, DLS112, DLS211, DLS212, DLS713, DLS714, LS003G, LS004G	122852-0
	LS002G	127512-9
Plunge cut saw	DSP600, DSP601	126599-8
Planer	DKP180	122793-0
Planer	DKP181	191C21-2
Plate jointer	DPJ180	123150-5
Finishing Sander	DBO140, DBO180, DBO480, DBO481, DBO482	135222-4
	DBO380, DBO381	14015-2



## Others

### Multitool adapter

Allows use of other makers' accessories with Makita Multi-Tools.

Model No.	Type	Part No.
DTM50, DTM51, TM3000C, TM3010C, TM30D	A	196271-6



### Harness

For increased operator convenience

Shape	Description	Model No.	Part No.
	BAND ASSEMBLY	DUX60	125516-5
	BAND ASSEMBLY SET	UX01G	197243-4

### Protection guard for brushcutter

Offers operator protection against most flying debris and objects.

Description	Model No.	Part No.
PROTECTOR SET	DUX60	196353-4



### Power supply usb cable

Model No.	Part No.
ADP05	199006-4
	199010-3
	199178-5



### Ac adapter


Allows operation of Makita Tools without a battery

Description	Model No.	Part No.
AC ADAPTER	DMR106, DMR108, DMR108N, DMR112	SE00000101
AC ADAPTER A	DMR300	TC00000133
AC ADAPTER B	DMR300, DMR301	TC00000134
AC ADAPTER C	DMR300	TC00000135
AC ADAPTER D	DMR300	TC00000136
AC ADAPTER E	DMR300, DMR301	TC00000137
AC ADAPTER F	DMR300	TC00000138
AC ADAPTER G	DMR300	TC00000139
AC ADAPTER H	DMR300	TC00000140
AC ADAPTOR ASSY B	DCW180	WL00000057
AC ADAPTOR ASSY C	DCW180	WL00000058
AC ADAPTOR ASSY D	DCW180	WL00000059
AC ADAPTOR ASSY E	DCW180	WL00000060
AC ADAPTOR ASSY F	DCW180	WL00000061

Description	Model No.	Part No.
AC ADAPTOR ASSY G	DCW180	WL00000083
AC ADAPTOR ASSY H	DCW180	WL00000084
AC CORD A	DMR300, DMR301	TC00000142
AC CORD B	DMR300, DMR301	TC00000143
AC CORD C	DMR300, DMR301	TC00000144
AC CORD D	DMR300	TC00000145
AC CORD F	DMR300	TC00000147
AC CORD G	DMR300	TC00000148
AC CORD H	DMR300	TC00000149
AC POWER CORD ADAPTER	DCW180	WL00000120
ADAPTER(AU,NZ)	CF002G, DCF301	TE00000246
ADAPTER(AU,NZ)	CF001G, DCF201, DCF203	TE00000621
ADAPTER(AU,NZ)	CF100D, CF101D, DCF102	TE00000622





### Fan unit cable

Shape	Model No.	Part No.
	DFV214A	191T97-1

Shape	Model No.	Part No.
	DFV214A	191U58-7

### Filter set

Attaching a filter to the intake fan unit prevents the dust invasion into jacket at work site with flying dust.

Shape	Description	Model No.	Part No.
	Filter set A: Frame 2pcs. Set, B: Filter (non-woven) 20pcs. set	DFJ212A, DFJ213A, DFJ214A, DFJ216A, DFJ312A, DFJ416A, DFV210A, DFV214A	198643-1
	B: Filter (non-woven) 20pcs. set		198644-9
			198641-5
			198642-3

## Others

### Accessory for grease gun

Variable accessories for increased maneuverability

Shape	Description	Model No.	Size	Part No.
	ADAPTER SET (1PCS)	DGP180	NPT1/8, ~69 Mpa-	191W61-0
	ADAPTER SET (3PCS)	DGP180	NPT1/8, ~69 Mpa-	191A78-1 191W60-2
	LOCK ON ADAPTER SET	DGP180	NPT1/8, ~69 Mpa	191A76-5
	ANGLE ADAPTER SET	DGP180	~69 Mpa	191A77-3
	BARREL ASSEMBLY A SET	DGP180	For 400g grease cartridge	191B12-7
	BARREL ASSEMBLY B SET	DGP180	For 450g grease cartridge	191A81-2
	BARREL ASSEMBLY C SET	DGP180	For 500g grease cartridge	191F23-6
	CARTRIDGE BARREL A SET	DGP180	For 400g grease cartridge	191F24-4
	CARTRIDGE BARREL B SET	DGP180	For 450g grease cartridge	191F25-2
	CARTRIDGE BARREL C SET	DGP180	For 500g grease cartridge	191F27-8
	FLEXIBLE HOSE 1200 SET	DGP180	Length: 1.2 m	191A79-9 191W58-9
	FLEXIBLE HOSE 600 SET	DGP180	Length: 0.6 m	191A80-4 191W59-7

### Holder for caulking gun

Shape	Size	Model No.	Type	Part No.
	HOLDER SET 300 ml	CG100D, DCG180	A	196351-8
	HOLDER SET 600 ml	CG100D, DCG180	B	196352-6
	HOLDER SET 800 ml	CG100D, DCG180	C	197195-9
	HOLDER D SET 400 ml	CG100D, DCG180	D	191P89-6

### Rivet gun maintenance kit



Shape	Description	Model No.	Type	Size	Part No.
	NOSE PIECE ASSY AND JAW ASSY SET	DRV150, DRV250	B	4.8 mm	191C03-4
				4.0 mm	191C04-2
-	NOSE PIECE ASSY, JAW ASSY AND PIPE SET	DRV250	-	6.4 mm	191F78-1
-	NOSE PIECE ASSY, JAW ASSY AND PIPE SET	DRV250	A	4.8 mm	191F79-9
				4.0 mm	191F80-4
	NOSE PIECE ASSY, JAW ASSY AND PIPE SET	DRV250	-	6.0 mm	199725-2
	NOSE PIECE ASSY, JAW ASSY AND PIPE SET	DRV150, DRV250	-	3.2 mm	199728-6
				2.4 mm	199729-4
	GREASE SET	DRV150, DRV250	JAW GREASE	5 g	191D57-7
					191D58-5
	JAW 4.8 SET	DRV150	RIVET SIZE: ø2.4 - 4.8 mm	-	199731-7
					199730-9
	JAW 6.4 SET	DRV150, DRV250	RIVET SIZE: ø4.8 - 6.4 mm	-	

### Tool protector

Protects tool from scratches and damages.



Description	Model No.	Part No.
PROTECTOR SET A	DRV150	191G65-6
PROTECTOR SET A BLUE	DRV150	191S62-4
PROTECTOR SET A RED	DRV150	191S61-6
PROTECTOR SET B	DRV250	191G66-4
PROTECTOR SET B BLUE	DRV250	191S64-0
PROTECTOR SET B RED	DRV250	191S63-2

### Shoulder strap

Reduces user fatigue





Model No.	Part No.
DML813, DML814	TD00000002

## Others

### Battery protector


Designed to protect the battery cartridge from dust and dripping water in outdoor applications or harsh environments.


Shape	Description	Part No.
	BATTERY PROTECTOR SET	194649-7

Shape	Description	Part No.
	BATTERY PROTECTOR SET	195798-3

### Battery adapter & battery converter









Enables to separate the battery from the tool to reduce the tool weight for less hand and arm fatigue

Shape	Description	Part No.
	ADAPTER SET	197718-3 197727-2

Shape	Description	Part No.
	ADP10 INTERCHANGEABLE ADP SET	191C11-5 191C10-7

### Hook set

For temporarily hanging the tool

Shape	Description	Model No.	Part No.
	HOOK ASSEMBLY	DA001G, DA002G	127811-9
	HOOK SET	DF0300, HP0300, TD0101, TD0101F	194759-0
		DPB182	196586-1
		DHR171, DHR182, HR140D, HR166D, DSD180, SD100D	197224-8
		DHR171, DHR182, HR140D, HR166D	197505-0
	WIDE HOOK SET	DDA350, DDA351, DDF451, DDF453, DHP451, DHP453, DTD152, DTD153, DTD154, DTD157, DTL061, DTL063, DTP141, DTW251	194654-4
	HOOK SET	DHK180, HR001G, HR002G, HR003G, HR004G	191C37-7
		HR007G	191W90-3
	HOOK SET	AS001G, DCO181, DTD171, DTS141, DTW190, TD126D, TD127D	195779-7
	HOOK SET	DCS553	199296-9
		DHS660, DHS661	199231-7
		DHS780, DHS781, DHS782, DHS783, HS003G, HS004G	199386-8
	HOOK SET	JR3051T	191C05-0
	HOOK ASSEMBLY SET	DPB183, DPB184	191G64-8

### Safety goggles














For eye protection

Shape	Part No.
	195246-2
	191686-2
	192219-6

## Heat gun accessories

For Model  
DHG180, DHG181, HG6031V, HG6030, HG5030, HG6530V, HG6531C



Shape		Part No.
Glass protection nozzle		PR00000028
Wide-slot nozzle		PR00000029
Reflector nozzle		PR00000030
Reduction nozzle 20		PR00000031
Overlap welding nozzle		PR00000032
Solder sleeves reflector		PR00000033
Welding nozzle		PR00000034
Pressure roller		PR00000035
Welding rods		ABS PR00000036 HDPE PR00000037 PP PR00000038
Speed welding nozzle		PR00000039 Except Model: DHG180, DHG181
Scraper		PR00000040
Scraper set		PR00000041
Scraper		PR00000042










## Flexible set for DC concrete vibrator



Model No.	L (mm)	Part No.
DVR340, DVR350	800	126207-1
DVR440 DVR450	1200	126206-3
DVR850	2400	126208-9

## Rechargeable Green Multi Line Laser accessories

\*Thread size: W5/8

Shape	Model No.	Part No.
Mini tripod *Thread size: W5/8		SK312GD, SK209GD, SK700GD, SK700D, SK106D/GD, SK105D/GD TK0LM2000F
Tripod 1800 *Thread size: W5/8		SK312GD, SK209GD, SK700GD, SK700D, SK106D/GD, SK105D/GD TK0LM4001F
Tripod 2900 *Thread size: W5/8		SK312GD, SK209GD, SK700GD, SK700D, SK106D/GD, SK105D/GD TK0LM5030F
Power supply cable		SK312GD, SK209GD 199006-4
Hand strap set		SK312GD, SK209GD 199007-2
Mount		SK40GD, SK20GD, SK10GD, SK312GD, SK209GD A-69060 SK40GD, SK20GD, SK10GD TK00ET03F1 SK700DGD, SK106D/GD, SK105D/GD LE00870137
Laser Receiver LDX1		SK106D/GD, SK105D/GD SK700D/GD LE00855702
Laser Receiver LDG-3		SK312GD, SK209GD TK0LDG301F
Laser Receiver LDG-5		SK40GD, SK20GD, SK10GD, SK312GD, SK209GD TK0LDG501F

**Shear wrench sleeve**

For Model  
6922NB DWT310  
\*Type F (for HEXA TECH (GFD France))  
\*\* for Chaine market



Bolt Size	Outer sleeve			Inner sleeve	
	Hex size	L (mm)	Part No.	L (mm)	Part No.
M16	27	35	764362-7	36	764416-0
M16		81	764367-7	36	*764421-7
M16		100	764406-3	100	764400-5
M20	32	37	764361-9	38	764417-8
M20		37	**196276-6		
M20		37	764361-9	38	*764422-5
M20		83	764363-5	84	764357-0
M20		100	764408-9	100	764402-1
M22, 7/8"	36 1-7/16"	39	153909-6	39	764418-6
M22, 7/8"		85	764364-3	39	*764423-3
M22, 7/8"		100	764410-2	85	764352-0
M22, 7/8"		170	764365-1	100	764404-7
M22, 7/8"		200	764411-0	170	764354-6
M22, 7/8"		200	764411-0	200	764405-5
3/4"	1-1/4"	37	764361-9	38	764419-4
3/4"		83	764363-5	84	764353-8
3/4"		168	764366-9	169	764355-4

5/8"  
For Model  
6924N

Bolt Size	Outer sleeve			Inner sleeve	
	Hex size	L (mm)	Part No.	L (mm)	Part No.
M22	36	49	194033-6	48	194310-6
M24	41	49	194034-4	49	194311-4
7/8"	1-7/16"	49	194092-0	48	194310-6
1"	1-5/8"	49	194034-4	49	194312-2

**Hammer carrier**

For Model:  
HM1812, HM1802, HM1810, HM1801



Part No.  
D-54972

**Threaded Rod Cutter Blade set (2pcs set)**



For Model:  
DSC102 SC103D

Thread type	Thread size	Part No.
ISO Metric	M6	199087-8
	M8	199085-2
	M10	199083-6
ISO Inch / BSW (British Standard Whitworth)	1/4"-20 UNC / W1/4	199444-0
	5/16"-18 UNC / W5/16	199443-2
	3/8"-16 UNC / W3/8	199081-0

**Cutter Blade set (2pcs set) for steel rod cutter**



Model No.	Part No.
DSC162, DSC162R, DSC163	SC09002470
DSC191, DSC191R	SC09002030

**Shear**

Model No.	Item No.	Description	Part No.
DJS130, JS1300	1-7 set	For MILD STEEL : 1.3mm / 18Ga	194695-0
		INOX : 1mm / 20Ga	
	1-8 set	For MILD STEEL : 1.6mm / 16Ga	194694-2
JS1602	1	INOX : 1.3mm / 18Ga	194696-8
	1-3 set	---	191383-0

**Tie wire set**

Ø0.8mm  
50 pcs/ box



Model No.	TYPE	Wire length / bobbin	Part No.
DTR180	Standard	Approx 100m	199137-9
	Galvanized	Approx 100m	191A57-9
	Poly Coated	-	191J59-9

**Cordless Inflator Adapter**

For Model: DMP180, DMP181, MP100D, MP001G

Item	Part No.
French valve adapter	TE00000334
Swim ring adapter	TE00000333
Ball adapter	TE00000335
British valve adapter	TE00000346

**For DRC200**

Description	Part No.
Boundary line tape (15m roll)	SH00000231(EU)
	SH00000240 (USA, AU)
Side brushes (Standard)	SH00000065
Side brushes (Soft)	SH00000321
Power brush ( Standard)	SH00000063
Power brush ( Combination)	SH00000319
Power brush ( Soft)	SH00000320
Turn brush cover	SH00000064
Filter	SH00000213

### Light stand (Tripod)



← GM00001381  
GM00002073 →

Model No.	Height	Description	Set Screw	Part No.
DML805	992-1,750mm	Up to two DML805's can be mounted.	M8	GM00001381
DML809 DML811 ML003G	1,300-2,000mm	Up to two lights can be mounted.	M10 bolt & nut	GM00002073

### Vise



Model No.	Description	Set Screw	Part No.
DML805	Use for mounting DML805 on a scaffolding pipe, etc.	M8	GM00001396

### Lamp shade



Model No.	Part No.
DML809	GM00002286
DML811	GM00002287

### Anti-glare film



Model No.	Part No.
DML805	A-58154
ML003G	GM00002312

### Strap



Model No.	Part No.
DML812	GM00002239
ML104	GM00001028

### Magnet attachment



Model No.	Part No.
ML105 / ML104	GM00001683(EU) GM00001714

### Battery Timer Setting Adapter

The Battery Timer Setting Adapter provides an anti-theft solution for Makita-brand battery cartridges by utilizing the mobile devices or PCs (with the dedicated app installed) required for timer setup.

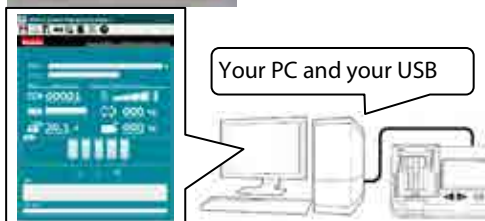
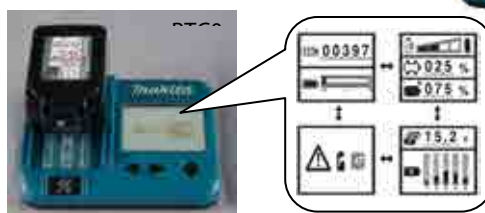
- Applicable lithium-ion battery
- BL1430B BL1460B
  - BL1820B BL1830B BL1840B BL1850B BL1860B



Part No.
BPS01

### Portable Battery Checker

\*BTC04 is also necessary  
\*With SD card for BTC04 software update.



Checking time: 3-5sec.

Battery type	Battery Checker	market	Parts No.
Except XGT, CXT, G battery, BL3622A, BL36120A	BTC04	---	198038-8
		ARGENTINA	198200-5
		CANADA, U.S.A.	198199-4
XGT battery	BTC05*	---	191K30-9
CXT battery	BTC06		

### Coffee Maker accessories

For model: DCM501

Item	Part No.
Cup cover	KF00000021
Cup	KF00000020
Filter	KF00000013
Spoon	KF00000033

## Cordless Dust Blower accessories

For model:  
AS001G

\*1 Used by attaching to Nozzle 13 and Air vent hose

Item	Description	Part No.
Nozzle 13 set 	Nozzle diameter: ø13mm Nozzle diameter: ø13mm (Same as the caliber of the machine) o For blow-off works o For inflating large play pools, etc.	191X15-3
Nozzle 7 set 	Nozzle diameter: ø7.0mm For filter cleaning	191X13-7
Nozzle 3 set 	Nozzle diameter: ø3.0mm	191X11-1
Flexible nozzle Complete set 	Nozzle diameter: ø6.0x800 (Hose) For blowing dust away from OA equipment or narrow spaces where this machine cannot enter	191X21-8
Wide range nozzle set 	Nozzle diameter: ø6.0mm (each hole) For wide range blow-off	191X19-5
Pinch valve nozzle set 	Nozzle diameter: ø7.0mm For inflating/deflating inner tubes and beach balls	191X17-9
Long nozzle set 	Nozzle diameter: ø8.0mm o For cleaning anchor holes o For cleaning narrow spaces that are out of reach	191X78-9
Air vent hose complete set 	Nozzle diameter: 13mm (Same as the caliber of the machine) For inflating/deflating inner tubes and beach balls (Remove Dust cap complete from this machine and attach this hose.)	191X23-4
Rubber attachment 20-30 set 	Nozzle diameter: 7.0mm For deflation large play pools and inflatable beds etc.*1	191X25-0
Rubber attachment 65 set 	Nozzle diameter: ø65mm For deflating futon (bedding) compression bag*1	191X27-6
Filter C complete set 	For use of the machine in a dusty environment (Remove Dust cap complete from this machine and attach this Filter.)	191X29-2



# Carbon brush

\*These brushes make commutator smooth to reduce sparks, letting the brake system work well. Let the motor run for 10 minutes at half of the rated voltage.

\*\* Cut-off type carbon brush

Carbon brush for Repair 110-127V Models		Carbon brush for Repair 220-240V Models		Carbon brush for Repair 110-127V Models		Carbon brush for Repair 220-240V Models		Economy Carbon brush for 110-240V Models	
Country of origin marking : yes				Country of origin marking : non				Country of origin marking : yes	
Part No.	Marking	Part No.	Marking	Part No.	Marking	Part No.	Marking	Part No.	Marking
194961-5	1	194961-5	1	181019-9	1	181019-9	1	---	---
194962-3	2	194962-3	2	181057-1	2	181057-1	2	---	---
194970-4	70	194970-4	70	191914-5	70	191914-5	70	B-80276	70A
194971-2	75	194964-9	55	191956-9	75	181026-2	55	B-80248	55A
194971-2	75	194968-1	64	191956-9	75	191627-8	64	B-80254	64A
194971-2	75	194973-8	85	191956-9	75	191998-3	85	B-80282	85A
194972-0	76	194963-1	51	191947-0	76	181021-2	51	B-80232	51A
194972-0	76	194969-9	65	191947-0	76	191628-6	65	B-80260	65A
194975-4	**105	194975-4	**105	181038-5	**105	181038-5	**105	B-80307	105A
194977-0	107	194976-2	106	181437-1	107	---	---	B-80313	106A
194978-8	**113	194978-8	**113	191904-8	**113	191904-8	**113	---	---
194979-6	119	194979-6	119	191911-1	119	191911-1	119	---	---
194980-1	120	194980-1	120	191921-8	120	191921-8	120	---	---
194982-7	124	194974-6	100	191945-4	124	181030-1	100	B-80298	100A
194984-3	132	194984-3	132	191972-1	132	191972-1	132	---	---
194986-9	154	194985-1	153	181047-4	154	181044-0	153	B-80329	153A
194986-9	154	194986-9	154	181047-4	154	181047-4	154	---	---
194986-9	154	196018-8	174	181047-4	154	196017-0	174	---	---
194987-7	**155	194987-7	**155	181048-2	**155	181048-2	**155	B-80335	155A
194988-5	160	194988-5	160	191915-3	160	191915-3	160	---	---
195057-5	166	195056-7	165	191968-2	166	191936-5	165	---	---
195101-8	**172	195489-6	**173	195100-0	**172	195483-8	**173	---	---
195845-0	**175	195845-0	**175	195844-2	**175	195844-2	**175	---	---
194991-6	203	194991-6	203	191953-5	203	191953-5	203	B-80341	203A
194992-4	**204	194992-4	**204	191957-7	**204	191957-7	**204	B-80357	204A
194993-2	210	---	---	193696-5	210	---	---	---	---
197128-4	**218	197128-4	**218	197129-2	**218	197129-2	**218	---	---
194994-0	253	194994-0	253	194547-5	253	194547-5	253	B-80363	251A
191D84-4	**258	191D85-2	**260	---	---	---	---	---	---
194995-8	**302	194995-8	**302	191959-3	**302	191959-3	**302	---	---
194996-6	303	194996-6	303	191963-2	303	191963-2	303	B-80379	303A
194997-4	**304	195003-8	**327	191961-6	**304	194285-9	**327	B-80385	327A
194999-0 / 196454-8	318	194999-0 / 196454-8	318	191978-9 / 196453-0	318	191978-9 / 196453-0	318	---	---
194998-2	311	---	---	191979-7	311	---	---	---	---
195001-2	325	195001-2	325	194074-2	325	194074-2	325	---	---
---	---	195002-0	**329x1 / 325x1	---	---	194486-9	**329x1 / 325x1	---	---
197244-2	**351	195004-6	**350	197245-0	**351	194160-9	**350	---	---
197244-2	**351	197244-2	**351	197245-0	**351	197245-0	**351	---	---
195005-4	401	195012-7	415	191910-3	401	191950-1	415	B-80400	415A
195006-2	403	195006-2	403	191928-4	403	191928-4	403	---	---
195007-0	407	195015-1	419	191927-6	407	191962-4	419	B-80422	419A
195008-8	408	195010-1	411	191938-1	408	191940-4	411	B-80391	411A
195013-5	**416	195014-3	**417	191954-3	**416	191955-1	**417	B-80416	417A
195058-3	412	195058-3	412	191946-2	412	191946-2	412	---	---
195024-0	452	195024-0	452	191980-2	452	191980-2	452	---	---
195025-8	458	195026-6	459	194721-5	458	194722-3	459	---	---
---	---	195027-4	459x1 / **460x1	---	---	194723-1	459x1 / **460x1	---	---
---	---	---	---	---	---	643465-9 without box	465 for chinese market	---	---
198997-6	HG26i	---	---	198998-4	HG26i	---	---	---	---
---	---	197206-0	HG25A	---	---	197208-6	HG25A	---	---



Carbon brush for Repair 110-127V Models		Carbon brush for Repair 220-240V Models		Carbon brush for Repair 110-127V Models		Carbon brush for Repair 220-240V Models		Economy Carbon brush for 110-240V Models	
Country of origin marking : yes				Country of origin marking : non				Country of origin marking : yes	
Part No.	Marking	Part No.	Marking	Part No.	Marking	Part No.	Marking	Part No.	Marking
EE7332022S	---	EE7332022S	---	---	---	---	---	---	---
EE7132A22S	---	EE7132A22S	---	---	---	---	---	---	---
EE7701822S	---	EE7701822S	---	---	---	---	---	---	---
UD0EIB106C	---	UD0EIB106C	---	---	---	---	---	---	---
JM23500117	---	JM23500117	---	---	---	---	---	---	---
JM23000123	---	JM23000123	---	---	---	---	---	---	---
YA00001196	---	YA00001196	---	---	---	---	---	---	---
YA00001195	---	YA00001195	---	---	---	---	---	---	---
YA00001194	---	YA00001194	---	---	---	---	---	---	---
YA00000815	---	YA00000814	---	---	---	---	---	---	---
609082570 / 3082570	---	609082580 / 3082580	---	---	---	---	---	---	---
609641180 / 3641180	---	609641160 / 3641160	---	---	---	---	---	---	---
---	---	609641000 / 3641000	---	---	---	---	---	---	---
W26774	---	W49625 / W26775	---	---	---	---	---	---	---

### FOR DC Models

\*These brushes make commutator smooth to reduce sparks, letting the brake system work well. Let the motor run for 10 minutes at half of the rated voltage.

Carbon brush for Repair			
Country of origin marking : yes		Country of origin marking : non	
Part No.	Marking	Part No.	Marking
198887-3	5	---	---
195011-9	414	191949-6	414
195018-5	430	191971-3	430
195016-9	423	191965-8	423
195017-7	424	191966-6	424
195022-4	441	194435-6	441
195018-5	430	191971-3	430
195020-8	434	193466-2	434
195022-4	441	194435-6	441
195018-5	430	191971-3	430
195020-8	434	193466-2	434
195021-6	440	194427-5	440
195018-5	430	191971-3	430
195021-6	440	194427-5	440
195022-4	441	194435-6	441
195023-2	442	194928-3	442
195021-6	440	194427-5	440
195021-6	440	194427-5	440
196855-0	448	196854-2	448
198997-6	HG26i	198998-4	HG26i
198997-6	HG26i	198998-4	HG26i
198997-6	HG26i	198998-4	HG26i
AS000VP071	---	AS000VP071	---

## Vibration Level / Sound Pressure Level / Sound Power Level List

Model No.	Vibration Level		Sound Pressure Level	Sound Power Level
2107F	Cutting Chipboard : 2.5 m/s <sup>2</sup> or less	Cutting Metal : 2.5 m/s <sup>2</sup> or less	86 dB(A)	98 dB(A)
2704N			94 dB(A)	107 dB(A)
3707	Rotation w/o Load : 2.5 m/s <sup>2</sup> or less		80 dB(A)	
3707F	Rotation w/o Load : 2.5 m/s <sup>2</sup> or less		80 dB(A)	
3707FC	Rotation w/o Load : 2.5 m/s <sup>2</sup> or less		76 dB(A)	
3708F	Rotation w/o Load : 2.5 m/s <sup>2</sup> or less		80 dB(A)	
3708FC	Rotation w/o Load : 2.5 m/s <sup>2</sup> or less		76 dB(A)	
3709	Rotation w/o Load : 2.5 m/s <sup>2</sup> or less		80 dB(A)	
3710	Rotation w/o Load : 2.5 m/s <sup>2</sup> or less		80 dB(A)	
3711	Rotation w/o Load : 2.5 m/s <sup>2</sup> or less		83 dB(A)	94 dB(A)
3712	Rotation w/o Load : 2.5 m/s <sup>2</sup> or less		83 dB(A)	94 dB(A)
4100KB	Concrete Cutting : 6 m/s <sup>2</sup>		96 dB(A)	107 dB(A)
4328	Cutting Wood : 7 m/s <sup>2</sup>	Cutting Sheet Metal : 5 m/s <sup>2</sup>	83 dB(A)	94 dB(A)
4329	Cutting Wood : 7 m/s <sup>2</sup>	Cutting Sheet Metal : 5 m/s <sup>2</sup>	83 dB(A)	94 dB(A)
6842	Screwdriving w/o Impact : 2.5 m/s <sup>2</sup> or less		84 dB(A)	95 dB(A)
6843	Screwdriving w/o Impact : 2.5 m/s <sup>2</sup> or less		84 dB(A)	95 dB(A)
6844	Screwdriving w/o Impact : 2.5 m/s <sup>2</sup> or less		85 dB(A)	96 dB(A)
6905H	Impact tightening of fasteners of the maximum capacity of the tool : 6 m/s <sup>2</sup>		94 dB(A)	105 dB(A)
6906	Impact tightening of fasteners of the maximum capacity of the tool : 16.5 m/s <sup>2</sup>		98 dB(A)	109 dB(A)
6953	Impact tightening of fasteners of the maximum capacity of the tool : 8.5 m/s <sup>2</sup>		96 dB(A)	107 dB(A)
9207SPB	Polishing : 5.0 m/s <sup>2</sup>		86 dB(A)	97 dB(A)
9237C	2.5 m/s <sup>2</sup> or less		83 dB(A)	94 dB(A)
9237CB	2.5 m/s <sup>2</sup> or less		83 dB(A)	94 dB(A)
9554HN	Surface Grinding : 7 m/s <sup>2</sup>	Disc Sanding : 2.5 m/s <sup>2</sup> or less	85 dB(A)	96 dB(A)
9555HN	Surface Grinding : 8.5 m/s <sup>2</sup>	Disc Sanding : 2.5 m/s <sup>2</sup> or less	85 dB(A)	96 dB(A)
9556HP	Surface Grinding : 7.5 m/s <sup>2</sup>		85 dB(A)	
9557HN	Surface Grinding : 7.5 m/s <sup>2</sup>	Disc Sanding : 2.5 m/s <sup>2</sup> or less	86 dB(A)	97 dB(A)
9557HNR	Surface Grinding : 7.5 m/s <sup>2</sup>	Disc Sanding : 2.5 m/s <sup>2</sup> or less	86 dB(A)	97 dB(A)
9557HP	Surface Grinding : 7 m/s <sup>2</sup>	Disc Sanding : 2.5 m/s <sup>2</sup> or less	85 dB(A)	96 dB(A)
9557NBR	Surface Grinding : 7.5 m/s <sup>2</sup>	Disc Sanding : 2.5 m/s <sup>2</sup> or less	86 dB(A)	97 dB(A)
9558HN	Surface Grinding : 8.5 m/s <sup>2</sup>	Disc Sanding : 2.5 m/s <sup>2</sup> or less	86 dB(A)	97 dB(A)
9558HNR	Surface Grinding : 8.5 m/s <sup>2</sup>	Disc Sanding : 2.5 m/s <sup>2</sup> or less	86 dB(A)	97 dB(A)
9558HP	Surface Grinding : 9 m/s <sup>2</sup>	Disc Sanding : 2.5 m/s <sup>2</sup> or less	86 dB(A)	97 dB(A)
9558NBR	Surface Grinding : 8.5 m/s <sup>2</sup>	Disc Sanding : 2.5 m/s <sup>2</sup> or less	86 dB(A)	97 dB(A)
9564CR	Surface Grinding w/ Normal Side Grip : 8 m/s <sup>2</sup>	Surface Grinding w/ Anti-Vibration Side Grip : 8 m/s <sup>2</sup>	83 dB(A)	94 dB(A)
	Disc Sanding : 2.5 m/s <sup>2</sup> or less			
9564CV	Surface Grinding w/ Normal Side Grip : 8 m/s <sup>2</sup>	Surface Grinding w/ Anti-Vibration Side Grip : 8 m/s <sup>2</sup>	83 dB(A)	94 dB(A)
	Disc Sanding : 2.5 m/s <sup>2</sup> or less			
9564H	Surface Grinding w/ Normal Side Grip : 8.5 m/s <sup>2</sup>	Surface Grinding w/ Anti-Vibration Side Grip : 8 m/s <sup>2</sup>	84 dB(A)	95 dB(A)
	Disc Sanding : 2.5 m/s <sup>2</sup> or less			
9564HR	Surface Grinding w/ Normal Side Grip : 8.5 m/s <sup>2</sup>	Surface Grinding w/ Anti-Vibration Side Grip : 8 m/s <sup>2</sup>	84 dB(A)	95 dB(A)
	Disc Sanding : 2.5 m/s <sup>2</sup> or less			
9564P	Surface Grinding : 9.5 m/s <sup>2</sup>	Disc Sanding : 2.5 m/s <sup>2</sup> or less	85 dB(A)	96 dB(A)
9564PC	Surface Grinding : 10 m/s <sup>2</sup>		81 dB(A)	92 dB(A)
9564PCV	Surface Grinding w/ Anti-Vibration Side Grip : 10 m/s <sup>2</sup>	Surface Grinding : 2.5 m/s <sup>2</sup> or less	81 dB(A)	92 dB(A)
9565C	Surface Grinding w/ Normal Side Grip : 8 m/s <sup>2</sup>	Surface Grinding w/ Anti-Vibration Side Grip : 7.5 m/s <sup>2</sup>	82 dB(A)	93 dB(A)
	Disc Sanding : 2.5 m/s <sup>2</sup> or less			
9565CLR	Surface Grinding : 4.5 m/s <sup>2</sup>	Disc Sanding : 2.5 m/s <sup>2</sup> or less	86 dB(A)	97 dB(A)
9565CR	Surface Grinding w/ Normal Side Grip : 8 m/s <sup>2</sup>	Surface Grinding w/ Anti-Vibration Side Grip : 7.5 m/s <sup>2</sup>	82 dB(A)	93 dB(A)
	Disc Sanding : 2.5 m/s <sup>2</sup> or less			
9565CV	Surface Grinding w/ Normal Side Grip : 8 m/s <sup>2</sup>	Surface Grinding w/ Anti-Vibration Side Grip : 8 m/s <sup>2</sup>	83 dB(A)	94 dB(A)
	Disc Sanding : 2.5 m/s <sup>2</sup> or less			
9565CVL	Surface Grinding : 4.5 m/s <sup>2</sup>	Disc Sanding : 2.5 m/s <sup>2</sup> or less	86 dB(A)	97 dB(A)
9565CVR	Surface Grinding w/ Normal Side Grip : 8 m/s <sup>2</sup>	Surface Grinding w/ Anti-Vibration Side Grip : 7.5 m/s <sup>2</sup>	82 dB(A)	93 dB(A)
	Disc Sanding : 2.5 m/s <sup>2</sup> or less			
9565H	Surface Grinding w/ Normal Side Grip : 9 m/s <sup>2</sup>	Surface Grinding w/ Anti-Vibration Side Grip : 7.5 m/s <sup>2</sup>	84 dB(A)	95 dB(A)
	Disc Sanding : 2.5 m/s <sup>2</sup> or less			
9565HR	Surface Grinding w/ Normal Side Grip : 9 m/s <sup>2</sup>	Surface Grinding w/ Anti-Vibration Side Grip : 7.5 m/s <sup>2</sup>	84 dB(A)	95 dB(A)
	Disc Sanding : 2.5 m/s <sup>2</sup> or less			
9565P	Surface Grinding : 9.5 m/s <sup>2</sup>	Disc Sanding : 2.5 m/s <sup>2</sup> or less	85 dB(A)	96 dB(A)
9565PC	Surface Grinding w/ Anti-Vibration Side Grip : 10 m/s <sup>2</sup>	Disc Sanding : 2.5 m/s <sup>2</sup> or less	82 dB(A)	93 dB(A)
9565PCV	Surface Grinding w/ Anti-Vibration Side Grip : 10 m/s <sup>2</sup>	Disc Sanding : 2.5 m/s <sup>2</sup> or less	82 dB(A)	93 dB(A)
AN613	3.06 m/s <sup>2</sup>		116.3 dB(A)	130.6 dB(A)
BO3710	Sanding Metal Plate : 3.5 m/s <sup>2</sup>		72 dB(A)	
BO3711	Sanding Metal Plate : 3.5 m/s <sup>2</sup>		72 dB(A)	
BO6050	Sanding Metal Plate : 5 m/s <sup>2</sup>	Polishing : 3 m/s <sup>2</sup>	82 dB(A)	93 dB(A)
CC301D	Concrete Cutting : 2.5 m/s <sup>2</sup> or less		84 dB(A)	95 dB(A)
CG100D	Operation w/o Load : 2.5 m/s <sup>2</sup> or less		70 dB(A) or less	
CL121D	0.89 m/s <sup>2</sup>			
CP100D	Cutting Cardboard : 2.5 m/s <sup>2</sup> or less		70 dB(A) or less	
DA001G	Drilling into Metal : 2.5 m/s <sup>2</sup> or less		84 dB(A)	95 dB(A)
DA002G	Drilling into Metal : 2.5 m/s <sup>2</sup> or less		84 dB(A)	95 dB(A)
DA332D	Drilling into Metal : 2.5 m/s <sup>2</sup> or less		70 dB(A) or less	
DA333D	Drilling into Metal : 3.0 m/s <sup>2</sup> or less		70 dB(A) or less	
DBN500	2.5 m/s <sup>2</sup> or less		79 dB(A)	
DBN600	2.5 m/s <sup>2</sup> or less		89 dB(A)	100 dB(A)
DBS180	2.5 m/s <sup>2</sup> or less		77 dB(A)	
DCC500	Concrete Cutting : 4.0 m/s <sup>2</sup>		96 dB(A)	107 dB(A)
DCC501	Concrete Cutting : 4.0 m/s <sup>2</sup>		96 dB(A)	107 dB(A)
DCE090	Left / Right : 5.9 / 4.0 m/s <sup>2</sup>		103 dB(A)	114 dB(A)
DCG180	Operation w/o Load : 2.5 m/s <sup>2</sup> or less		70 dB(A) or less	
DCL184	0.4 m/s <sup>2</sup>			
DCL280F	0.2 m/s <sup>2</sup>			
DCL281F	0.2 m/s <sup>2</sup>			
DCL282F	0.2 m/s <sup>2</sup>			
DCO181	Rotation w/o Load : 2.5 m/s <sup>2</sup> or less		78 dB(A)	
DCS552	Cutting Metal : 2.5 m/s <sup>2</sup> or less		102 dB(A)	113 dB(A)
DCS553	Cutting Metal : 2.5 m/s <sup>2</sup> or less		103 dB(A)	114 dB(A)
DDA450	Drilling into Metal : 2.5 m/s <sup>2</sup> or less		83 dB(A)	94 dB(A)
DDA460	Drilling into Metal : 2.5 m/s <sup>2</sup> or less		85 dB(A)	96 dB(A)
DDF083	Drilling into Metal : 2.5 m/s <sup>2</sup> or less		77 dB(A)	
DDF482	Drilling into Metal : 2.5 m/s <sup>2</sup> or less		75 dB(A)	
DDF484	Drilling into Metal : 2.5 m/s <sup>2</sup> or less		76 dB(A)	
DDF485	Drilling into Metal : 2.5 m/s <sup>2</sup> or less		74 dB(A)	



# Vibration Level / Sound Pressure Level / Sound Power Level List

Model No.	Vibration Level		Sound Pressure Level	Sound Power Level
DGA511	Surface Grinding w/ Anti-Vibration Side Grip : 6.0 m/s <sup>2</sup>	Surface Grinding w/ Normal Side Grip : 6.5 m/s <sup>2</sup>	79 dB(A)	
	Disc Sanding w/ Anti-Vibration Side Grip : 2.5 m/s <sup>2</sup> or less	Disc Sanding w/ Normal Side Grip : 2.5 m/s <sup>2</sup> or less		
DGA512	Surface Grinding w/ Anti-Vibration Side Grip : 6.0 m/s <sup>2</sup>	Surface Grinding w/ Normal Side Grip : 6.5 m/s <sup>2</sup>	79 dB(A)	
	Disc Sanding w/ Anti-Vibration Side Grip : 2.5 m/s <sup>2</sup> or less	Disc Sanding w/ Normal Side Grip : 2.5 m/s <sup>2</sup> or less		
DGA513	Surface Grinding w/ Anti-Vibration Side Grip : 6.0 m/s <sup>2</sup>	Surface Grinding w/ Normal Side Grip : 6.5 m/s <sup>2</sup>	79 dB(A)	
	Disc Sanding w/ Anti-Vibration Side Grip : 2.5 m/s <sup>2</sup> or less	Disc Sanding w/ Normal Side Grip : 2.5 m/s <sup>2</sup> or less		
DGA514	Surface Grinding w/ Anti-Vibration Side Grip : 6.0 m/s <sup>2</sup>	Surface Grinding w/ Normal Side Grip : 6.5 m/s <sup>2</sup>	79 dB(A)	
	Disc Sanding w/ Anti-Vibration Side Grip : 2.5 m/s <sup>2</sup> or less	Disc Sanding w/ Normal Side Grip : 2.5 m/s <sup>2</sup> or less		
DGA517	Surface Grinding w/ Anti-Vibration Side Grip : 5.5 m/s <sup>2</sup>	Surface Grinding w/ Normal Side Grip : 6.0 m/s <sup>2</sup>	79 dB(A)	
	Disc Sanding w/ Anti-Vibration Side Grip : 2.5 m/s <sup>2</sup> or less	Disc Sanding w/ Normal Side Grip : 2.5 m/s <sup>2</sup> or less		
DGA518	Surface Grinding w/ Anti-Vibration Side Grip : 5.5 m/s <sup>2</sup>	Surface Grinding w/ Normal Side Grip : 6.0 m/s <sup>2</sup>	79 dB(A)	
	Disc Sanding w/ Anti-Vibration Side Grip : 2.5 m/s <sup>2</sup> or less	Disc Sanding w/ Normal Side Grip : 2.5 m/s <sup>2</sup> or less		
DGA519	Surface Grinding w/ Anti-Vibration Side Grip : 7.0 m/s <sup>2</sup>	Surface Grinding w/ Normal Side Grip : 5.5 m/s <sup>2</sup>	80 dB(A)	
DGA700	Surface Grinding w/ Anti-Vibration Side Grip : 7.5 m/s <sup>2</sup>	Surface Grinding w/ Normal Side Grip : 7.5 m/s <sup>2</sup>	88 dB(A)	99 dB(A)
	Disc Sanding w/ Anti-Vibration Side Grip : 2.5 m/s <sup>2</sup> or less	Disc Sanding w/ Normal Side Grip : 2.5 m/s <sup>2</sup> or less		
DGA701	Surface Grinding w/ Anti-Vibration Side Grip : 7.5 m/s <sup>2</sup>	Surface Grinding w/ Normal Side Grip : 7.5 m/s <sup>2</sup>	88 dB(A)	99 dB(A)
	Disc Sanding w/ Anti-Vibration Side Grip : 2.5 m/s <sup>2</sup> or less	Disc Sanding w/ Normal Side Grip : 2.5 m/s <sup>2</sup> or less		
DGA900	Surface Grinding w/ Anti-Vibration Side Grip : 7.5 m/s <sup>2</sup>	Surface Grinding w/ Normal Side Grip : 7 m/s <sup>2</sup>	88 dB(A)	99 dB(A)
	Disc Sanding w/ Anti-Vibration Side Grip : 2.5 m/s <sup>2</sup> or less	Disc Sanding w/ Normal Side Grip : 2.5 m/s <sup>2</sup> or less		
DGA901	Surface Grinding w/ Anti-Vibration Side Grip : 7.5 m/s <sup>2</sup>	Surface Grinding w/ Normal Side Grip : 7 m/s <sup>2</sup>	88 dB(A)	99 dB(A)
	Disc Sanding w/ Anti-Vibration Side Grip : 2.5 m/s <sup>2</sup> or less	Disc Sanding w/ Normal Side Grip : 2.5 m/s <sup>2</sup> or less		
DGP180	2.5 m/s <sup>2</sup> or less		76 dB(A)	
DHK180	Chiselling : 4.5 m/s <sup>2</sup>		83 dB(A)	94 dB(A)
DHP482	Impact Drilling into Concrete : 6 m/s <sup>2</sup>	Drilling into Metal : 2.5 m/s <sup>2</sup> or less		
DHP484	Impact Drilling into Concrete : 8 m/s <sup>2</sup>	Drilling into Metal : 2.5 m/s <sup>2</sup> or less	88 dB(A)	99 dB(A)
DHP485	Impact Drilling into Concrete : 8.0 m/s <sup>2</sup>	Drilling into Metal : 2.5 m/s <sup>2</sup> or less	82 dB(A)	93 dB(A)
DHP486	Impact Drilling into Concrete : 8.0 m/s <sup>2</sup>	Drilling into Metal : 2.5 m/s <sup>2</sup> or less	84 dB(A)	95 dB(A)
DHP487	Impact Drilling into Concrete : 10.5 m/s <sup>2</sup>	Drilling into Metal : 2.5 m/s <sup>2</sup> or less	83 dB(A)	94 dB(A)
DHR171	Hammer Drilling into Concrete : 9.0 m/s <sup>2</sup>	Drilling into Metal : 2.5 m/s <sup>2</sup> or less	86 dB(A)	97 dB(A)
DHR182	Hammer Drilling into Concrete : 11.0 m/s <sup>2</sup>	Chiselling Function w/ Side Grip : 9.0 m/s <sup>2</sup>	89 dB(A)	100 dB(A)
	Drilling into Metal : 2.5 m/s <sup>2</sup>			
DHR202	Hammer Drilling into Concrete : 14.5 m/s <sup>2</sup>		87 dB(A)	98 dB(A)
DHR241	Hammer Drilling into Concrete : 12.5 m/s <sup>2</sup>	Chiselling : 9.5 m/s <sup>2</sup>	86 dB(A)	97 dB(A)
	Drilling : 2.5 m/s <sup>2</sup>			
DHR242	Hammer Drilling into Concrete : 13.5 m/s <sup>2</sup>	Chiselling : 10.5 m/s <sup>2</sup>	90 dB(A)	101 dB(A)
	Drilling into Metal : 3.5 m/s <sup>2</sup>			
DHR243	Hammer Drilling into Concrete : 13 m/s <sup>2</sup>	Chiselling : 11 m/s <sup>2</sup>	89 dB(A)	100 dB(A)
	Drilling into Metal : 2.5 m/s <sup>2</sup>			
DHR263	Hammer Drilling into Concrete : 14.5 m/s <sup>2</sup>	Chiselling : 14 m/s <sup>2</sup>	94 dB(A)	105 dB(A)
	Drilling into Metal : 3 m/s <sup>2</sup>			
DHR264	Hammer Drilling into Concrete : 15.5 m/s <sup>2</sup>	Chiselling : 14 m/s <sup>2</sup>	94 dB(A)	105 dB(A)
	Drilling into Metal : 5 m/s <sup>2</sup>			
DHR280	Hammer Drilling into Concrete : 9 m/s <sup>2</sup>	Hammer Drilling into Concrete w/ DX08 : 8 m/s <sup>2</sup>	93 dB(A)	w/ DX08 : 92 dB(A)
	Chiselling Function w/ Side Grip : 8.5 m/s <sup>2</sup>	Drilling into Metal : 2.5 m/s <sup>2</sup>		
DHR281	Hammer Drilling into Concrete : 9.5 m/s <sup>2</sup>	Hammer Drilling into Concrete w/ DX09 : 8 m/s <sup>2</sup>	92 dB(A)	w/ DX09 : 92 dB(A)
	Chiselling Function w/ Side Grip : 9 m/s <sup>2</sup>	Drilling into Metal : 2.5 m/s <sup>2</sup>		
DHR282	Hammer Drilling into Concrete : 9 m/s <sup>2</sup>	Hammer Drilling into Concrete w/ DX08 : 8 m/s <sup>2</sup>	93 dB(A)	w/ DX08 : 92 dB(A)
	Chiselling Function w/ Side Grip : 8 m/s <sup>2</sup>	Drilling into Metal : 2.5 m/s <sup>2</sup>		
DHR283	Hammer Drilling into Concrete : 9.5 m/s <sup>2</sup>	Hammer Drilling into Concrete w/ DX09 : 8 m/s <sup>2</sup>	92 dB(A)	w/ DX09 : 92 dB(A)
	Chiselling Function w/ Side Grip : 8.5 m/s <sup>2</sup>	Drilling into Metal : 2.5 m/s <sup>2</sup>		
DHR400	Hammer Drilling into Concrete : 5 m/s <sup>2</sup>	Chiselling Function w/ Side Grip : 4.5 m/s <sup>2</sup>	91 dB(A)	102 dB(A)
	Chiselling Function w/ Side Handle : 4.5 m/s <sup>2</sup>			
DHS660	Cutting Wood : 2.5 m/s <sup>2</sup> or less		93 dB(A)	104 dB(A)
DHS661	Cutting Wood : 2.5 m/s <sup>2</sup> or less		93 dB(A)	104 dB(A)
DHS680	Cutting Wood : 2.5 m/s <sup>2</sup> or less		83 dB(A)	94 dB(A)
DHS710	Cutting Wood : 2.5 m/s <sup>2</sup> or less		85 dB(A)	96 dB(A)
DHS780	Cutting Wood : 2.5 m/s <sup>2</sup> or less	Cutting Metal : 2.5 m/s <sup>2</sup> or less	93 dB(A)	104 dB(A)
DHS781	Cutting Wood : 2.5 m/s <sup>2</sup> or less	Cutting Metal : 2.5 m/s <sup>2</sup> or less	93 dB(A)	104 dB(A)
DHS782	Cutting Wood : 2.5 m/s <sup>2</sup> or less	Cutting Metal : 2.5 m/s <sup>2</sup> or less	93 dB(A)	104 dB(A)
DHS783	Cutting Wood : 2.5 m/s <sup>2</sup> or less	Cutting Metal : 2.5 m/s <sup>2</sup> or less	93 dB(A)	104 dB(A)
DHS900	Cutting Wood : 2.5 m/s <sup>2</sup> or less	Cutting Metal : 2.5 m/s <sup>2</sup> or less	93 dB(A)	104 dB(A)
DHS901	Cutting Wood : 2.5 m/s <sup>2</sup> or less	Cutting Metal : 2.5 m/s <sup>2</sup> or less	93 dB(A)	104 dB(A)
DHW080	2.5 m/s <sup>2</sup> or less		70.9 dB(A)	
DJR183	Cutting Boards : 8 m/s <sup>2</sup>	Cutting Wooden Beams : 7 m/s <sup>2</sup>	77 dB(A)	
DJR185	Cutting Boards : 8 m/s <sup>2</sup>	Cutting Wooden Beams : 7 m/s <sup>2</sup>	76 dB(A)	
DJR186	Cutting Boards : 13 m/s <sup>2</sup>	Cutting Wooden Beams : 12.5 m/s <sup>2</sup>	84 dB(A)	95 dB(A)
DJR187	Cutting Boards : 16.5 m/s <sup>2</sup>	Cutting Wooden Beams : 15.5 m/s <sup>2</sup>	84 dB(A)	95 dB(A)
DJR188	Cutting Boards : 15.5 m/s <sup>2</sup>	Cutting Wooden Beams : 15.0 m/s <sup>2</sup>	83 dB(A)	94 dB(A)
DJR360	Cutting Boards : 16.5 m/s <sup>2</sup>	Cutting Wooden Beams : 15.5 m/s <sup>2</sup>	85 dB(A)	96 dB(A)
DJS130	Cutting Sheet Metal : 5.5 m/s <sup>2</sup>		74 dB(A)	
DKP180	4.5 m/s <sup>2</sup>		87 dB(A)	98 dB(A)
DKP181	5.0 m/s <sup>2</sup>		84 dB(A)	95 dB(A)
DLM382	2.5 m/s <sup>2</sup> or less		81 dB(A)	91 dB(A)
DLM432	2.5 m/s <sup>2</sup> or less		81 dB(A)	92 dB(A)
DLM460	2.5 m/s <sup>2</sup> or less		79 dB(A)	91 dB(A)
DLM462	2.5 m/s <sup>2</sup> or less		82.7 dB(A)	90.9 dB(A)
DLM463	2.5 m/s <sup>2</sup> or less		79 dB(A)	91 dB(A)
DLM465	2.5 m/s <sup>2</sup> or less		82.7 dB(A)	90.9 dB(A)
DLM530	2.5 m/s <sup>2</sup> or less		78.1 dB(A)	90.4 dB(A)
DLM532	2.5 m/s <sup>2</sup> or less		78.1 dB(A)	90.4 dB(A)
DLM533	2.5 m/s <sup>2</sup> or less		78.8 dB(A)	87.7 dB(A)
DLM534	2.5 m/s <sup>2</sup> or less		78.1 dB(A)	90.4 dB(A)
DLM536	2.5 m/s <sup>2</sup> or less		78.1 dB(A)	90.4 dB(A)
DLM537	2.5 m/s <sup>2</sup> or less		78.8 dB(A)	87.7 dB(A)
DLS110	2.5 m/s <sup>2</sup> or less		92 dB(A)	102 dB(A)
DLS111	2.5 m/s <sup>2</sup> or less		92 dB(A)	102 dB(A)
DLS112	2.5 m/s <sup>2</sup> or less		92 dB(A)	102 dB(A)
DLS211	2.5 m/s <sup>2</sup> or less		95 dB(A)	103 dB(A)
DLS212	2.5 m/s <sup>2</sup> or less		95 dB(A)	103 dB(A)
DLS600	2.5 m/s <sup>2</sup> or less		90 dB(A)	97 dB(A)
DLS713	2.5 m/s <sup>2</sup> or less		88 dB(A)	98 dB(A)
DLS714	2.5 m/s <sup>2</sup> or less		88 dB(A)	97 dB(A)
DLW140	2.5 m/s <sup>2</sup>		103 dB(A)	115 dB(A)
DMP180	3.6 m/s <sup>2</sup>		70 dB(A)	





# Vibration Level / Sound Pressure Level / Sound Power Level List

Model No.	Vibration Level		Sound Pressure Level	Sound Power Level
GA7050	Surface Grinding : 6.5 m/s <sup>2</sup>	Disc Sanding : 4 m/s <sup>2</sup>	94 dB(A)	105 dB(A)
GA7050R	Surface Grinding : 6.5 m/s <sup>2</sup>	Disc Sanding : 4 m/s <sup>2</sup>	94 dB(A)	105 dB(A)
GA7060	Surface Grinding w/ Normal Side Grip : 7.5 m/s <sup>2</sup>	Surface Grinding w/ Anti-Vibration Side Grip : 7.5 m/s <sup>2</sup>	91 dB(A)	102 dB(A)
GA7060R	Surface Grinding w/ Normal Side Grip : 7.5 m/s <sup>2</sup>	Surface Grinding w/ Anti-Vibration Side Grip : 7.5 m/s <sup>2</sup>	91 dB(A)	102 dB(A)
GA7061	Surface Grinding w/ Normal Side Grip : 7 m/s <sup>2</sup>	Surface Grinding w/ Anti-Vibration Side Grip : 6.5 m/s <sup>2</sup>	91 dB(A)	102 dB(A)
GA7061R	Surface Grinding w/ Normal Side Grip : 7 m/s <sup>2</sup>	Surface Grinding w/ Anti-Vibration Side Grip : 6.5 m/s <sup>2</sup>	91 dB(A)	102 dB(A)
GA7062	Surface Grinding w/ Normal Side Grip : 7.5 m/s <sup>2</sup>	Surface Grinding w/ Anti-Vibration Side Grip : 7.5 m/s <sup>2</sup>	91 dB(A)	102 dB(A)
GA7062R	Surface Grinding w/ Normal Side Grip : 7.5 m/s <sup>2</sup>	Surface Grinding w/ Anti-Vibration Side Grip : 7.5 m/s <sup>2</sup>	91 dB(A)	102 dB(A)
GA7063	Surface Grinding w/ Normal Side Grip : 7 m/s <sup>2</sup>	Surface Grinding w/ Anti-Vibration Side Grip : 6.5 m/s <sup>2</sup>	91 dB(A)	102 dB(A)
GA7063R	Surface Grinding w/ Normal Side Grip : 7 m/s <sup>2</sup>	Surface Grinding w/ Anti-Vibration Side Grip : 6.5 m/s <sup>2</sup>	91 dB(A)	102 dB(A)
GA9010C	Surface Grinding : 9.5 m/s <sup>2</sup>	Disc Sanding : 2.5 m/s <sup>2</sup>	91 dB(A)	102 dB(A)
GA9012C	Surface Grinding : 6 m/s <sup>2</sup>	Disc Sanding : 3 m/s <sup>2</sup>	90 dB(A)	101 dB(A)
GA9020	Surface Grinding : 5.5 m/s <sup>2</sup>	Disc Sanding : 2.5 m/s <sup>2</sup> or less	89 dB(A)	100 dB(A)
GA9020R	Surface Grinding : 6 m/s <sup>2</sup>	Disc Sanding : 2.5 m/s <sup>2</sup> or less	90 dB(A)	101 dB(A)
GA9020S	Surface Grinding : 5.5 m/s <sup>2</sup>	Disc Sanding : 2.5 m/s <sup>2</sup> or less	89 dB(A)	100 dB(A)
GA9030	Surface Grinding : 6.5 m/s <sup>2</sup>	Disc Sanding : 2.5 m/s <sup>2</sup> or less	90 dB(A)	101 dB(A)
GA9030R	Surface Grinding : 5.5 m/s <sup>2</sup>	Disc Sanding : 2.5 m/s <sup>2</sup> or less	90 dB(A)	101 dB(A)
GA9030S	Surface Grinding : 6.5 m/s <sup>2</sup>	Disc Sanding : 2.5 m/s <sup>2</sup> or less	90 dB(A)	101 dB(A)
GA9040			90 dB(A)	101 dB(A)
GA9040R	Surface Grinding : 6 m/s <sup>2</sup>	Disc Sanding : 2.5 m/s <sup>2</sup> or less	90 dB(A)	101 dB(A)
GA9040S	Surface Grinding : 5.5 m/s <sup>2</sup>	Disc Sanding : 2.5 m/s <sup>2</sup> or less	90 dB(A)	101 dB(A)
GA9050	Surface Grinding : 5.5 m/s <sup>2</sup>	Disc Sanding : 2.5 m/s <sup>2</sup>	94 dB(A)	105 dB(A)
GA9050R	Surface Grinding : 5.5 m/s <sup>2</sup>	Disc Sanding : 2.5 m/s <sup>2</sup>	94 dB(A)	105 dB(A)
GA9060	Surface Grinding w/ Normal Side Grip : 6.5 m/s <sup>2</sup>	Surface Grinding w/ Anti-Vibration Side Grip : 6 m/s <sup>2</sup>	91 dB(A)	102 dB(A)
GA9060R	Surface Grinding w/ Normal Side Grip : 6.5 m/s <sup>2</sup>	Surface Grinding w/ Anti-Vibration Side Grip : 6 m/s <sup>2</sup>	91 dB(A)	102 dB(A)
GA9061	Surface Grinding w/ Normal Side Grip : 6.5 m/s <sup>2</sup>	Surface Grinding w/ Anti-Vibration Side Grip : 5.5 m/s <sup>2</sup>	91 dB(A)	102 dB(A)
GA9061R	Surface Grinding w/ Normal Side Grip : 6.5 m/s <sup>2</sup>	Surface Grinding w/ Anti-Vibration Side Grip : 5.5 m/s <sup>2</sup>	91 dB(A)	102 dB(A)
GA9062	Surface Grinding w/ Normal Side Grip : 6.5 m/s <sup>2</sup>	Surface Grinding w/ Anti-Vibration Side Grip : 6 m/s <sup>2</sup>	91 dB(A)	102 dB(A)
GA9062R	Surface Grinding w/ Normal Side Grip : 6.5 m/s <sup>2</sup>	Surface Grinding w/ Anti-Vibration Side Grip : 6 m/s <sup>2</sup>	91 dB(A)	102 dB(A)
GA9063	Surface Grinding w/ Normal Side Grip : 6.5 m/s <sup>2</sup>	Surface Grinding w/ Anti-Vibration Side Grip : 5.5 m/s <sup>2</sup>	91 dB(A)	102 dB(A)
GA9063R	Surface Grinding w/ Normal Side Grip : 6.5 m/s <sup>2</sup>	Surface Grinding w/ Anti-Vibration Side Grip : 5.5 m/s <sup>2</sup>	91 dB(A)	102 dB(A)
GB602			74 dB(A)	
GB602W			75 dB(A)	
GB801			77 dB(A)	
GD0801C	Surface Grinding : 3.5 m/s <sup>2</sup>		80 dB(A)	91 dB(A)
GD0811C	Surface Grinding : 2.5 m/s <sup>2</sup> or less		78 dB(A)	
HK0500	Chiselling : 9.5 m/s <sup>2</sup>		83 dB(A)	94 dB(A)
HK1820	Chiselling : 10 m/s <sup>2</sup>		83 dB(A)	94 dB(A)
HM001G	Chiselling Function w/ Side Handle : 6.0 m/s <sup>2</sup>	Chiselling Function w/ Side Grip : 5.5 m/s <sup>2</sup>	89 dB(A)	100 dB(A)
HM002G	Chiselling Function w/ Side Handle : 8.0 m/s <sup>2</sup>		92 dB(A)	103 dB(A)
HM0810B	Chiselling : 15.0 m/s <sup>2</sup>		94 dB(A)	105 dB(A)
HM0810T	Chiselling : 14.0 m/s <sup>2</sup>		92 dB(A)	103 dB(A)
HM0830	Chiselling : 9 m/s <sup>2</sup>		91 dB(A)	102 dB(A)
HM0870C	Chiselling Function w/ Side Handle : 11 m/s <sup>2</sup>	Chiselling Function w/ Side Grip : 11.5 m/s <sup>2</sup>	87 dB(A)	98 dB(A)
HM0871C	Chiselling Function w/ Side Handle : 8 m/s <sup>2</sup>	Chiselling Function w/ Side Grip : 8 m/s <sup>2</sup>	86 dB(A)	97 dB(A)
HM1101C	Chiselling Function w/ Side Handle : 13.5 m/s <sup>2</sup>	Chiselling Function w/ Side Grip : 13.5 m/s <sup>2</sup>	90 dB(A)	101 dB(A)
HM1111C	Chiselling Function w/ Side Handle : 7.5 m/s <sup>2</sup>	Chiselling Function w/ Side Grip : 8 m/s <sup>2</sup>	88 dB(A)	99 dB(A)
HM1203C	Chiselling Function w/ Side Handle : 16.5 m/s <sup>2</sup>		81 dB(A)	95 dB(A)
HM1205C	Chiselling Function w/ Side Handle : 18.5 m/s <sup>2</sup>		79 dB(A)	93 dB(A)
HM1213C	Chiselling Function w/ Side Handle : 8 m/s <sup>2</sup>		75 dB(A)	95 dB(A)
HM1214C	Chiselling : 8 m/s <sup>2</sup>		78 dB(A)	98 dB(A)
HM1307C	Chiselling Function w/ Side Handle : 12.5 m/s <sup>2</sup>		81 dB(A)	101 dB(A)
HM1307CB	Chiselling Function w/ Side Handle : 12 m/s <sup>2</sup>		81 dB(A)	101 dB(A)
HM1317C	Chiselling Function w/ Side Handle : 8.5 m/s <sup>2</sup>		81 dB(A)	101 dB(A)
HM1317CB	Chiselling Function w/ Side Handle : 7 m/s <sup>2</sup>		81 dB(A)	101 dB(A)
HM1501	Chiselling : 14.5 m/s <sup>2</sup>		84 dB(A)	104 dB(A)
HM1502	Chiselling : 14.5 m/s <sup>2</sup>		85 dB(A)	105 dB(A)
HM1511	Chiselling : 6.5 m/s <sup>2</sup>		85 dB(A)	105 dB(A)
HM1512	Chiselling : 6.5 m/s <sup>2</sup>		84 dB(A)	104 dB(A)
HM1802	Chiselling : 14 m/s <sup>2</sup>		95 dB(A)	106 dB(A)
HM1812	Chiselling : 6.5 m/s <sup>2</sup>		96 dB(A)	107 dB(A)
HP001G	Impact Drilling into Concrete : 6.0 m/s <sup>2</sup>	Drilling into Metal : 2.5 m/s <sup>2</sup> or less	85 dB(A)	96 dB(A)
HP002G	Impact Drilling into Concrete : 9.0 m/s <sup>2</sup>	Drilling into Metal : 2.5 m/s <sup>2</sup> or less	87 dB(A)	98 dB(A)
HP0300	Impact Drilling into Concrete : 12.5 m/s <sup>2</sup>	Drilling into Metal : 2.5 m/s <sup>2</sup> or less	82 dB(A)	93 dB(A)
HP1630	Hammer Drilling into Concrete : 17 m/s <sup>2</sup>	Drilling into Metal : 2.5 m/s <sup>2</sup>	97 dB(A)	108 dB(A)
HP1631	Hammer Drilling into Concrete : 17 m/s <sup>2</sup>	Drilling into Metal : 2.5 m/s <sup>2</sup>	97 dB(A)	108 dB(A)
HP1640	Hammer Drilling into Concrete : 19 m/s <sup>2</sup>	Drilling into Metal : 2.5 m/s <sup>2</sup>	92 dB(A)	103 dB(A)
HP1641	Hammer Drilling into Concrete : 19 m/s <sup>2</sup>	Drilling into Metal : 2.5 m/s <sup>2</sup>	92 dB(A)	103 dB(A)
HP1641F	Hammer Drilling into Concrete : 19 m/s <sup>2</sup>	Drilling into Metal : 2.5 m/s <sup>2</sup>	92 dB(A)	103 dB(A)
HP332D	Hammer Drilling into Concrete : 12.5 m/s <sup>2</sup>	Drilling into Metal : 2.5 m/s <sup>2</sup> or less	82 dB(A)	93 dB(A)
HP333D	Impact Drilling into Concrete : 13.0 m/s <sup>2</sup>	Drilling into Metal : 2.5 m/s <sup>2</sup> or less	82 dB(A)	93 dB(A)
HP488D	Hammer Drilling into Concrete : 9.5 m/s <sup>2</sup>	Drilling into Metal : 2.5 m/s <sup>2</sup> or less	81 dB(A)	92 dB(A)
HR001G	Hammer Drilling into Concrete : 7.0 m/s <sup>2</sup>	Hammer Drilling into Concrete w/ DX12 : 7.0 m/s <sup>2</sup>	95 dB(A)	106 dB(A)
HR002G	Hammer Drilling into Concrete : 6.5 m/s <sup>2</sup>	Hammer Drilling into Concrete w/ DX14 : 6.0 m/s <sup>2</sup>	93 dB(A)	104 dB(A)
HR003G	Hammer Drilling into Concrete : 7.0 m/s <sup>2</sup>	Hammer Drilling into Concrete w/ DX12 : 7.0 m/s <sup>2</sup>	95 dB(A)	106 dB(A)

# Vibration Level / Sound Pressure Level / Sound Power Level List

Model No.	Vibration Level		Sound Pressure Level		Sound Power Level	
HR004G	Chiselling Function w/ Side Grip : 7.0 m/s <sup>2</sup> Hammer Drilling into Concrete : 6.5 m/s <sup>2</sup>	Drilling into Metal : 2.5 m/s <sup>2</sup> or less Hammer Drilling into Concrete w/ DX14 : 6.0 m/s <sup>2</sup>	93 dB(A)	w/ DX14 : 93 dB(A)	104 dB(A)	w/ DX14 : 104 dB(A)
HR005G	Chiselling Function w/ Side Grip : 7.5 m/s <sup>2</sup> Hammer Drilling into Concrete : 5.0 m/s <sup>2</sup>	Drilling into Metal : 2.5 m/s <sup>2</sup> Chiselling Function w/ Side Grip : 4.0 m/s <sup>2</sup>	91 dB(A)		102 dB(A)	
HR006G	Chiselling Function w/ Side Handle : 4.0 m/s <sup>2</sup> Hammer Drilling into Concrete : 8.5 m/s <sup>2</sup>	Chiselling Function w/ Side Grip : 7.0 m/s <sup>2</sup>	99 dB(A)		110 dB(A)	
HR007G	Chiselling Function w/ Side Handle : 7.0 m/s <sup>2</sup> Hammer Drilling into Concrete : 7.5 m/s <sup>2</sup>	Chiselling Function w/ Side Grip : 8.6 m/s <sup>2</sup>	94 dB(A)		105 dB(A)	
HR140D	Drilling into Metal : 2.8 m/s <sup>2</sup> Hammer Drilling into Concrete : 6.5 m/s <sup>2</sup>	Drilling into Metal : 3.0 m/s <sup>2</sup> or less	84 dB(A)		95 dB(A)	
HR166D	Hammer Drilling into Concrete : 7.5 m/s <sup>2</sup>	Drilling into Metal : 2.5 m/s <sup>2</sup> or less	86 dB(A)		97 dB(A)	
HR1840	Hammer Drilling into Concrete : 10 m/s <sup>2</sup>	Drilling into Metal : 3 m/s <sup>2</sup>	87 dB(A)		98 dB(A)	
HR1841F	Hammer Drilling into Concrete : 7.5 m/s <sup>2</sup>	Drilling into Metal : 3 m/s <sup>2</sup>	87 dB(A)		98 dB(A)	
HR2230	Hammer Drilling into Concrete : 15 m/s <sup>2</sup>	Drilling : 2.5 m/s <sup>2</sup>	89 dB(A)		100 dB(A)	
HR2300	Hammer Drilling into Concrete : 15.5 m/s <sup>2</sup>	Drilling : 2.5 m/s <sup>2</sup>	90 dB(A)		101 dB(A)	
HR2320T	Chiselling : 10.5 m/s <sup>2</sup> Drilling : 2.5 m/s <sup>2</sup>	Hammer Drilling into Concrete : 15.5 m/s <sup>2</sup>	91 dB(A)		102 dB(A)	
HR2460	Hammer Drilling into Concrete : 15.5 m/s <sup>2</sup>	Drilling : 4.5 m/s <sup>2</sup>	90 dB(A)		101 dB(A)	
HR2460F	Hammer Drilling into Concrete : 15.5 m/s <sup>2</sup>	Drilling : 4.5 m/s <sup>2</sup>	90 dB(A)		101 dB(A)	
HR2470	Chiselling : 12.5 m/s <sup>2</sup> Drilling into Metal : 4.5 m/s <sup>2</sup>	Hammer Drilling into Concrete : 15.5 m/s <sup>2</sup>	90 dB(A)		101 dB(A)	
HR2470F	Chiselling : 12.5 m/s <sup>2</sup> Drilling into Metal : 4.5 m/s <sup>2</sup>	Hammer Drilling into Concrete : 15.5 m/s <sup>2</sup>	90 dB(A)		101 dB(A)	
HR2470FT	Chiselling : 12.5 m/s <sup>2</sup> Drilling into Metal : 4.5 m/s <sup>2</sup>	Hammer Drilling into Concrete : 15.5 m/s <sup>2</sup>	90 dB(A)		101 dB(A)	
HR2470T	Chiselling : 12.5 m/s <sup>2</sup> Drilling into Metal : 4.5 m/s <sup>2</sup>	Hammer Drilling into Concrete : 15.5 m/s <sup>2</sup>	90 dB(A)		101 dB(A)	
HR2475	Chiselling : 10.5 m/s <sup>2</sup> Drilling : 3 m/s <sup>2</sup>	Hammer Drilling into Concrete : 15.5 m/s <sup>2</sup>	89 dB(A)		100 dB(A)	
HR2600	Hammer Drilling into Concrete : 15.5 m/s <sup>2</sup>	Drilling into Metal : 2.5 m/s <sup>2</sup>	91 dB(A)		102 dB(A)	
HR2601	Hammer Drilling into Concrete : 12 m/s <sup>2</sup>	Drilling into Metal : 2.5 m/s <sup>2</sup> or less	90 dB(A)		101 dB(A)	
HR2630	Chiselling Function w/ Side Handle : 9.5 m/s <sup>2</sup> Drilling into Metal : 2.5 m/s <sup>2</sup> or less	Hammer Drilling into Concrete : 15.0 m/s <sup>2</sup>	90 dB(A)		101 dB(A)	
HR2630T	Chiselling Function w/ Side Handle : 9.5 m/s <sup>2</sup> Drilling into Metal : 2.5 m/s <sup>2</sup> or less	Hammer Drilling into Concrete : 15.0 m/s <sup>2</sup>	90 dB(A)		101 dB(A)	
HR2631F	Chiselling Function w/ Side Handle : 9.0 m/s <sup>2</sup> Drilling into Metal : 2.5 m/s <sup>2</sup> or less	Hammer Drilling into Concrete : 12.0 m/s <sup>2</sup>	90 dB(A)		101 dB(A)	
HR2631FT	Chiselling Function w/ Side Handle : 8.5 m/s <sup>2</sup> Drilling into Metal : 2.5 m/s <sup>2</sup> or less	Hammer Drilling into Concrete : 11.5 m/s <sup>2</sup>	90 dB(A)		101 dB(A)	
HR2641	Chiselling Function w/ Side Grip : 9 m/s <sup>2</sup> Drilling into Metal : 2.5 m/s <sup>2</sup>	Hammer Drilling into Concrete : 11.5 m/s <sup>2</sup>	90 dB(A)		101 dB(A)	
HR2652	Hammer Drilling into Concrete : 12.5 m/s <sup>2</sup> Drilling into Metal : 2.5 m/s <sup>2</sup>	Chiselling Function w/ Side Grip : 9.5 m/s <sup>2</sup>	91 dB(A)		102 dB(A)	
HR2653	Hammer Drilling into Concrete : 11.5 m/s <sup>2</sup> Drilling into Metal : 2.5 m/s <sup>2</sup>	Chiselling Function w/ Side Grip : 9.0 m/s <sup>2</sup>	92 dB(A)		103 dB(A)	
HR2653T	Hammer Drilling into Concrete : 11.5 m/s <sup>2</sup> Drilling into Metal : 2.5 m/s <sup>2</sup>	Chiselling Function w/ Side Grip : 9.0 m/s <sup>2</sup>	92 dB(A)		103 dB(A)	
HR2663	Hammer Drilling into Concrete : 9.5 m/s <sup>2</sup> Drilling into Metal : 2.5 m/s <sup>2</sup> or less	Chiselling Function w/ Side Grip : 6.0 m/s <sup>2</sup>	90 dB(A)		101 dB(A)	
HR2800	Hammer Drilling into Concrete : 20 m/s <sup>2</sup>	Drilling into Metal : 2.5 m/s <sup>2</sup> or less	89 dB(A)		100 dB(A)	
HR2810	Chiselling : 15.5 m/s <sup>2</sup> Drilling into Metal : 2.5 m/s <sup>2</sup> or less	Hammer Drilling into Concrete : 20 m/s <sup>2</sup>	89 dB(A)		100 dB(A)	
HR2810T	Chiselling : 15.5 m/s <sup>2</sup> Drilling into Metal : 2.5 m/s <sup>2</sup>	Hammer Drilling into Concrete : 20 m/s <sup>2</sup>	89 dB(A)		100 dB(A)	
HR2811F	Chiselling : 11.5 m/s <sup>2</sup> Drilling into Metal : 2.5 m/s <sup>2</sup>	Hammer Drilling into Concrete : 15 m/s <sup>2</sup>	90 dB(A)		101 dB(A)	
HR2811FT	Chiselling : 11.5 m/s <sup>2</sup> Drilling into Metal : 2.5 m/s <sup>2</sup>	Hammer Drilling into Concrete : 15 m/s <sup>2</sup>	90 dB(A)		101 dB(A)	
HR3001C	Chiselling Function w/ Side Grip : 11.0 m/s <sup>2</sup> Drilling into Metal : 6.0 m/s <sup>2</sup>	Hammer Drilling into Concrete : 13.5 m/s <sup>2</sup>	94 dB(A)		105 dB(A)	
HR3011FC	Chiselling Function w/ Side Grip : 6.0 m/s <sup>2</sup> Drilling into Metal : 5.5 m/s <sup>2</sup>	Hammer Drilling into Concrete : 9.5 m/s <sup>2</sup>	94 dB(A)		105 dB(A)	
HR3012FC	Chiselling Function w/ Side Grip : 5.5 m/s <sup>2</sup> Drilling into Metal : 6.0 m/s <sup>2</sup>	Hammer Drilling into Concrete : 9.5 m/s <sup>2</sup>	93 dB(A)		104 dB(A)	
HR3200C	Chiselling : 12.5 m/s <sup>2</sup> Drilling into Metal : 2.5 m/s <sup>2</sup> or less	Hammer Drilling into Concrete : 18 m/s <sup>2</sup>	89 dB(A)		100 dB(A)	
HR3210C	Chiselling : 7.5 m/s <sup>2</sup> Drilling into Metal : 2.5 m/s <sup>2</sup> or less	Hammer Drilling into Concrete : 10 m/s <sup>2</sup>	89 dB(A)		100 dB(A)	
HR3210FCT	Chiselling : 8 m/s <sup>2</sup> Drilling into Metal : 2.5 m/s <sup>2</sup> or less	Hammer Drilling into Concrete : 10 m/s <sup>2</sup>	88 dB(A)		99 dB(A)	
HR3530	Chiselling : 12.5 m/s <sup>2</sup>	Hammer Drilling into Concrete : 19.5 m/s <sup>2</sup>	91 dB(A)		102 dB(A)	
HR3540C	Chiselling : 12.5 m/s <sup>2</sup> Drilling into Metal : 2.5 m/s <sup>2</sup>	Hammer Drilling into Concrete : 18 m/s <sup>2</sup>	93 dB(A)		104 dB(A)	
HR3541FC	Chiselling : 9 m/s <sup>2</sup> Drilling into Metal : 2.5 m/s <sup>2</sup> or less	Hammer Drilling into Concrete : 11 m/s <sup>2</sup>	91 dB(A)		102 dB(A)	
HR4002	Chiselling : 10.5 m/s <sup>2</sup>	Hammer Drilling into Concrete : 17.5 m/s <sup>2</sup>	92 dB(A)		103 dB(A)	
HR4003C	Chiselling Function w/ Side Handle : 9 m/s <sup>2</sup> Hammer Drilling into Concrete : 10 m/s <sup>2</sup>	Chiselling Function w/ Side Grip : 9 m/s <sup>2</sup>	92 dB(A)		103 dB(A)	
HR4013C	Chiselling Function w/ Side Handle : 4.5 m/s <sup>2</sup> Hammer Drilling into Concrete : 5 m/s <sup>2</sup>	Chiselling Function w/ Side Grip : 4.5 m/s <sup>2</sup>	92 dB(A)		103 dB(A)	
HR4030C	8.5 m/s <sup>2</sup>		91 dB(A)		102 dB(A)	
HR4041C	8.5 m/s <sup>2</sup>		94 dB(A)		105 dB(A)	
HR4501C	Chiselling : 12.5 m/s <sup>2</sup> Hammer Drilling into Concrete : 16 m/s <sup>2</sup>	Chiselling Function w/ Side Grip : 12.5 m/s <sup>2</sup>	94 dB(A)		105 dB(A)	
HR4510C	Chiselling : 8.5 m/s <sup>2</sup> Hammer Drilling into Concrete : 9.5 m/s <sup>2</sup>	Chiselling Function w/ Side Grip : 8.5 m/s <sup>2</sup>	93 dB(A)		104 dB(A)	
HR4511C	Chiselling : 7 m/s <sup>2</sup> Hammer Drilling into Concrete : 7.5 m/s <sup>2</sup>	Chiselling Function w/ Side Grip : 7.5 m/s <sup>2</sup>	94 dB(A)		105 dB(A)	
HR5202C	Chiselling Function w/ Side Handle : 10.5 m/s <sup>2</sup> Hammer Drilling into Concrete : 17 m/s <sup>2</sup>	Chiselling Function w/ Side Grip : 10.5 m/s <sup>2</sup>	99 dB(A)		110 dB(A)	
HR5212C	Chiselling Function w/ Side Handle : 7 m/s <sup>2</sup> Hammer Drilling into Concrete : 9 m/s <sup>2</sup>	Chiselling Function w/ Side Grip : 8 m/s <sup>2</sup>	98 dB(A)		109 dB(A)	
HS003G	Cutting Wood : 2.5 m/s <sup>2</sup> or less	Cutting Metal : 2.5 m/s <sup>2</sup> or less	93 dB(A)		104 dB(A)	
HS004G	Cutting Wood : 2.5 m/s <sup>2</sup> or less	Cutting Metal : 2.5 m/s <sup>2</sup> or less	93 dB(A)		104 dB(A)	



# Vibration Level / Sound Pressure Level / Sound Power Level List

Model No.	Vibration Level		Sound Pressure Level	Sound Power Level
LS1040			93 dB(A)	106 dB(A)
LS1040F			93 dB(A)	106 dB(A)
LS1219	2.5 m/s <sup>2</sup> or less		91 dB(A)	100 dB(A)
LS1219L	2.5 m/s <sup>2</sup> or less		91 dB(A)	100 dB(A)
LW1400	2.5 m/s <sup>2</sup> or less		102 dB(A)	110 dB(A)
LW1401	2.5 m/s <sup>2</sup> or less		102 dB(A)	110 dB(A)
MLT100N			89 dB(A)	100 dB(A)
MP001G	3.8 m/s <sup>2</sup>		71 dB(A)	
MP100D	3.8 m/s <sup>2</sup>		72 dB(A)	
PC5010C	Surface Grinding w/ Loop Handle : 5.5 m/s <sup>2</sup>	Disc Sanding w/ Normal Side Grip : 2.5 m/s <sup>2</sup> or less	85 dB(A)	96 dB(A)
PO5000C	Polishing : 6.5 m/s <sup>2</sup>		81 dB(A)	92 dB(A)
PO6000C	Polishing : 7 m/s <sup>2</sup>		83 dB(A)	94 dB(A)
PT354D	2.5 m/s <sup>2</sup> or less		76 dB(A)	
PV301D	Disc Sanding : 2.5 m/s <sup>2</sup> or less	Polishing : 2.5 m/s <sup>2</sup> or less	73 dB(A)	
PV7000C	Polishing : 2.5 m/s <sup>2</sup> or less		81 dB(A)	92 dB(A)
PV7001C	Polishing : 2.5 m/s <sup>2</sup> or less		81 dB(A)	92 dB(A)
RP0900	Cutting Grooves in MDF : 4 m/s <sup>2</sup>		89 dB(A)	100 dB(A)
RP0910	Cutting Grooves in MDF : 8 m/s <sup>2</sup>		83 dB(A)	94 dB(A)
RP1110C	Cutting Grooves in MDF : 5 m/s <sup>2</sup>		81 dB(A)	92 dB(A)
RP1800	Cutting Grooves in MDF : 4 m/s <sup>2</sup>		86 dB(A)	97 dB(A)
RP1800F	Cutting Grooves in MDF : 4 m/s <sup>2</sup>		86 dB(A)	97 dB(A)
RP1801	Cutting Grooves in MDF : 4 m/s <sup>2</sup>		3, 86 dB(A)	97 dB(A)
RP1801F	Cutting Grooves in MDF : 4 m/s <sup>2</sup>		86 dB(A)	97 dB(A)
RP2300FC	Cutting Grooves in MDF : 4.5 m/s <sup>2</sup>		87 dB(A)	98 dB(A)
RP2301FC	Cutting Grooves in MDF : 4.5 m/s <sup>2</sup>		87 dB(A)	98 dB(A)
RS001G	2.5 m/s <sup>2</sup> or less		92 dB(A)	103 dB(A)
RS002G	Cutting Wood : 2.5 m/s <sup>2</sup> or less		96 dB(A)	107 dB(A)
RT0700C	Rotation w/o Load : 2.5 m/s <sup>2</sup> or less	Cutting Grooves in MDF : 3.5 m/s <sup>2</sup>	82 dB(A)	93 dB(A)
SD100D	Cutting Drywall (thickness 30mm) : 3 m/s <sup>2</sup>	Cutting Chip Board (thickness 15mm) : 5.5 m/s <sup>2</sup>	77 dB(A)	
SP001G	Cutting Wood : 2.5 m/s <sup>2</sup> or less	Cutting Metal : 2.5 m/s <sup>2</sup> or less	89 dB(A)	100 dB(A)
ST113D	2.5 m/s <sup>2</sup> or less		75 dB(A)	
TD001G	Impact tightening of fasteners of the maximum capacity of the tool : 10.0 m/s <sup>2</sup>		96 dB(A)	107 dB(A)
TD022D	Fastening Bolt : 7.0 m/s <sup>2</sup>		85 dB(A)	96 dB(A)
TD110D	8 m/s <sup>2</sup>		94 dB(A)	105 dB(A)
TD111D	Impact tightening of fasteners of the maximum capacity of the tool : 12.5 m/s <sup>2</sup>		94 dB(A)	105 dB(A)
TD112D	Impact tightening of fasteners of the maximum capacity of the tool : 10.9 m/s <sup>2</sup>		93 dB(A)	104 dB(A)
TL064D	Impact tightening of fasteners of the maximum capacity of the tool : 15 m/s <sup>2</sup>		91 dB(A)	102 dB(A)
TL065D	Impact tightening of fasteners of the maximum capacity of the tool : 18 m/s <sup>2</sup>		90 dB(A)	101 dB(A)
TM30D	Sanding : 2.5 m/s <sup>2</sup> or less Segmental Saw Blade : 5.5 m/s <sup>2</sup>	Plunge Saw Blade : 10.5 m/s <sup>2</sup> Scraping : 9 m/s <sup>2</sup>	Sanding : 75 dB(A) Segmental Saw Blade : 81 dB(A)	Plunge Saw Blade : 82 dB(A) Scraping : 81 dB(A)
TW001G	Impact tightening of fasteners of the maximum capacity of the tool : 18.5 m/s <sup>2</sup>		100 dB(A)	111 dB(A)
TW004G	Impact tightening of fasteners of the maximum capacity of the tool : 16.5 m/s <sup>2</sup>		99 dB(A)	110 dB(A)
TW005G	Impact tightening of fasteners of the maximum capacity of the tool : 16.5 m/s <sup>2</sup>		99 dB(A)	110 dB(A)
TW007G	Impact tightening of fasteners of the maximum capacity of the tool : 19.7 m/s <sup>2</sup>		97 dB(A)	108 dB(A)
TW008G	Impact tightening of fasteners of the maximum capacity of the tool : 19.7 m/s <sup>2</sup>		97 dB(A)	108 dB(A)
TW0200	Impact tightening of fasteners of the maximum capacity of the tool : 8.5 m/s <sup>2</sup>		93 dB(A)	104 dB(A)
TW0350	Impact tightening of fasteners of the maximum capacity of the tool : 11.5 m/s <sup>2</sup>		93 dB(A)	104 dB(A)
TW060D	Impact tightening of fasteners of the maximum capacity of the tool : 9.0 m/s <sup>2</sup>		90 dB(A)	101 dB(A)
TW1000	Impact tightening of fasteners of the maximum capacity of the tool : 17.5 m/s <sup>2</sup>		103 dB(A)	114 dB(A)
TW100D	Impact tightening of fasteners of the maximum capacity of the tool : 8 m/s <sup>2</sup>		88 dB(A)	99 dB(A)
TW140D	Impact tightening of fasteners of the maximum capacity of the tool : 8.0 m/s <sup>2</sup>		88 dB(A)	99 dB(A)
TW141D	Impact tightening of fasteners of the maximum capacity of the tool : 7.5 m/s <sup>2</sup>		93 dB(A)	104 dB(A)
TW160D	Impact tightening of fasteners of the maximum capacity of the tool : 11.0 m/s <sup>2</sup>		90 dB(A)	101 dB(A)
TW161D	Impact tightening of fasteners of the maximum capacity of the tool : 8.0 m/s <sup>2</sup>		93 dB(A)	104 dB(A)
UB001C	2.5 m/s <sup>2</sup> or less		83.4 dB(A)	91.4 dB(A)
UB001G	2.5 m/s <sup>2</sup> or less		83.7 dB(A)	94.1 dB(A)
UB100D	Operation w/o Load : 2.5 m/s <sup>2</sup> or less		74 dB(A)	
UB101D	Operation w/o Load : 2.5 m/s <sup>2</sup>		76.4 dB(A)	86.3 dB(A)
UB1101	Operation w/o Load : 3 m/s <sup>2</sup>		86 dB(A)	97 dB(A)
UB1102	Operation w/o Load : 2.5 m/s <sup>2</sup>		83 dB(A)	94 dB(A)
UB1103	Operation w/o Load : 2.5 m/s <sup>2</sup>		83 dB(A)	94 dB(A)
UC3041A	4.7 m/s <sup>2</sup>		90.3 dB(A)	101.3 dB(A)
UC3050A	5.2 m/s <sup>2</sup>		90.8 dB(A)	101.8 dB(A)
UC3051A	5.2 m/s <sup>2</sup>		90.8 dB(A)	101.8 dB(A)
UC3541A	4.7 m/s <sup>2</sup>		90.3 dB(A)	101.3 dB(A)
UC3550A	5.2 m/s <sup>2</sup>		90.8 dB(A)	101.8 dB(A)
UC3551A	5.2 m/s <sup>2</sup>		90.8 dB(A)	101.8 dB(A)
UC4041A	4.7 m/s <sup>2</sup>		90.3 dB(A)	101.3 dB(A)
UC4050A	5.2 m/s <sup>2</sup>		90.8 dB(A)	101.8 dB(A)
UC4051A	5.2 m/s <sup>2</sup>		90.8 dB(A)	101.8 dB(A)
UC4550A	5.2 m/s <sup>2</sup>		90.8 dB(A)	101.8 dB(A)
UC4551A	5.2 m/s <sup>2</sup>		90.8 dB(A)	101.8 dB(A)
UD2500			84.4 dB(A)	97 dB(A)
UH004G	Front : 2.9 m/s <sup>2</sup>	Rear : 2.5 m/s <sup>2</sup> or less	85 dB(A)	96 dB(A)
UH005G	Front : 3.1 m/s <sup>2</sup>	Rear : 2.7 m/s <sup>2</sup>	86 dB(A)	97 dB(A)
UH006G	Front : 3.0 m/s <sup>2</sup>	Rear : 2.5 m/s <sup>2</sup> or less	81 dB(A)	92 dB(A)
UH007G	Front : 3.4 m/s <sup>2</sup>	Rear : 3.1 m/s <sup>2</sup>	81 dB(A)	92 dB(A)
UH008G	Front : 3.1 m/s <sup>2</sup>	Rear : 2.5 m/s <sup>2</sup> or less	82 dB(A)	93 dB(A)
UH009G	Front : 3.2 m/s <sup>2</sup>	Rear : 2.5 m/s <sup>2</sup>	83 dB(A)	94 dB(A)
UH013G	Front : 2.5 m/s <sup>2</sup>	Rear : 2.5 m/s <sup>2</sup> or less	80 dB(A)	91 dB(A)
UH014G	Front : 3.2	Rear : 2.5 m/s <sup>2</sup> or less	81 dB(A)	92 dB(A)
UH200D	2.5 m/s <sup>2</sup>		73.7 dB(A)	81.8 dB(A)
UH201D	2.5 m/s <sup>2</sup> or less		74 dB(A)	
UH420D	2.5 m/s <sup>2</sup>		75 dB(A)	
UH422D	2.5 m/s <sup>2</sup>		74 dB(A)	82.1 dB(A)
UH4261	6.7 m/s <sup>2</sup>		82 dB(A)	93 dB(A)
UH4570	6.7 m/s <sup>2</sup>		89.9 dB(A)	97.9 dB(A)
UH480D	2.5 m/s <sup>2</sup>		75 dB(A)	
UH4861	6.7 m/s <sup>2</sup>		82 dB(A)	93 dB(A)
UH520D	2.5 m/s <sup>2</sup>		75 dB(A)	
UH522D	2.5 m/s <sup>2</sup>		75 dB(A)	82.6 dB(A)
UH5261	6.7 m/s <sup>2</sup>		82 dB(A)	93 dB(A)
UH5570	6.7 m/s <sup>2</sup>		89.9 dB(A)	97.9 dB(A)
UH5580			86.5 dB(A)	94.5 dB(A)

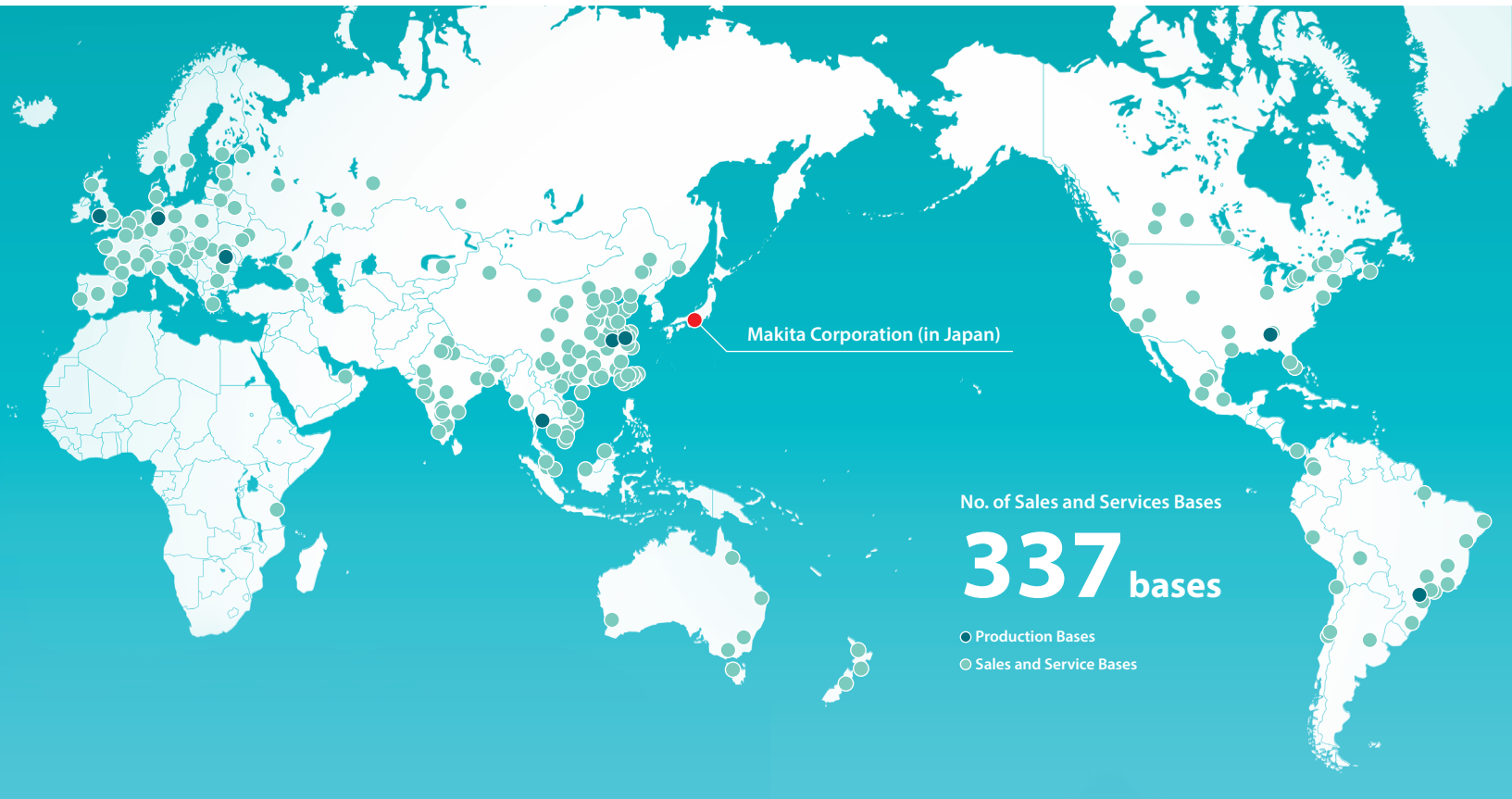
## Vibration Level / Sound Pressure Level / Sound Power Level List

Model No.	Vibration Level		Sound Pressure Level	Sound Power Level
UH6570	6.7 m/s <sup>2</sup>		89.9 dB(A)	97.9 dB(A)
UH6580			86.5 dB(A)	94.5 dB(A)
UH7580			86.5 dB(A)	94.5 dB(A)
UM110D	w/ Grass Shear Blade : 2.5 m/s <sup>2</sup> or less	w/ Hedge Trimmer Blade : 2.5 m/s <sup>2</sup> or less	Grass Shear Blade : 70 dB(A) Hedge Trimmer Blade : 70 dB(A)	
UM164D	2.5 m/s <sup>2</sup> or less		75.9 dB(A)	
UM167D	2.5 m/s <sup>2</sup> or less		78 dB(A)	
UM600D	2.5 m/s <sup>2</sup> or less		75 dB(A)	
UN460WD			74 dB(A)	
UR002G	Left / Right : 2.5 / 2.5 m/s <sup>2</sup> or less		4-Tooth Blade : 74.4 dB(A) Plastic Blade : 74.4 dB(A) Nylon Cutting Head : 72.2 dB(A)	4-Tooth Blade : 87.6 dB(A) Plastic Blade : 85.3 dB(A) Nylon Cutting Head : 89.7 dB(A)
UR003G	Left / Right : 2.5 / 2.5 m/s <sup>2</sup> or less		4-Tooth Blade : 74.4 dB(A) Plastic Blade : 74.4 dB(A) Nylon Cutting Head : 72.2 dB(A)	4-Tooth Blade : 87.6 dB(A) Plastic Blade : 85.3 dB(A) Nylon Cutting Head : 89.7 dB(A)
UR006G	Left / Right : 2.5 / 2.5 m/s <sup>2</sup> or less		2-Tooth Blade : 80.8 dB(A) 4-Tooth Blade : 82.9 dB(A) Plastic Blade : 77.0 dB(A)	2-Tooth Blade : 95.4 dB(A) 4-Tooth Blade : 99.2 dB(A) Plastic Blade : 88.4 dB(A)
UR007G	Left / Right : 2.5 / 2.5 m/s <sup>2</sup> or less		Nylon Cutting Head : 81.7 dB(A) 2-Tooth Blade : 80.8 dB(A) 4-Tooth Blade : 82.9 dB(A) Plastic Blade : 77.0 dB(A)	Nylon Cutting Head : 92.7 dB(A) 2-Tooth Blade : 95.4 dB(A) 4-Tooth Blade : 99.2 dB(A) Plastic Blade : 88.4 dB(A)
UR008G	Left / Right : 2.5 / 2.5 m/s <sup>2</sup> or less		Nylon Cutting Head : 81.7 dB(A) Nylon Cutting Head : 79.0 dB(A)	Nylon Cutting Head : 92.7 dB(A) Nylon Cutting Head : 91.9 dB(A)
UR012G			2-Tooth Blade : 82.3 dB(A) 4-Tooth Blade : 84.3 dB(A) Plastic Blade : 82.7 dB(A)	2-Tooth Blade : 96.2 dB(A) 4-Tooth Blade : 97.7 dB(A) Plastic Blade : 92.4 dB(A)
UR100D			Nylon Cutting Head : 79.9 dB(A) Plastic Blade : 75.8 dB(A) Nylon Cutting Head : 74 dB(A)	Nylon Cutting Head : 91.6 dB(A)
UR101C	Left / Right : 2.5 / 2.5 m/s <sup>2</sup> or less		2-Tooth Blade : 81.7 dB(A) 4-Tooth Blade : 83 dB(A) Nylon Cutting Head : 80 dB(A) Plastic Blade : 78 dB(A)	2-Tooth Blade : 93.9 dB(A) 4-Tooth Blade : 97.6 dB(A) Nylon Cutting Head : 91.8 dB(A) Plastic Blade : 87.4 dB(A)
UR140D	2.5 m/s <sup>2</sup> or less		75 dB(A)	83.7 dB(A)
UR180D	2.5 m/s <sup>2</sup> or less		81 dB(A)	88.5 dB(A)
UR201C	Left / Right : 2.5 / 2.5 m/s <sup>2</sup> or less		2-Tooth Blade : 81.7 dB(A) 4-Tooth Blade : 83 dB(A) Nylon Cutting Head : 80 dB(A) Plastic Blade : 78 dB(A)	2-Tooth Blade : 93.9 dB(A) 4-Tooth Blade : 97.6 dB(A) Nylon Cutting Head : 91.8 dB(A) Plastic Blade : 87.4 dB(A)
UR202C	Left / Right : 2.5 / 2.5 m/s <sup>2</sup> or less		Nylon Cutting Head : 80.3 dB(A)	Nylon Cutting Head : 91.6 dB(A)
UR3000	2.73 m/s <sup>2</sup>		75.1 dB(A)	96 dB(A)
UV3200	4.513 m/s <sup>2</sup>		88.5 dB(A)	97.25 dB(A)
UV3600	4.673 m/s <sup>2</sup>		85.5 dB(A)	99.53 dB(A)
WR100D	2.5 m/s <sup>2</sup> or less		74 dB(A)	

# Makita - A Global Brand

Makita have established directly operated business bases in about 50 countries around the world, and have upgraded our sales network in over 170 countries and after-sales service capabilities to become one of the leading companies in our industry. In addition, Makita is producing power tools and OPE in China, Romania, Thailand, U.K., Brazil, U.S. and Germany. Currently, about 90% of our group's manufacturing work in terms of production volume is carried out overseas.

Makita's worldwide sales and service network, as well as the stable, high production quality ensured at its plants worldwide, are the embodiment of the Makita brand.



## JAPAN

Makita Corporation Headquarters



## JAPAN

Okazaki Plant



## U.S.A.

U.S. Plant



## UNITED KINGDOM

U.K. Plant



## ROMANIA

Romania Plant



## GERMANY

Germany Plant



## BRAZIL

Brazil Plant



## CHINA

China Plant (MCC)



## CHINA

China Plant (MKC)



## THAILAND

Thailand Plant



**JAPAN****Makita Corporation****Head office**

3-11-8, Sumiyoshi-cho, Anjo, Aichi  
446-8502  
Phone: +81-(0)566-98-1711  
Fax: +81-(0)566-98-6021  
www.makita.co.jp

**Okazaki plant**

22-1, Watarijima, Nemunoki-cho,  
Okazaki, Aichi 444-0232  
Phone: +81-(0)564-43-3111

**Nisshin Office**

349 Minamiyama,  
Komenoki-cho, Nisshin,  
Aichi 470-0111  
Phone: +81-(0)561-75-1500

**Tokyo branch office**

3-5-3, Hongo, Bunkyo-ku,  
Tokyo 113-0033  
Phone: +81-(0)3-3816-1141  
Fax: +81-(0)3-3813-1633

**Nagoya branch office**

2-33, Namiki, Nakamura-ku,  
Nagoya 453-0856  
Phone: +81-(0)52-419-0561  
Fax: +81-(0)52-413-0081

**Osaka branch office**

1-26-8, Tenma, Kita-ku,  
Osaka 530-0043  
Phone: +81-(0)6-6351-8771  
Fax: +81-(0)6-6352-4607

**Domestic sales offices**

Sapporo, Sendai, Niigata, Utsunomiya,  
Saitama, Chiba, Yokohama, Shizuoka,  
Gifu, Kanazawa, Kyoto, Hyogo,  
Hiroshima, Takamatsu, Fukuoka,  
Kumamoto and other major cities

**CHINA****Makita (China) Co., Ltd.****Head office & plant (MCC)**

No.1388 Middle Huangpujiang Road,  
Kunshan Economic & Technical  
Development Zone, Jiangsu, China.  
Postcode:215335  
Phone: +86-(0)512-57707710  
Fax: +86-(0)512-57713623  
www.makita.com.cn

**Domestic sales department****(MCS/MCCF)**

No.318, South Wusongjiang  
Road, Kunshan City, Jiangsu, China  
Phone: +86-(0)512-57037500  
Fax: +86-(0)512-57037118  
www.makita.com.cn

**Guangzhou sales branch (CGZ)**

Rome 1001 1002, The First Floor, Jinhao  
Building, No.38, Middle Of Huadi  
Avenue, Li Wan  
District, Guangzhou, Guangdong,  
P.R.China  
Phone: +86-(0)20-87518872  
Fax: +86-(0)20-87518873

**Shanghai sales branch (CSH)**

Room.102&103, 1F, No.128, East Luoxiu  
Road, Xuhui District, Shanghai, P.R.China  
Phone: +86-(0)21-54487198  
Fax: +86-(0)21-62476732

**Tianjin sales branch (CTJ)**

No.3 Office Building, No.23, Quanwang  
Road, Wuying Development  
Area, Tianjin, P.R.China  
Phone: +86-(0)22-29395799  
Fax: +86-(0)22-29395769

**Chengdu sales branch (CCD)**

2F, Building 1, Hatchery Building, No.9, Wu  
Ke Dong San Road, Wu Hou  
District, Chengdu, Sichuan, P.R. China  
Phone: +86-(0)28-85366002  
Fax: +86-(0)28-87337018

**Shenyang sales branch (CSY)**

No.2,10A, No.7 Street, Economic and  
Technological Development Zone,  
Shenyang, Liaoning, P.R. CHINA  
Postcode: 110141  
Phone: +86-(0)24-22530648  
Fax: +86-(0)24-22530170

**Xian sales branch (CXA)**

1 & 2F, Xian Youzhi Science and  
Technology Industrial Park NO.75  
Mingguang Road, Economic And  
Technological Development Zone, Xian,  
Shanxi. P.R. CHINA  
Postcode:710018  
Phone: +86-(0)29-86223736  
Fax: +86-(0)29-86229230Z

**Changsha sales branch (CCS)**

(Near Gaosheng Road)  
No.3, Building 5, Youxin Mechanical And  
Electrical Market, Yuhua District,  
Changsha, Hunan, P.R.China  
Phone: +86-(0)731-8526-7792  
Fax: +86-(0)731-8526-7791

**Shijiazhuang sales branch (CSJ)**

No.15, F District, Wanlian International  
Mechanical And Electrical City, No.560,  
Heping East Road, Changan  
District, Shijiazhuang, Hebei, P.R. CHINA  
Postcode: 050000  
Phone: +86-(0)311-89864089  
Fax: +86-(0)311-85024612

**Makita (Kunshan) Co. Ltd.**

No.1, Nanzi Road, Kunshan Economic &  
Technical Development Zone,  
Jiangsu, China  
Phone: +86-(0)512-57367367  
Fax: +86-(0)512-57365575

**Makita Power Tools (HK) Ltd.****Head office**

Unit 1, 17/F., Grandtech Centre,  
8 On Ping Street, Shatin, N.T., Hong Kong  
Phone: +852-2648-8683  
Fax: +852-2648-5237

**Macau Service Centre**

Em Macau, Rua Do Volong N°11,  
Rês-Do-Chão A  
Phone: +853-2835-4587  
Fax: +853-2835-4135  
www.makita.com.hk

**Makita (Taiwan) Ltd.****Head office**

No.798, Sec. 2, Wenhua 3rd Rd.,  
Linkou Dist., New Taipei City 24459,  
Taiwan  
Phone: +886-(0)2-8601-9898  
Fax: +886-(0)2-8601-2266  
www.makita.com.tw

**Taichung sales branch**

No. 839, Section 3, Zhongqing Rd, Daya  
Dist, Taichung City, 428, Taiwan  
Phone: +886-(0)4-2392-1650  
Fax: +886-(0)4-2392-1653

**Kaohsiung sales branch**

No.105, Yucheng Rd., Sanmin Dist.,  
Kaohsiung City 807, Taiwan  
Phone: +886-(0)7-343-0292~4  
Fax: +886-(0)7-341-3602

**Yilan factory service center**

No. 237, Section 3, Chuanyi Rd, Luodong  
Township, Yilan County, 265, Taiwan  
Phone: +886-(0)3-956-7801  
Fax: +886-(0)3-956-7877

**Hualien factory service center**

No.247, Sec.2, Zhongyang Rd.,  
Ji'an Township, Hualien County 973,  
Taiwan  
Phone: +886-(0)3-852-8901  
Fax: +886-(0)3-852-8515

**Yunlin factory service center**

No.197, Guangfu Rd.,  
Huwei Township, Yunlin County 632,  
Taiwan  
Phone: +886-(0)5-632-8200  
Fax: +886-(0)5-632-8190

**Tainan factory service center**

No. 182, Minzhi Rd, Xinying District,  
Tainan City 730, Taiwan  
Phone: +886-(0)6-656-5651  
Fax: +886-(0)6-656-7800

**Pingtung factory service center**

No.12&16, Ruimin Rd.,  
Pingtung City 900, Taiwan  
Phone: +886-(0)8-722-0001  
Fax: +886-(0)8-722-0733

**Taitung factory service center**

No. 51, Section 2, Zhongxing Rd, Taitung  
City, Taitung County 950, Taiwan  
Phone: +886-(0)89-232-301  
Fax: +886-(0)89-232-322

**SINGAPORE****Makita Singapore Pte. Ltd.****Head Office**

7, Changi South Street 3, Singapore 486348  
Phone: +65-6546-8700  
Fax: +65-6546-8711  
www.makita.com.sg

**Myanmar Service Center**

No. D36/2, Lan Thit Road, Nant Thar Ghone  
District, Insein Township, Yangon  
Phone: +95-(0)9-76232-6433  
+95-(0)9-76911-5388

**Cambodia Service Center**

No.432, St.271,  
Sangkat Tumnap Teuk,  
Khan Chamkarmon, Phnom Penh  
Phone: +855-(0)23-994-071  
+855-(0)78-994-071/2  
<https://www.makita.com.kh/>

**INDIA****Makita Power Tools India Pvt. Ltd.****Head Office**

Unit 2, Sy. No. 93/3 & 93/4,  
Koralur Village, Kasaba Hobli,  
Hoskote Taluk, Bangalore – 560067,  
India.  
Phone: +91-(0)80-2205-8200  
Fax: +91-(0)80-2854-9007  
www.makita.in

**Delhi Branch**

Khasra No. 1035, Village Mundka, Near  
Ganpati Dharam Kanta, Delhi – 110041,  
India  
Phone: 011-28341102

**Chennai Branch**

No.30, Koyambedu,  
Chennai – 600107, India.  
Phone: +91-(0)44-2479-2522  
Fax: +91-(0)44-2479-2533

**Kolkata Branch**

P-46, Hide Road Extension,  
Kolkata – 700088,  
West Bengal, India.  
Phone: +91-(0)33-2439-1030 / 1060

**Bangalore Service Centre**

Sowbhagya M Gopi Nilaya No. 66,  
Mission Road, 2nd Main, Sudhamanagar,  
Bangalore – 560027, India.  
Phone: +91-80-2222-8200

**Cochin Branch**

Door No. XVI/443A, Jubilee Road, Kerala  
– 682040, India  
Phone: +91-8590432003

**Mumbai Service Centre**

Shop No. 11, Ground Floor, Satellite  
Silver, Opp. Star Plus, Marol Naka,  
Andheri-Kurla Road, Andheri (E),  
Mumbai – 400059, India.  
Phone: +91(0)22-4974-4092

**Ahmedabad Service Centre**

Aniket Estate, Near Sawan Hotel, Near  
Sarkhej – Sanand Chokdi, S. G. Highway,  
Ahmedabad – 382210, India.  
Phone: +91-6358737996

**Hyderabad Service Centre**

3-3-10, Kings Way, Rashtra Pathi Road,  
Secunderabad – 500003, India.  
Phone: +91(0)040-4003-8000

**Peenya Service Centre**

No. 36/B, F1, 2nd Phase, 1st Main Road,  
KIADB, NTTFCircle, Peenya Industrial  
Area, Bangalore - 560058  
Phone: +91-9606980302

**Chawari Bazar Service Centre**

Shop No. 4782, Bazar Ajmeri Gate, Hauz  
Qazi, Delhi - 110006  
Phone: - 011-49145416

**Pune Service Centre**

Shop No. 104, First Floor, Plot No.  
PAP/J/121/122. J Block, MIDC Bhoasari,  
Pimpri Chinch Wad, Pune - 411026  
Phone: 020-46300061

**Rudrapur Service Centre**

MIG-48, Ground Floor, Ward No. 19, New  
Ward no. 38, Near Siddhu Palace, Awas  
Vikas, Rudrapur, Uttarakhand - 263153  
Phone: +91 7042597756

**Trichy Service Centre**

NO.415, No.S1/17A, EGA PLAZA, Trichy  
Tanjore Main Road, Thuvakudi, Tiruchy -  
620015  
Phone: +91 9600291989

**Jamshedpur Service Centre**

Shop no. 24, Shivanranjani Complex, Plot  
no. ST-8, Mouzadindli, Adityapur,  
P.S.Adityapur Ward no. 5, Saraikel (D),  
Kharswan, Jharkhand State  
Phone: +91 9830137136

**Indore Service Centre**

Unit No. B-34, Block No. B-18, Access B,  
New Siyaganj, Poddar Plaza, HTL, Unit 2,  
VIP Route No.1, Kachhi Mohalla, Indore  
Phone: 0731-3593608

**Vadodara Service Centre**

Shop No. 3, Lakod Complex, GIDC,  
Makarapura, Vadodara, Gujarat  
Phone: Mob. +91 88665 53756

**VIETNAM****Makita Vietnam Co. Ltd.****Head office**

Unit 4-5-6, Block 16 L1-L2, Street 3,  
VSP II Industrial Park, Hoa Phu Ward,  
Thu Dau Mot City, Binh Duong Province,  
Vietnam.  
Phone: +84-274-362-8338  
Fax: +84-274-362-8339  
www.makita.com.vn

**North Branch**

Unit 05, No.01, Street 6, VSP Bac Ninh  
Integrated Township and Industrial  
Park, Phu Chan Ward, Tu Son Town, Bac  
Ninh Province, Vietnam  
Phone: +84-222-376-5942  
Fax: +84-222-376-5941

**Da Nang Service Centre**

102 Trieu Nu Vuong Street, Hai Chau 1  
Ward, Hai Chau District, Da Nang City,  
Vietnam.  
Phone: +84-236-352-5079  
Fax: +84-236-352-5479

**Can Tho Service Center**

366 Vo Van Kiet Street, 5 Zone, An Thoi  
Ward, Binh Thuy District, Can Tho City,  
Vietnam.  
Phone: +84-292-389-4358  
Fax: +84-292-389-4359

**Buon Ma Thuot Service Center**

68 Le Duc Tho, Thang Loi Ward, Buon Ma  
Thuot City, Dak Lak Province, Vietnam  
Phone: +84-262-355-4556  
Fax: +84-262-355-4557

**Hai Phong Service Center**

No. 01 Lot OH-01, Huy Hoang Riverside  
project, Thuong Ly Ward, Hong Bang  
District, Hai Phong City, Viet Nam  
Phone: +84-225-883-1429/1529

## ASIA

### **Nha Trang Service Center**

1053 Hai Thang Tu Street, Van Thanh Ward, Nha Trang City, Khanh Hoa Province, Viet Nam  
Phone: +84-258-382-3338

### **Ho Chi Minh Service Center**

12 Trinh Van Can, Cau Ong Lanh Ward, 1 District, Ho Chi Minh City, Viet Nam  
Phone: +84-283-821-5191

### **Ha Noi Service Center**

Group 15 and No. 4, Alley 63, Truong Chinh Street, Phuong Liet Ward, Thanh Xuan District, Hanoi City, Viet Nam  
Phone: +84-243-202-2585

## THAILAND

### **Makita Manufacturing (Thailand) Co., Ltd.**

219/1 Moo 6, Tambol Bowin, Amphur Sriracha, Chonburi, 20230  
Phone: +66-3300-4750  
Fax: +66-3300-4747

## MALAYSIA

### **Makita Power Tools (Malaysia) Sdn. Bhd.**

#### **Head Office**

Lot 824, Jalan Subang 5, Subang Industrial Area, 47500 Subang Jaya, Selangor, Malaysia  
Phone: +60-(0)3-8023-0824  
Fax: +60-(0)3-8022-1448

### **Johor(Johor Bahru) Service Center**

No. 12 & 14, Jalan Rosmerah 2/9, Taman Johor Jaya, 81100 Johor Bahru, Johor  
Phone: +60-(0)7-364-9406  
Fax: +60-(0)7-364-9407

### **Sarawak(Kuching) Service Center**

Lot 1227, Lorong Demak Indah 2A, Demak Laut Industrial Area, Phase 2A, 93050 Kuching Sarawak, Malaysia.  
Phone: +60-(0)82-496-800  
Fax: +60(0)82-496-900

### **Sabah(Kota Kinabalu) Service Center**

Lot 19, Jalan Buah Duku, Kolombong Light Industrial Estate, Off Kolombong, Kolombong Zone 1, 88450 Inanam, Kota Kinabalu, Sabah  
Phone: +60-(0)88-388-278  
Fax: +60-(0)88-388 279

## AMERICAS

## UNITED STATES

### **Makita U.S.A. Inc.**

**Corporate office**  
14930 Northam Street, La Mirada, CA 90638-5753, USA  
Phone: +1-714-522-8088  
Fax: +1-714-522-8133  
www.makitatools.com

### **Western regional (Los Angeles) office**

14930 Northam Street, La Mirada, CA 90638-5753  
Phone: +1-714-522-8088  
Fax: +1-714-297-1544

### **(Western) office**

10200 Military Rd, Reno, NV, 89506  
Phone: +1-775-437-9362

### **Central regional (Chicago) office**

1450 Feehanville Drive, Mount Prospect, IL 60056-6011  
Phone: +1-847-297-3100  
Fax: +1-847-297-1544

### **Eastern regional (Atlanta) office**

4200 Falcon Parkway Flowerly Branch, GA 30542  
Phone: +1-770-476-8911  
Fax: 866-521-3541 Free Dial USA only

### **Southern regional (Dallas) office**

910 E. Pleasant Run Road, Wilmer, TX 75172  
Phone: +1-972-441-8099  
Fax: +1-855-231-0468

### **Factory service centers**

Atlanta, Boston, Chicago, Dallas, Denver, Florida, Houston, Las Vegas, Los Angeles, New Jersey, Portland, San Francisco, Reno

### **Makita Corporation of America**

2650 Buford Highway, Buford, GA 30518-6045  
Phone: +1-770-932-2901  
Fax: +1-770-932-2905

### **Makita Latin America Inc.**

**Head office**  
10801 NW 97th Street #13 Medley, FL USA 33178  
Phone: +1-305-882-0522  
Fax: +1-305-882-0484  
www.makitalatinamerica.com

### **Panama Branch**

Local Comercial No.4, Albrook Office Center, calle Diego Dominguez, Albrook, Panama City, Panama  
Phone: +507-315-0305  
Fax: +507-315-0651

## CANADA

### **Makita Canada Inc.**

#### **Head office**

1950 Forbes Street, Whitby, ON L1N 7B7  
Phone: +1-905-571-2200  
Fax: +1-905-433-4779  
www.makita.ca

### **Western regional office**

11771 Hammersmith Way, Richmond, BC V7A 5H6  
Phone: +1-604-272-3104  
Fax: +1-604-272-5416

### **Factory service centers**

Burnaby(Vancouver), Calgary, Dartmouth(Halifax), Edmonton, Les Saules(Quebec City), London, Mississauga(Toronto), Nepean(Ottawa), Richmond(Vancouver), Saskatoon, St. Leonard(Montreal), Whitby, Winnipeg

## MEXICO

### **Makita México, S.A. de C.V.**

#### **Head office**

Camino Viejo A San Lorenzo Tepaltitlan (Jose Marti) No.227 Col. Tlacopa, Toluca, Estado De Mexico, C.P. 50010  
Phone: +52-722-385-8800 / 237-3293  
www.makita.com.mx

### **Mexico city factory service center**

Norte 35 #780-C Col. Industrial Vallejo, Del. Azcapotzalco Mexico, D.F. Mexico C.P. 02300  
Phone: +52-55-5567-3387 / 5368-2937

### **Guadalajara factory service center**

AV.Sierra Mazamitla #5864 Col.Pinar De La Calma Zapopan, Jalisco C.P. 45080  
Phone: +52-33-3632-8032 / 3632-8057

### **Monterrey factory service center**

Avenida Pablo Livas #4207 Colonia Guadalupe victoria, Municipio Guadalupe nuevo León, C.P.67180  
Phone: +52-81-8372-4205 / 8372-4193

## BRAZIL

### **Makita do Brasil Ferramentas Elétricas Ltda.**

#### **Head office & plant**

Rodovia BR 376, Km 506,1 - (pista norte) Bairro Colônia Dona Luiza, CEP 84043-450 - Ponta Grossa, PR  
Phone: +55-(0)42-3302-2100  
Fax: +55-(0)42-3302-2120  
www.makita.com.br

### **São Paulo sales office (MBR)**

Rua Makita Brasil, 200 -Bairro Cooperativa - São Bernardo do Campo - SP CEP 09852-080  
Phone: +55-(0)11-4392-2411 / 2199-2500  
Fax: +55-(0)11-4392-2471

### **Bahia sales branch**

Rua Itagi, 491 - Bairro Pitangueiras - Lauro de Freitas, BA CEP: 42701-370  
Phone: +55-(0)71-3252-0154

### **Critiba service center**

Rua Comendador Roseira, 499 Bairro Prado Velho, Curitiba, PR CEP 80215-210  
Phone: +55-(0)41-3333-8070

### **São Paulo service center**

Rua Luis Gois, 111 Bairro Mirandópolis, São Paulo, SP CEP 04043-250  
Phone: +55-(0)11-5594-3900

### **Rio de Janeiro service center**

Av. Das Américas, 2250 - Loja J/K - Barra da Tijuca - Rio de Janeiro, RJ CEP:22640-101  
Phone: +55-(0)21-3151-7933

### **Recife service center**

Av. Marechal Mascarenhas de Moraes, 630, Bairro Imbiribeira, Recife, PE CEP 51170-000  
Phone: +55-(0)81-3428-0210

### **Belo Horizonte service center**

Rua Juiz de Fora, 95 - Bairro Barro Preto, Belo Horizonte, MG CEP 30180-060  
Phone: +55-(0)31-2531-2017

### **Pará Sales Branch**

Rodovia BR 316, Km 04 Loja 04-Bairro Águas Lindas,Ananindeua / PA CEP 67020-000  
Phone: +55-(0)91-3237-7186

### **Porto Alegre service center**

Av. Sertorio , 5539 - JD. Lindoia - Porto Alegre - RS CEP: 91050-371  
Phone: +55-(0)51-3344-1464

### **Guaxupé service center**

Av. Paulo Ribeiro do Valê, 1539 - Japy, Guaxupe - MG, CEP 37800-000  
Phone: +55-(0)35-3551-2825

## ARGENTINA

### **Makita Herramientas Eléctricas de Argentina S.A.**

LISANDRO DE LA TORRE 1246, PARQUE INDUSTRIAL PILARICA, FATIMA, PILAR PROVINCIA DE BUENOS AIRES, CP1629  
Phone: +54 (230)444-1100  
Fax: +54 (230)444-1105  
www.makita.com.ar

## CHILE

### **Makita Chile Comercial Ltda.**

#### **Head Office**

AV.EL PARQUE 1307,PARQUE 5,MODULO 12, SECTOR ENEA PONIENTE PUDAHUEL, SANTIAGO,CHILE CP9031244  
Phone: +56-2-2540-0400  
www.makita.cl

### **Temuco factory service center**

Av. Pedro de Valdivia #0524 , Local 13 y 14, Temuco  
Phone: +56-2-2540-0460

### **Antofagasta factory service center**

Pedro Aguirre Cerda 6259, local 3, Antofagasta  
Phone: +56-2-2540-0470

## PERU

### **Makita Peru S.A.**

Panamericana Sur - Km. 29, Distrito de Lurin, Provincia de Lima Centro de Operaciones "MEGACENTRO LURIN" Locales B1, B23, B24  
Phone: +51-(1)-713-1212  
www.makita.pe

### **Bolivia Branch**

Av. Japón Nro. 3340 (3er. Anillo externo) entre Av. Alemana y Mutualista  
Phone: +59-(1)-3347-1147

## COLOMBIA

### **MAKITA COLOMBIA S.A.S**

#### **Head Office**

Bodega 3 Lote 123, Centro Empresarial Celta Trade Park, Kilometro 7 Autopista Bogotá-Medellín Funza, Cundinamarca, Colombia  
Phone: +57-601-742-9245  
www.makita.com.co

### **Paloquemao factory service center**

Carrera 22#18-63, Bogota, Cundinamarca, Colombia  
Phone: +57-601-742-9245 EXT.532

# EUROPE

## UNITED KINGDOM

### Makita (U.K.) Ltd.

#### Head office

Michigan Drive, Tongwell, Milton Keynes, Bucks MK15 8JD  
Phone: +44-(0)1908-211678  
Fax: +44-(0)1908-211400  
www.makita.uk.com

#### Wigan Warehouse

Challenge Way, Martland Park, Wigan, WN5 0LD

#### Scotland factory service center

Unit 4A, Albion Trading Estate, 750 South Street, Glasgow, G14 0SY  
Phone: +44-(0)141-9545861

#### London factory service center

V5 Vector Park, Forest Road, Feltham, Middlesex, TW13 7EJ  
Phone: +44-(0)20-88900586

### Makita Manufacturing Europe Ltd.

Hortonwood 7, Telford, Shropshire TF1 7YX  
Phone: +44-(0)1952-677688  
Fax: +44-(0)1952-677678

## FRANCE

### Makita France SAS

#### Head office

37, avenue Graham Bell, ZAC Léonard de Vinci, Bussy Saint-Georges, 77607 Marne-la-Vallée Cedex 3  
Phone: +33-(0)1-6094-6400  
Fax: +33-(0)1-6094-6380  
www.makita.fr

#### Nantes office

Le Pan Loup, 44220 Couérou  
Phone: +33-(0)2-5177-8977  
Fax: +33-(0)2-4063-8376

#### Bordeaux office

137, Rue de la Croix-de-Monjous, 33170 Gradignan  
Phone: +33-(0)5-5796-5270  
Fax: +33-(0)5-5796-5275

#### Nord office

Village d'Entreprises, 51, Rue Trémière, 59650 Villeneuve d'Ascq  
Phone: +33-(0)3-2059-7020  
Fax: +33-(0)3-2047-2220

#### Dijon office

5, Rue Edmond Voisenet, 21000 Dijon  
Phone: +33-(0)3-8054-0880  
Fax: +33-(0)3-8054-0881

#### Lyon office

29 rue Antoine Condorcet, 38090 Villefontaine  
Phone: +33-(0)7-8563-8049  
Fax: +33-(0)1-60-94-63-86

#### Toulouse office

15, Rue de Boudeville, Z.I. de Thibaud, 31104 Toulouse  
Phone: +33-(0)5-6143-2200  
Fax: +33-(0)5-6143-2201

## SPAIN

### Makita, S.A.

#### Head office

C/ Juan de la Cierva, 7-15, 28823 Coslada (Madrid)  
Phone: +34-91-671-1262  
Fax: +34-91-671-8293  
www.makita.es

#### Barcelona Office

Sector ind. La Post c/ Barcelona 3-5 08850 Gavà(Barcelona)  
Phone: +34-935-669-124

## PORTUGAL

### Makita - Ferramentas Electricas, Sociedade Unipessoal, Lda.

#### portugal sales division

Centro empresarial de Alverca, Vale das Ervas, Armazém C2 2615-187 Alverca do Ribatejo  
Phone: +351-219-936-750  
Fax: +351-219-574-982  
www.makita.pt

## ITALY

### Makita S.p.A.

Via Don Luigi Sturzo 56/58, Arluno, 20004, Milano, Italy  
Phone: +39-0331-524111  
Fax: +39-0331-420285  
www.makita.itz

## GREECE

### Makita Hellas S.A.

Tatoiou 34, Acharnes, ATTIKI PC13677  
Phone: +30-210-8071241  
Fax: +30-210-8072245  
www.makita.gr

## FINLAND

### Makita Oy

Tellimäki 4 FIN-01530 Vantaa, Finland  
Phone: +358-(0)9-857-880  
Fax: +358-(0)9-857-88211  
www.makita.fi

#### FSC

Krouvintie 5 90400 Oulu, Finland  
Phone: +358 (0)8 -237-48930

## ESTONIA

### Makita Oy Estonian Branch

#### Estonian office

Piirimäe 13, 76406 Saku vald, Harjumaa maakond  
Phone: +372-6-510-380  
Fax: +372-6-510-399  
www.makita.ee

## LATVIAN

### Makita OY Latvian Branch

#### Latvian factory service center

Vienības gatve 153/1, Mārupes Mārupes nov., LV-2167, LATVIA  
Phone: +371 67969563  
Fax: +371 6796 9564  
www.makita.lv

## LITHUANIAN

### Makita OY Lithuanian Branch

#### Lithuanian factory service center

L. Zamenhofo Str. 3, Vilnius, LT-06332, LITHUANIA  
Phone: +370 5 236 0400  
Fax: +370 5 236 0407  
www.makita.lt

## SWEDEN

### Makita Sweden

Bergkällavägen 36A 192 79 SOLLENTUNA SWEDEN  
Phone: +46-8-505-819-00  
Fax: +46-8-505-819-69  
www.makita.se

## NORWAY

### Makita Norway

Løxaveien 15 1351 Rud Norway  
Phone: +47-67 17 69 00  
Fax: +47 67 17 69 01  
www.makita.no

## THE NETHERLANDS

### Makita Nederland B.V.

#### Head office

Park Forum 1101 5657HK Eindhoven  
Phone: +31-(0)40-206-4040  
Fax: +31-(0)40-206-4096  
www.makita.nl

#### Utrecht Service Center

Straat van Gibraltar 6, 3446CM Woerden  
Phone: +31-(0)40-206-4040  
Fax: +31-(0)40-206-4096

## BELGIUM

### S.A. Makita N.V.

Jan-Baptist Vinkstraat 2 3070 Kortenberg  
Phone: +32-(0)2-257-1840  
Fax: +32-(0)2-253-0101  
www.makita.be

#### Antwerp

Makita FSC Boom Industrieweg 1C 2850 Boom  
Phone: +32-(0)2-257-1840

#### Charleroi Service Center

Avenue de Heppignies 6 6220 Fleurus

## GERMANY

### Makita Werkzeug GmbH

#### Head office

Makita Platz 1, 40885 Ratingen  
Phone: +49 (0)2102 1004-0  
Fax: +49 (0) 2102 1004-128  
www.makita.de www.dolmar.de/

#### Makita Service Center Hamburg

Jenfelder Strasse 51, 22045 Hamburg  
Phone: +49 (0) 2102 1004-456  
Fax: +49 (0) 2102 1004-493

#### Makita Service Center Berlin

Gartenfelder Strasse 29 – 37 Gebäude 44, 13599 Berlin  
Phone: +49 (0)30 339 756 50

#### Makita Service Center Lehrte

Everner Strasse 30, 31275 Lehrte  
Phone: +49 (0)5132 5042153  
Fax: +49 (0)2102 1004475  
www.makita.de

#### Makita Logistics Center South Germany

Baumschulenstrasse 1B, 93083 Obertraubling  
Phone: +49 (0)2102 1004-410  
www.makita.de

#### Makita Engineering Germany GmbH

Jenfelder Strasse 38, 22045 Hamburg  
Phone: +49-(0)40-66986-0  
Fax: +49-(0)40-66986-352  
www.makita-engineering.de

## DENMARK

### Makita Elværktøj Danmark

#### Denmark office

Erhvervsbyvej 14, 8700 Horsens  
Phone: +45-76-254400  
Fax: +45-76-254401  
www.makita.dk

## SWITZERLAND

### Makita SA

Chemin du Vuasset 7 CH-1028 Preverenges  
Phone: +41-(0)21-811-5656  
Fax: +41-(0)21-811-5678  
www.makita.ch

#### Espace Mittelland Training Service Center

Lerchenweg 14 CH-4538 Oberbipp  
Phone: +41-(0)32 631 01 76  
Fax: +41-(0)32 631 01 79

## AUSTRIA

### Makita Werkzeug Gesellschaft m.b.H.

Airportstraße 4, A-2401 Fischamend  
Phone: +43-(0)2232-77700-0  
Fax: +43-(0)2232-77700-13  
www.makita.at

## SLOVENIA

### MAKITA.d.o.o.

Brnčičeva 17, SI-1231 Ljubljana-Črnuče, Slovenia  
Phone: +386(0) 590 83 600  
Fax: +386(0) 590 83 601  
www.makita-see.com

## CROATIA

### Croatia factory service center

Kreše Golika 3A, HR- 10000 Zagreb  
Phone: +385 1 2078 252  
www.makita-see.com

## UKRAINE

### Makita Ukraine LLC

61 Oleha Onikiyenko Str., Brovary, Kyiv region 07400, Ukraine  
Phone: +38 (044) 494-23-70  
+38 (044) 494-23-71  
Fax: +38 (044) 494-23-73  
www.makita.ua

#### Dnipro FSC

5 Kursanta Korobogata Str., Dnipro, Dnipropetrovsk region 49124, Ukraine  
Phone: +380 (44) 492-27-73

## POLAND

### Makita Sp. z o.o.

#### Head office

ul. Bestwińska 103 43-346 Bielsko - Biała  
Phone: +48-(0)33-484-0200  
Fax: +48-(0)33-818-4059  
www.makita.pl

#### Warsaw branch

Moszna-Parcela 29 05-840 Brwinów  
Phone: +48-(0)22-177-7300

## CZECH REPUBLIC

### Makita, spol. s r.o.

Kaštanová 555/125d 620 00 Brno  
Phone: +42-(0)5-432-16944  
Fax: +42-(0)5-432-16946  
www.makita.cz

#### Prague Service Center

K Bílému Vrchu 3040/16, 193 00 Prague 9  
Phone: +42-(0)2-991-40585

## SLOVAKIA

### Makita s.r.o.

Priemyselná 26 974 01 Banská Bystrica  
Phone: +421-(0)48-4161-772  
Fax: +421-(0)48-4161-769  
www.makita.sk

## HUNGARY

### Makita Elektromos Kisgépértékesítő Kft.

8000 Székesfehérvár, Kukorica utca 7.  
Phone: +36-22-507-472  
Fax: +36-22-507-484  
www.makita.hu

## MIDDLE EAST/ AFRICA

### ROMANIA

#### Makita Romania S.R.L.

Str. I.C. Bratianu nr. 164 Depozit Faza 3  
077030 Comuna Branesti jud. Ilfov  
Romania  
Phone: +40 21 569 80 61  
+40 21 569 80 62  
Fax: +40 21 569 80 59  
www.makita.ro

#### Cluj-Napoca Factory Service Center

Str. Bld. Muncii, Nr. 68, 400641  
Cluj, Romania  
Phone: +40 21 569 80 61

#### Iasi Factory Service Center

Boulevard Poitiers No. 2, 700671  
Iasi, Romania  
Phone: +40 21 569 80 61

#### SC Makita EU SRL

Str. I.C. Bratianu, nr. 164, Comuna Branesti,  
jud. ILFOV, ROMANIA 077030  
Phone: +40-21-310-7675  
Fax: +40-21- 200-0219

### BULGARIA

#### Makita Bulgaria EOOD

Okolovrasten Pat (circle road), No.373,  
Sofia 1186, Bulgaria  
Phone: +359-2-921-0551  
Fax: +359-2-921-0550  
www.makita.bg

### RUSSIA

#### Makita LLC

Krasno proletarskaya street, 4, 1F  
Entrance 3, Moscow 127006  
Phone: +7 (495) 109-88-66

#### MAKITA LLC, Vladivostok branch

83, 1st RABOCHAYA str. ARTEM 692770,  
RUSSIA  
Phone: +7(423)202-65-23

#### MAKITA LLC, Novosibirsk branch

15, Dargomyzhskogo str., Novosibirsk,  
Russia, 630047  
Phone: +7 (383) 209 18 19  
Fax: +7 (383) 209 18 19

#### MAKITA LLC, St.Petersburg branch

Shpalernaya street 54, letter B, premise  
25-H, Saint Petersburg, Russia, 191015  
Phone: +7 (812) 244-47-84

#### MAKITA LLC, Samara Branch

3 Mirnaya str., Samara, Russia, 443035  
Phone: +7 (846) 202 90 50  
+7 (846) 202 42 83

#### MAKITA LLC, Krasnodar branch

32/2, Turgenevskoe, Takhtamukaisky  
district, Adygea Republic, Russia, 385132  
Phone: +7 (861) 238 24 97

#### MAKITA LLC, Yekaterinburg Branch

5, pereulok Avtomatiki, Yekaterinburg,  
Russia, 620049  
Phone: +7 (343) 286 00 09

### BELARUS

#### MAKITA LLC, Belarus Branch

33, Briketa str., Minsk, Republic of  
Belarus, 220063  
Phone: + 375 (17) 516 11 11  
www.makita.by

### GEORGIA

#### LTD «Makita Georgia»

64, D. Guramishvili avenue, 0141, Tbilisi,  
Georgia  
Phone: +995 032 243 06 43

### KAZAKHSTAN

#### Makita Kazakhstan LLP

Kommunalnaya 39, 050016, Almaty,  
Kazakhstan  
Phone: +7 727 233 0827  
Fax: +7 727 382 7921

### UNITED ARAB EMIRATES

#### Makita Gulf FZE

P.O. Box 17133,  
Jebel Ali Free Zone, Dubai, UAE  
Phone: +971-(0)4-8860-804  
Fax: +971-(0)4-8860-805  
www.makita.ae

### TANZANIA

#### MAKITA AFRICA LIMITED

P.O. Box 20998, 2nd Floor, Staywell Office  
Building, Haile Selassie Road, Masaki,  
Msasani Peninsula, Dar es Salaam,  
Tanzania  
Phone: +255 22 2602870

### MOROCCO

#### MAKITA MOROCCO SARLAW

Rte Zenata Lot Marhaba Show Room N5  
Espace Commercial Asteria Amal 5 A S,  
20250 Casablanca, Morocco  
Phone: +212 522 344808  
Fax: + 212 522 355696

## OCEANIA

### AUSTRALIA

#### Makita (Australia) Pty. Ltd.

##### Head office

2 Litton Close Pemulwuy, NSW. 2145  
Phone: +61 1300 361 690  
Fax: +61 1300 361 770  
www.makita.com.au

##### Hobart office

32a Chapel Street Glenorchy, TAS 7010  
Phone: +61 1300 361 690  
Fax: +61 1300 361 770

##### Perth office

374A Kenwick Rd Maddington WA 6109  
Phone: +61 1300 361 690  
Fax: +61 1300 361 770

##### Factory Service Center

Sydney, Melbourne, Brisbane, Perth,  
Hobart, Townsville

### NEW ZEALAND

#### Makita (New Zealand) Ltd.

##### Head office

46 Westpoint Drive, Hobsonville,  
Auckland 0618  
Phone: +64-(0)9-479-8251  
Fax: +64-(0)9-479-8259  
www.makita.co.nz

##### Christchurch Office

Unit 10, 11, 8 Islington Ave, Christchurch  
,8042  
Phone: +64-(0)3-930-0500

##### Factory Service Center

Auckland, Christchurch, Wellington

# Product Catalogue



**Makita Corporation**  
3-11-8 Sumiyoshi-cho, Anjo, Aichi 446-8502 Japan  
[www.makita.com](http://www.makita.com)



**XGT LXI CXI**  
RoHS REACH



**MAKITA**  
official channel