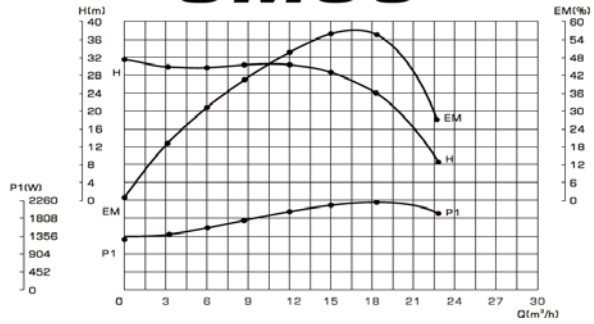


"CM"



**CM30**

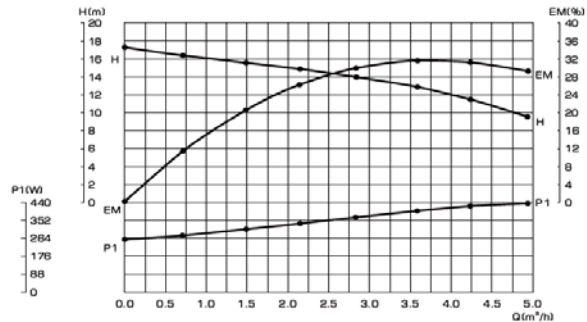


Model	DNA	DNM	Motor				Flow rate l/min.	Head m.	Head Max. m.	ราคา
			R.P.M	V / Hz	KW	HP				
CM 30	2"	2"	2850	220 / 50	2.2	3	57 - 340	29 - 5	29	7,760

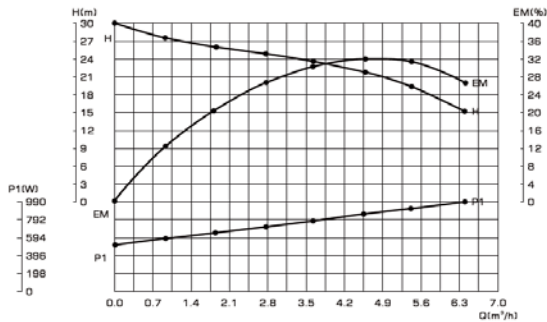
"CPM"



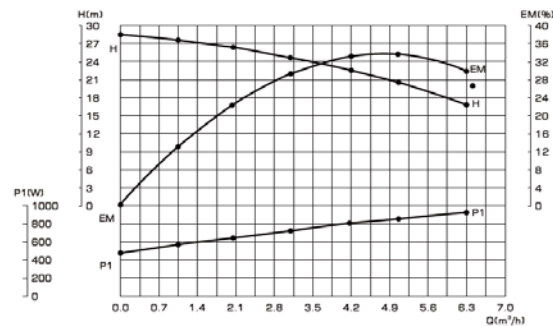
**CPM128**



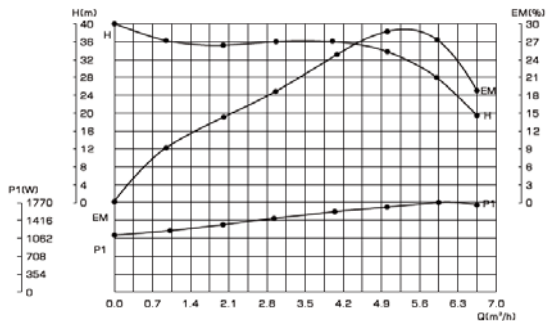
**CPM158**



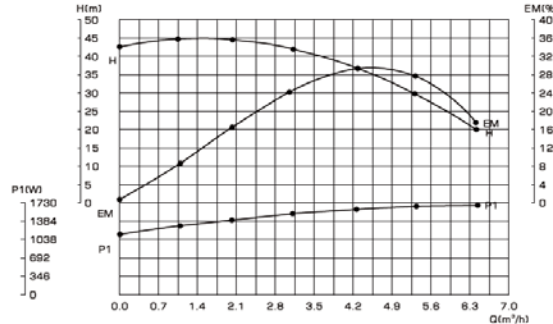
**CPM158-A**



**CPM180**




**CPM200**

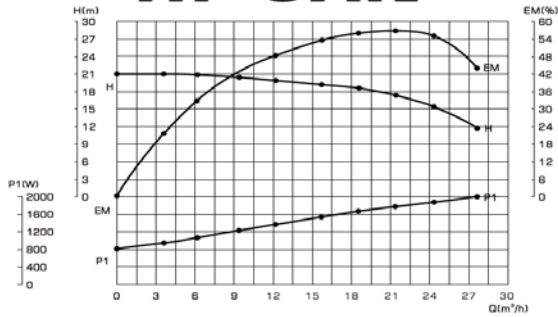


Model	DNA	DNM	Motor				Flow rate l/min.	Head m.	Head Max. m.	ราคา
			R.P.M	V / Hz	KW	HP				
CPM 128	1"	1"	2850	220 / 50	0.37	0.5	12 - 82	16 - 9	17	2,450
CPM 158	1"	1"	2850	220 / 50	0.75	1	15 - 106	28 - 16	29	3,510
CPM 158-A	1"	1"	2850	380 / 50	0.75	1	17 - 104	26 - 16	29	3,740
CPM 180	1"	1"	2850	220 / 50	1.1	1.5	17 - 111	37 - 17	39	5,810
CPM 200	1"	1"	2850	220 / 50	1.5	2	18 - 107	43 - 14	45	6,410

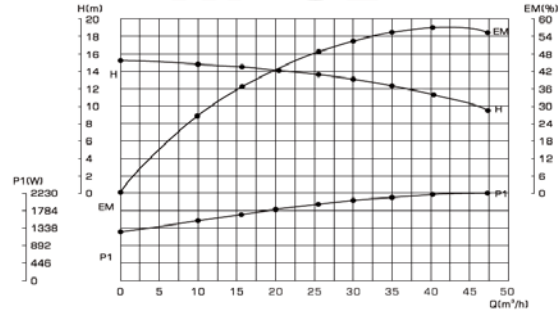
"HF"



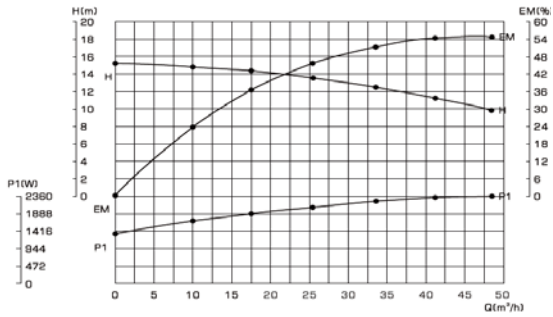
**HF-5AN**



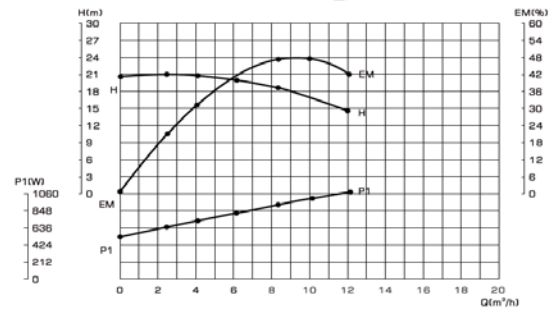
**HF-6B**



**HF-7C**



**HF-EGA**

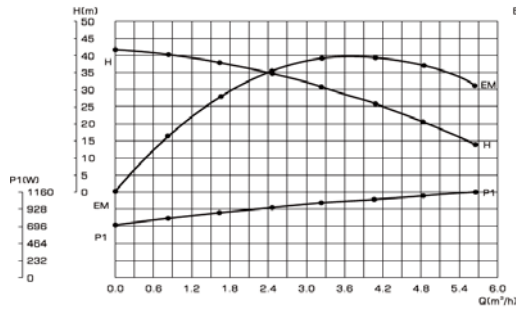


Model	DNA	DNM	Motor				Flow rate l/min.	Head m.	Head Max. m.	ราคา
			R.P.M	V / Hz	KW	HP				
HF EGA	1.1/2"	1.1/2"	2850	220 / 50	0.75	1	39 - 202	20 - 12	21	3,640
HF 5AN	2"	2"	2850	220 / 50	1.5	2	40 - 500	21 - 4	21	5,650
HF 6B	3"	3"	2850	220 / 50	2.2	3	165 - 804	14 - 9	15	7,450
HF 7C	4"	4"	2850	220 / 50	2.2	3	165 - 872	14 - 9	15	8,500

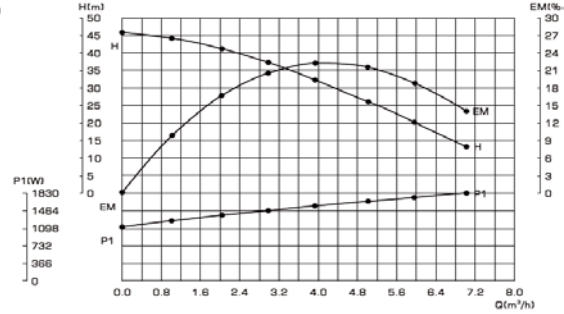
"SCM"



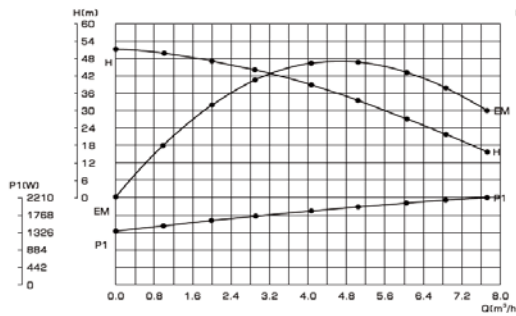
**SCM2-45**



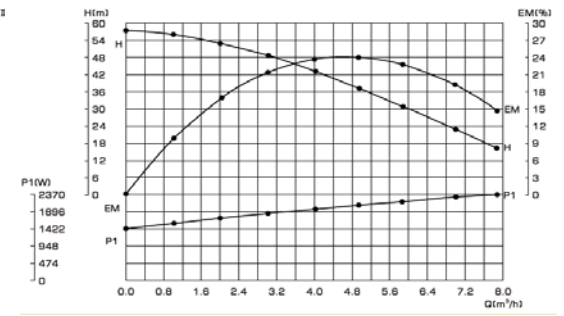
**SCM2-52**



**SCM2-55**



**SCM2-65**

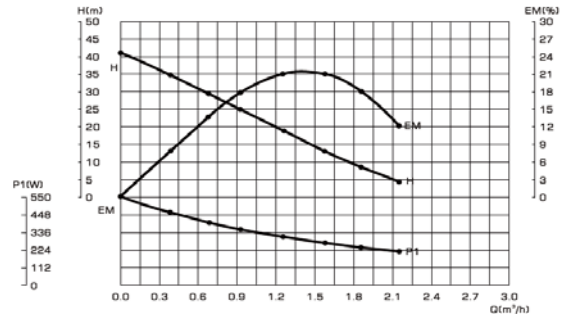


Model	DNA	DNM	Motor				Flow rate l/min.	Head m.	Head Max. m.	ราคา
			V / Hz	KW	HP	R.P.M				
SCM2-45	1.1/4"	1"	220 / 50	0.75	1	2850	14 - 94	39 - 14	41	4,200
SCM2-52	1.1/4"	1"	220 / 50	1.1	1.5	2850	17 - 116	43 - 13	45	6,450
SCM2-55	1.1/4"	1"	220 / 50	1.5	2	2850	17 - 129	48 - 15	51	7,200
SCM2-65	1.1/2"	1.1/4"	220 / 50	2.2	3	2850	17 - 131	55 - 16	57	8,130

"QB"



**QB60**



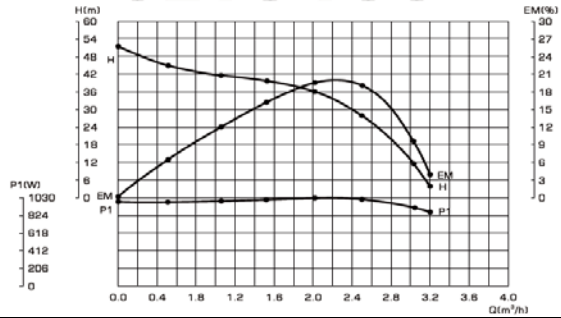
Model	DNA	DNM	Motor				Flow rate l/min.	Head m.	Head Max. m.	ราคา
			R.P.M	V / Hz	KW	HP				
QB60	1"	1"	2850	220 / 50	0.37	0.5	6 - 36	34 - 4	40	1,680

Self-priming Jet Pump

"JETS"



**JETS100**



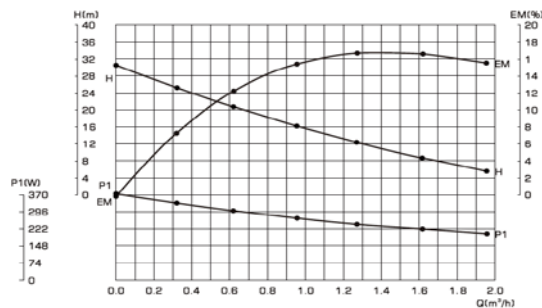
Model	DNA	DNM	Motor				Flow rate l/min.	Head m.	Head Max. m.	ราคา
			R.P.M	V / Hz	KW	HP				
JETS100	1"	1"	2850	220 / 50	0.75	1	9 - 53	45 - 5	51	4,220

Self suction Pump

"AUTOPS130"



**AUTOPS130**

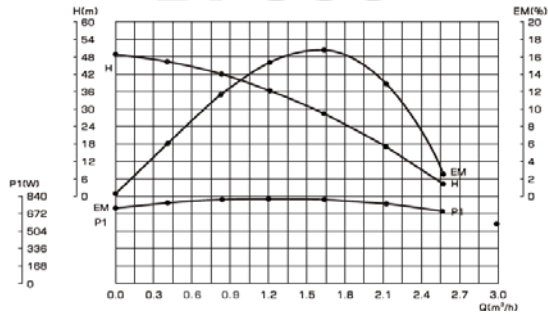


Model	DNA	DNM	Motor				Flow rate l/min.	Head m.	Head Max. m.	ราคา
			R.P.M	V / Hz	KW	HP				
AUTOPS130	1"	1"	2850	220 / 50	0.22	0.3	4 - 34	30 - 3	30	2,620

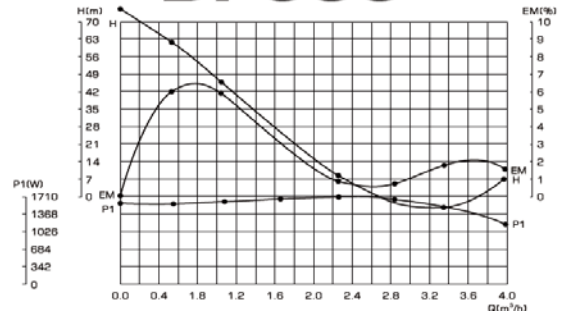
"DP"



**DP355**



**DP505**



Model	DNA	DNM	Motor				Flow rate l/min.	Head m.	Head Max. m.	ราคา
			R.P.M	V / Hz	KW	HP				
DP 355	1.1/4"	1"	2850	220 / 50	0.75	1	5 - 43	50 - 2	50	4,430
DP 505	1.1/4"	1"	2850	220 / 50	1.1	1.5	7 - 53	66 - 2	69	7,800